

Service Manual

Telephone Equipment

Model No. **KX-TS620BXB**
KX-TS620BXW
KX-TS620BX1
KX-TS620FXW

Integrated Telephone System

B: Black Version

W: White Version

1: White Version

(for Asia, Middle Near East and Other areas)

(for UAE and Saudi Arabia)

(for Nordic Countries)

Supplement

Please use this manual with the original service manual mentioned on the next page.

WARNING

This service information is designed for experienced repair technicians only and is not designed for use by the general public. It does not contain warnings or cautions to advise non-technical individuals of potential dangers in attempting to service a product. Products powered by electricity should be serviced or repaired only by experienced professional technicians. Any attempt to service or repair the product or products dealt with in this service information by anyone else could result in serious injury or death.

TABLE OF CONTENTS

	PAGE	PAGE
1 ORIGINAL SERVICE MANUAL INFORMATION -----	2	
2 REPLACEMENT PARTS LIST -----	2	
2.1. REFERENCE CHART-----	2	
2.2. ORIGINAL AND NEW PARTS COMPARISON		
LISTS-----	2	

Panasonic[®]

© Panasonic System Networks Co., Ltd. 2015
 Unauthorized copying and distribution is a violation
 of law.









1 ORIGINAL SERVICE MANUAL INFORMATION

Model No. on S/M	Destinations	Order No. of S/M	Suffix Code	
			Base Unit	Handset
KX-TS620BXB/KX-TS620BXW	Asia, Middle Near East and Other areas	KM40605055CE	---	---
KX-TS620BX1	UAE and Saudi Arabia	KM41204567CE	---	---
KX-TS620FXW	Nordic Countries	KM40609201CE	---	---

2 REPLACEMENT PARTS LIST

2.1. REFERENCE CHART

Reason for Change	
*The following items (1-8) indicate the reason for change. See the "Notes" column for each part in ORIGINAL AND NEW PARTS COMPARISON LISTS.	
1. Improve performance	Remarks: *m: Discontinued (To be replaced with a new part)
2. Change of material or dimension	
3. To meet approved specification	
4. Standardization	
5. Addition	
6. Deletion	
7. Correction	
8. Other	

Interchangeability Code		
**The following items (V-Z) indicate the Interchangeability. See the "Notes" column for each part in ORIGINAL AND NEW PARTS COMPARISON LISTS.		
V	Original  Early (before change) New  Late (after change)	Original or new parts may be used in early or late production sets. Use original parts until exhausted, then stock new parts.
W	Original  Early (before change) New  Late (after change)	Original parts may be used in early production sets only. New parts may be used in early or late production sets. Use original parts where possible, then stock new parts.
X	Original  Early (before change) New  Late (after change)	New parts only may be used in early or late production sets. Stock new parts.
Y	Original  Early (before change) New  Late (after change)	Original parts may be used in early production sets only. New parts may be used in late production sets only. Stock both original and new parts.
Z	Other	

Note:

Alphabets in the "Remarks" column in the following lists correspond to the alphabets in the "Remarks" in REFERENCE CHART.

2.2. ORIGINAL AND NEW PARTS COMPARISON LISTS

For KX-TS620BXB

Ref. No.	Part No.		Part Name & Description	Pcs/ Set	Remarks	Notes	Time of Change (Suffix)
	Original (Old)	New					
17	PQKF10696U2	PQYF10655M2	CABINET COVER	1	*m	4 W	---

For KX-TS620BXW, KX-TS620BX1 and KX-TS620FXW

Ref. No.	Part No.		Part Name & Description	Pcs/ Set	Remarks	Notes	Time of Change (Suffix)
	Original (Old)	New					
17	PQKF10696U1	PQYF10655M1	CABINET COVER	1	*m	4 W	---