

# Service Manual

Telephone Equipment

Model No. **KX-TS3282B**

**KX-TS3282W**

**KX-TS2570RUB**

**KX-TS2570RUW**

**KX-TS620BXB**

**KX-TS620BXW**

**KX-TS620BX1**

Integrated Telephone System

B: Black Version

W: White Version

1: White Version

*Supplement*

Please use this manual with the original service manual mentioned on the next page.

**⚠ WARNING**

This service information is designed for experienced repair technicians only and is not designed for use by the general public. It does not contain warnings or cautions to advise non-technical individuals of potential dangers in attempting to service a product. Products powered by electricity should be serviced or repaired only by experienced professional technicians. Any attempt to service or repair the product or products dealt with in this service information by anyone else could result in serious injury or death.

**Panasonic**<sup>®</sup>

© Panasonic System Networks Co., Ltd. 2015  
Unauthorized copying and distribution is a violation of law.









# 1 ORIGINAL SERVICE MANUAL INFORMATION

Model No. on S/M	Destinations	Order No. of S/M	Suffix Code	
			Base Unit	Handset
KX-TS3282B	U.S.A.	KM40303053C1	---	---
KX-TS3282W	U.S.A.	KM40211987C1	---	---
KX-TS2570RUB/KX-TS2570RUW	Russia	KM40609205CE	---	---
KX-TS620BXB/KX-TS620BXW	Asia, Middle Near East and Other areas	KM40605055CE	---	---
KX-TS620BX1	UAE and Saudi Arabia	KM41204567CE	---	---

## 2 REPLACEMENT PARTS LIST

### 2.1. REFERENCE CHART

Reason for Change	
*The following items (1-8) indicate the reason for change. See the "Notes" column for each part in <b>ORIGINAL AND NEW PARTS COMPARISON LISTS</b> .	
1. Improve performance	<b>Remarks:</b> *m: Discontinued (To be replaced with a new part)
2. Change of material or dimension	
3. To meet approved specification	
4. Standardization	
5. Addition	
6. Deletion	
7. Correction	
8. Other	

Interchangeability Code		
**The following items (V-Z) indicate the Interchangeability. See the "Notes" column for each part in <b>ORIGINAL AND NEW PARTS COMPARISON LISTS</b> .		
V	Original  Early (before change) New  Late (after change)	Original or new parts may be used in early or late production sets. Use original parts until exhausted, then stock new parts.
W	Original  Early (before change) New  Late (after change)	Original parts may be used in early production sets only. New parts may be used in early or late production sets. Use original parts where possible, then stock new parts.
X	Original  Early (before change) New  Late (after change)	New parts only may be used in early or late production sets. Stock new parts.
Y	Original  Early (before change) New  Late (after change)	Original parts may be used in early production sets only. New parts may be used in late production sets only. Stock both original and new parts.
Z	Other	

**Note:**

Alphabets in the "Remarks" column in the following lists correspond to the alphabets in the "Remarks" in REFERENCE CHART.

### 2.2. ORIGINAL AND NEW PARTS COMPARISON LISTS


For KX-TS3282B, KX-TS3282W

Ref. No.	Part No.		Part Name & Description	Pcs/ Set	Remarks	Notes	Time of Change (Suffix)
	Original (Old)	New					
<b>Operational P.C.Board (Unit)</b>							
E3	PQJM122Z	LOCBAY000016	MICROPHONE	1	*m	8	V

For TS2570RU, KX-TS620 series

Ref. No.	Part No.		Part Name & Description	Pcs/ Set	Remarks	Notes	Time of Change (Suffix)
	Original (Old)	New					
<b>Main P. C. Board Parts</b>							
R934	ERJ3GEYJ222	ERJ3GEYJ182	RESISTOR, 1.8kΩ	1	*m	8	Y
<b>Operational P.C.Board Parts</b>							
MIC	PQJM122Z	LOCBAY000016	MICROPHONE	1	*m	8	Y

**Note:**  
Change MIC from Conwell Mic to KissJia.

OLD	NEW
PQJM122Z	LOCBAY000016
	

A044498860