

Service Manual

Telephone Equipment

Model No. **KX-TS620BX1**

Telephone Answering System

1: White Version

(for UAE and Saudi Arabia)

Supplement-1

Please file and use this supplement manual together with the service manual for Model No.KX-TS620BX1, Order No. KM41204567CE.

WARNING

This service information is designed for experienced repair technicians only and is not designed for use by the general public. It does not contain warnings or cautions to advise non-technical individuals of potential dangers in attempting to service a product. Products powered by electricity should be serviced or repaired only by experienced professional technicians. Any attempt to service or repair the product or products dealt with in this service information by anyone else could result in serious injury or death.

TABLE OF CONTENTS

	PAGE
1 REPLACEMENT PARTS LIST -----	2
1.1. REFERENCE CHART-----	2
1.2. ORIGINAL AND NEW PARTS COMPARISON LISTS-----	2









Panasonic[®]

© Panasonic System Networks Co., Ltd. 2013
Unauthorized copying and distribution is a violation
of law.

1 REPLACEMENT PARTS LIST

1.1. REFERENCE CHART

Reason for Change	
*The following items (1-8) indicate the reason for change. See the "Notes" column for each part in ORIGINAL AND NEW PARTS COMPARISON LISTS.	
1. Improve performance	Note: Parts with *1 marking have been changed at the same time. Remark: *m: Discontinued (To be replaced with a new part)
2. Change of material or dimension	
3. To meet approved specification	
4. Standardization	
5. Addition	
6. Deletion	
7. Correction	
8. Other	

Interchangeability Code		
**The following items (V-Z) indicate the Interchangeability. See the "Notes" column for each part in ORIGINAL AND NEW PARTS COMPARISON LISTS.		
V	Original  Early (before change) New  Late (after change)	Original or new parts may be used in early or late production sets. Use original parts until exhausted, then stock new parts.
W	Original  Early (before change) New  Late (after change)	Original parts may be used in early production sets only. New parts may be used in early or late production sets. Use original parts where possible, then stock new parts.
X	Original  Early (before change) New  Late (after change)	New parts only may be used in early or late production sets. Stock new parts.
Y	Original  Early (before change) New  Late (after change)	Original parts may be used in early production sets only. New parts may be used in late production sets only. Stock both original and new parts.
Z	Other	

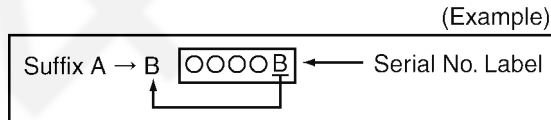
Note:
 Alphabets in the "Remarks" column in the following lists correspond to the alphabets in the "Remarks" in REFERENCE CHART.

1.2. ORIGINAL AND NEW PARTS COMPARISON LISTS

Change of the Suffix Code

Suffix Code	Reasons of change
A to B	Discontinued (To be replaced with a new part)

Serial No. Label tells you the suffix code as follows.



Ref. No.	Part No.		Part Name & Description	Pcs/ Set	Remarks	Notes	Time of Change (Suffix)
	Original (Old)	New					
Main P.C.Board Parts							
IC303	PQVIPS3450UT	-----	IC	*1	0	*m	6 Y A to B
Q109	B1CEGF000004	-----	TRANSISTOR(SI)	*1	0	*m	6 Y A to B
Q204	-----	2SD1819KSL	TRANSISTOR(SI)	*1	1	*m	5 Y A to B
Q701	B1ADGE000004	B1ADGE000012	TRANSISTOR(SI)		1	*m	4 V -----
Q702	B1ADGE000004	B1ADGE000012	TRANSISTOR(SI)		1	*m	4 V -----
D1	MA4300	PQVDMZJ30DT	DIODE(SI)		1	*m	4 V -----
R126	-----	ERJ3GEYJ104	RESISTOR, 100kΩ	*1	1	*m	5 Y A to B
R301	ERJ3GEYJ223	ERJ3GEYJ274	RESISTOR, 270kΩ	*1	1	*m	4 Y A to B

Note: Change parts based on Suffix Code.

2 CHANGES

2.1. Component View

[Changed from original section “12.1.1. Component View”]

Circuit Board	Suffix code	Circuit Board bareboard
Old type	A	PQUP11370XA-GC
New type	B	PQUP11370VA-GC

Check here

