

Service Manual

Telephone Equipment

Supplement

Model No.

KX-TGC210S/KX-TGC212S/
 KX-TGC220S/KX-TGC222S/
 KX-TGC212W/KX-TGD210N/
 KX-TGD212N/KX-TGD213N/
 KX-TGD220N/KX-TGD222N/
 KX-TGD223N/KX-TGD224N/
 KX-TGD225N/KX-TGE210B/
 KX-TGE212B/KX-TGE232B/
 KX-TGE233B/KX-TGE234B/
 KX-TGE240B/KX-TGE242B/
 KX-TGE243B/KX-TGE244B/
 KX-TGE245B/KX-TGE262S/
 KX-TGE263S/KX-TG454SK/
 KX-TGE272S/KX-TGE273S/
 KX-TGE274S/KX-TGE275S/
 KX-TG484SK/KX-TGDA20N/
 KX-TGEA20B/KX-TGEA20S

Digital Cordless Phone

Digital Cordless Answering System

Link-to-Cell Bluetooth Convergence
 Solution

B: Black Version

N: Champagne Gold Version

S: Silver Version

W: White Version

Please use this manual with the original service manual mentioned on the next page.

WARNING

This service information is designed for experienced repair technicians only and is not designed for use by the general public. It does not contain warnings or cautions to advise non-technical individuals of potential dangers in attempting to service a product. Products powered by electricity should be serviced or repaired only by experienced professional technicians. Any attempt to service or repair the product or products dealt with in this service information by anyone else could result in serious injury or death.

Panasonic[®]

© Panasonic System Networks Co., Ltd. 2015
 Unauthorized copying and distribution is a violation
 of law.









1 ORIGINAL SERVICE MANUAL INFORMATION

Model No. on S/M	Destinations	Order No. of S/M	Suffix Code	
			Base Unit	Handset
KX-TGC210S/KX-TGC212S/KX-TGC213S/KX-TGC220S/KX-TGC222S/KX-TG403SKS/KX-TG433SKS/KX-TGCA20S/KX-TGCA21S/KX-TGDA20N/KX-WP110B/KX-WP120B/KX-WPA20B	U.S.A.	KM41401786CE	---	---
KX-TGC212W/KX-TGCA20W	U.S.A.	KM41409649SE	---	---
KX-TGD210N/KX-TGD212N/KX-TGD213N/KX-TGD220N/KX-TGD222N/KX-TGD223N/KX-TGD224N/KX-TGD225N/KX-TG443SKN/KX-TG444SKN/KX-TGDA20N	U.S.A.	KM41401787CE	---	---
KX-TGE210B/KX-TGE212B/KX-TGE232B/KX-TGE233B/KX-TGE234B/KX-TGEA20B	U.S.A.	KM41401789CE	---	---
KX-TGE240B/KX-TGE242B/KX-TGE243B/KX-TGE244B/KX-TGE245B/KX-TGE260S/KX-TGE262S/KX-TGE263S/KX-TGE264S/KX-TG454SK/KX-TGE270S/KX-TGE272S/KX-TGE273S/KX-TGE274S/KX-TGE275S/KX-TG465SK/KX-TGEA20B/KX-TGEA20S	U.S.A.	KM41401783CE	---	---
KX-TG484SK	U.S.A.	KM41506831SE	---	---

2 REPLACEMENT PARTS LIST

2.1. REFERENCE CHART

Reason for Change	
*The following items (1-8) indicate the reason for change. See the "Notes" column for each part in ORIGINAL AND NEW PARTS COMPARISON LISTS .	
1. Improve performance	Remarks: *j: To meet the standards.
2. Change of material or dimension	
3. To meet approved specification	
4. Standardization	
5. Addition	
6. Deletion	
7. Correction	
8. Other	


Interchangeability Code		
**The following items (V-Z) indicate the Interchangeability. See the "Notes" column for each part in ORIGINAL AND NEW PARTS COMPARISON LISTS .		
V	Original  Early (before change) New  Late (after change)	Original or new parts may be used in early or late production sets. Use original parts until exhausted, then stock new parts.
W	Original  Early (before change) New  Late (after change)	Original parts may be used in early production sets only. New parts may be used in early or late production sets. Use original parts where possible, then stock new parts.
X	Original  Early (before change) New  Late (after change)	New parts only may be used in early or late production sets. Stock new parts.
Y	Original  Early (before change) New  Late (after change)	Original parts may be used in early production sets only. New parts may be used in late production sets only. Stock both original and new parts.
Z	Other	

Note:


Alphabets in the "Remarks" column in the following lists correspond to the alphabets in the "Remarks" in REFERENCE CHART.

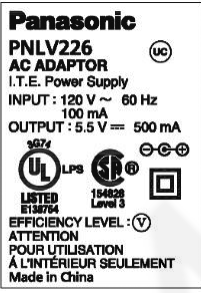










2.2. ORIGINAL AND NEW PARTS COMPARISON LISTS

For KX-TGC210S, KX-TGC212S/W, KX-TGC220S, KX-TGC222S, KX-TGD210N, KX-TGD212N, KX-TGD213N, KX-TGD220N, KX-TGD222N, KX-TGD223N, KX-TGD224N, KX-TGD225N

Ref. No.	Part No.		Part Name & Description	Pcs/ Set	Remarks	Notes	Time of Change (Suffix)
	Original (Old)	New					
Replacement Parts List							
A1, A2	PNLV226Z	PNLV226-0X	AC ADAPTOR 	1	*j	4 W	---

For KX-TGE210B, KX-TGE212B, KX-TGE232B, KX-TGE233B, KX-TGE234B, KX-TGE240B, KX-TGE242B, KX-TGE243B, KX-TGE244B, KX-TGE245B, KX-TGE262S, KX-TGE263S, KX-TG454SK, KX-TGE272S, KX-TGE273S, KX-TGE274S, KX-TGE275S, KX-TG484SK

Ref. No.	Part No.		Part Name & Description	Pcs/ Set	Remarks	Notes	Time of Change (Suffix)
	Original (Old)	New					
Accessories and Packing Materials							
A1, A101, A201, A301, A401, A601, A701, A901, A1101, A1201, A1301, A1401	PNLV226Z	PNLV226-0X	AC ADAPTOR 	1	*j	4 W	---

Old	New
PNLV226Z	PNLV226-0X
 <p>Panasonic PNLV226 AC ADAPTOR  I.T.E. Power Supply INPUT: 120 V ~ 60 Hz 100 mA OUTPUT: 5.5 V = 500 mA    LISTED E136794 EFFICIENCY LEVEL:  ATTENTION POUR UTILISATION À L'INTÉRIEUR SEULEMENT Made in China</p>	 <p>Panasonic PNLV226 AC ADAPTOR  I.T.E. Power Supply INPUT: 120 V ~ 60 Hz 100 mA OUTPUT: 5.5 V = 500 mA   LISTED E185124 EFFICIENCY LEVEL:  ATTENTION POUR UTILISATION À L'INTÉRIEUR SEULEMENT Made in China</p>

For KX-TGC212S, KX-TGC222S, KX-TGD212N, KX-TGD213N, KX-TGD222N, KX-TGD223N, KX-TGD224N, KX-TGD225N, KX-TGDA20N

Ref. No.	Part No.		Part Name & Description	Pcs/ Set	Remarks	Notes	Time of Change (Suffix)
	Original (Old)	New					
Replacement Parts List							
A7-1	PNLV233-AZ	PNLV233-AX	AC ADAPTOR	1	*j	4 W	---

For KX-TGC212W

Ref. No.	Part No.		Part Name & Description	Pcs/ Set	Remarks	Notes	Time of Change (Suffix)
	Original (Old)	New					
Replacement Parts List							
A5-1	PNLV233AZ	PNLV233-AX	AC ADAPTOR	1	*j	4 W	---

For KX-TGE212B, KX-TGE232B, KX-TGE233B, KX-TGE234B, KX-TGE242B, KX-TGE243B, KX-TGE244B, KX-TGE263S, KX-TG454SK, KX-TGE273S, KX-TGE274S, KX-TGE275S, KX-TGEA20B/S, KX-TG484SK

Ref. No.	Part No.		Part Name & Description	Pcs/ Set	Remarks	Notes	Time of Change (Suffix)
	Original (Old)	New					
Charger Unit (Cabinet and Electrical Parts)							
200-5	PNLV233-AZ	PNLV233-AX	AC ADAPTOR	1	*j	4 W	---

Old	New
PNLV233-AZ	PNLV233-AX

Note:

The appearance of AC adaptor is different in the old one and the new one.