

Service Manual

Telephone Equipment

Supplement

Model No.

**KX-TGE210B/KX-TGE212B/
KX-TGE232B/KX-TGE233B/
KX-TGE234B/KX-TGE240B/
KX-TGE242B/KX-TGE243B/
KX-TGE244B/KX-TGE245B/
KX-TGE260S/KX-TGE262S/
KX-TGE263S/KX-TGE264S/
KX-TG454SK/KX-TGE270S/
KX-TGE272S/KX-TGE273S/
KX-TGE274S/KX-TGE275S/
KX-TG465SK/KX-TGEA20B/
KX-TGEA20S**

Digital Cordless Phone

Digital Cordless Answering System

Link-to-Cell Bluetooth Convergence
Solution

B: Black Version

S: Silver Version

Please use this manual with the original service manual mentioned on the next page.

WARNING

This service information is designed for experienced repair technicians only and is not designed for use by the general public. It does not contain warnings or cautions to advise non-technical individuals of potential dangers in attempting to service a product. Products powered by electricity should be serviced or repaired only by experienced professional technicians. Any attempt to service or repair the product or products dealt with in this service information by anyone else could result in serious injury or death.

Panasonic[®]

© Panasonic System Networks Co., Ltd. 2014
Unauthorized copying and distribution is a violation
of law.









1 ORIGINAL SERVICE MANUAL INFORMATION

| Model No. on S/M | Destinations | Order No. of S/M | Suffix Code | |
|---|--------------|------------------|-------------|---------|
| | | | Base Unit | Handset |
| KX-TGE240B/KX-TGE242B/KX-TGE243B/KX-TGE244B/KX-TGE245B/KX-TGE260S/KX-TGE262S/KX-TGE263S/KX-TGE264S/KX-TG454SK/KX-TGE270S/KX-TGE272S/KX-TGE273S/KX-TGE274S/KX-TGE275S/KX-TG465SK/KX-TGEA20B/KX-TGEA20S | U.S.A. | KM41401783CE | --- | --- |
| KX-TGE210B/KX-TGE212B/KX-TGE232B/KX-TGE233B/KX-TGE234B/KX-TGEA20B | U.S.A. | KM41401789CE | --- | --- |

2 REPLACEMENT PARTS LIST

2.1. REFERENCE CHART

| Reason for Change | |
|--|---|
| *The following items (1-8) indicate the reason for change. See the "Notes" column for each part in ORIGINAL AND NEW PARTS COMPARISON LISTS. | |
| 1. Improve performance | Remarks: *c: To share the parts with other models |
| 2. Change of material or dimension | |
| 3. To meet approved specification | |
| 4. Standardization | |
| 5. Addition | |
| 6. Deletion | |
| 7. Correction | |
| 8. Other | |

| Interchangeability Code | | |
|--|---|--|
| **The following items (V-Z) indicate the Interchangeability. See the "Notes" column for each part in ORIGINAL AND NEW PARTS COMPARISON LISTS. | | |
| V | Original  Early (before change) New  Late (after change) | Original or new parts may be used in early or late production sets. Use original parts until exhausted, then stock new parts. |
| W | Original  Early (before change) New  Late (after change) | Original parts may be used in early production sets only. New parts may be used in early or late production sets. Use original parts where possible, then stock new parts. |
| X | Original  Early (before change) New  Late (after change) | New parts only may be used in early or late production sets. Stock new parts. |
| Y | Original  Early (before change) New  Late (after change) | Original parts may be used in early production sets only. New parts may be used in late production sets only. Stock both original and new parts. |
| Z | Other | |

Note:

Alphabets in the "Remarks" column in the following lists correspond to the alphabets in the "Remarks" in REFERENCE CHART.

2.2. ORIGINAL AND NEW PARTS COMPARISON LISTS

| Ref. No. | Part No. | | Part Name & Description | Pcs/ Set | Remarks | Notes | Time of Change (Suffix) |
|---|----------------|-----------|-------------------------|----------|---------|-------|-------------------------|
| | Original (Old) | New | | | | | |
| Cabinet and Electrical Parts (Handset) | | | | | | | |
| 106 | PNYE1125Z | PNYE1134Z | SPACER, CUSHION LCD | 1 | *c | 4 | V |