

Service Manual

Telephone Equipment

Supplement

Model No.

KX-TG6421CAM/KX-TG6421CAT/
 KX-TG6422CAT/KX-TG8162ALB/
 KX-TG8163ALB/KX-TG8161EB/
 KX-TG8162EB/KX-TG8163EB/
 KX-TG8166EB/KX-TG8151GB/
 KX-TG8161GB/KX-TG8162GB/
 KX-TG8161GA/KX-TG8151GRB/
 KX-TG8161GRB/KX-TG8151JTM/
 KX-TG8161JTM/KX-TG8151NEB/
 KX-TG8151NLB/KX-TG8152NLB/
 KX-TG8161NLB/KX-TG8162NLB/
 KX-TG8151SLB/KX-TG8151SLM/
 KX-TG8161SLB/KX-TG8161SLM/
 KX-TG8151SL1/KX-TG8161SL1/
 KX-TG8151SPB/KX-TG8151TRB/
 KX-TG8161TRB/KX-TGA815AZB/
 KX-TGA815EB/KX-TGA815EXA/
 KX-TGA815EXB/KX-TGA815EXM/
 KX-TGA815SL1

Digital Cordless Phone

Digital Cordless Answering System

A: Brown Version

B: Black Version

M: Metallic Grey Version

T: Titanium Black Version

Please use this manual with the original service manual mentioned on the next page.

WARNING

This service information is designed for experienced repair technicians only and is not designed for use by the general public. It does not contain warnings or cautions to advise non-technical individuals of potential dangers in attempting to service a product. Products powered by electricity should be serviced or repaired only by experienced professional technicians. Any attempt to service or repair the product or products dealt with in this service information by anyone else could result in serious injury or death.

Panasonic[®]

© Panasonic System Networks Co., Ltd. 2015
 Unauthorized copying and distribution is a violation
 of law.









1 ORIGINAL SERVICE MANUAL INFORMATION

Model No. on S/M	Destinations	Order No. of S/M	Suffix Code	
			Base Unit	Handset
KX-TG6421CAM/KX-TG6421CAT/KX-TG6422CAT/KX-TGA641RUM/ KX-TGA641RUT	Kazakhstan, Tajikistan, Uzbeki- stan, Turkmenistan and Kyr- gyzstan	KM40902818CE	---	---
KX-TG8162ALB/KX-TG8163ALB/KX-TGA815AZB	Australia	KM41203554CE	---	---
KX-TG8161EB/KX-TG8162EB/KX-TG8163EB/KX-TGA815EB/KX- TGA816EB	UK and Ireland	KM41202538CE	---	---
KX-TG8166EB/KX-TGA815EB/KX-TGA816EB	UK and Ireland	KM41206931SE	---	---
KX-TG8151GB/KX-TG8161GB/KX-TG8162GB/KX-TGA815EXB/KX- TGA816EXB	Germany	KM41201536CE	---	---
KX-TG8161GA/KX-TGA815EXA/KX-TGA816EXA	Germany	KM41205894SE	---	---
KX-TG8151GRB/KX-TG8161GRB/KX-TGA815EXB	Greece	KM41206581CE	---	---
KX-TG8151JTM/KX-TG8161JTM/KX-TGA815EXM/KX-TGA816EXM	Italy	KM41204566CE	---	---
KX-TG8151NEB/KX-TGA815EXB/KX-TGA816EXB	Norway, Sweden, Denmark and Finland	KM41205572CE	---	---
KX-TG8151NLB/KX-TG8152NLB/KX-TG8161NLB/KX-TG8162NLB/ KX-TGA815EXB/KX-TGA816EXB	Netherlands	KM41204562CE	---	---
KX-TG8151SLB/KX-TG8151SLM/KX-TG8161SLB/KX-TG8161SLM/ KX-TGA815EXB/KX-TGA815EXM	Switzerland	KM41205579CE	---	---
KX-TG8151SL1/KX-TG8161SL1/KX-TGA815SL1	Switzerland	KM41409865CE	---	---
KX-TG8151SPB/KX-TGA815EXB/KX-TGA816EXB	Spain and Portugal	KM41204563CE	---	---
KX-TG8151TRB/KX-TG8161TRB/KX-TGA815EXB	Turkey	KM41206583CE	---	---

2 REPLACEMENT PARTS LIST

2.1. REFERENCE CHART

Reason for Change	
*The following items (1-8) indicate the reason for change. See the "Notes" column for each part in ORIGINAL AND NEW PARTS COMPARISON LISTS .	
1. Improve performance	Remarks: *m: Discontinued (To be replaced with a new part)
2. Change of material or dimension	
3. To meet approved specification	
4. Standardization	
5. Addition	
6. Deletion	
7. Correction	
8. Other	

Interchangeability Code		
**The following items (V-Z) indicate the Interchangeability. See the "Notes" column for each part in ORIGINAL AND NEW PARTS COMPARISON LISTS .		
V	Original  Early (before change) New  Late (after change)	Original or new parts may be used in early or late production sets. Use original parts until exhausted, then stock new parts.
W	Original  Early (before change) New  Late (after change)	Original parts may be used in early production sets only. New parts may be used in early or late production sets. Use original parts where possible, then stock new parts.
X	Original  Early (before change) New  Late (after change)	New parts only may be used in early or late production sets. Stock new parts.
Y	Original  Early (before change) New  Late (after change)	Original parts may be used in early production sets only. New parts may be used in late production sets only. Stock both original and new parts.
Z	Other	

Note:

Alphabets in the "Remarks" column in the following lists correspond to the alphabets in the "Remarks" in REFERENCE CHART.

2.2. ORIGINAL AND NEW PARTS COMPARISON LISTS

For KX-TG6421CA series

Ref. No.	Part No.		Part Name & Description	Pcs/ Set	Remarks	Notes	Time of Change (Suffix)
	Original (Old)	New					
Main P.C. Board Parts (Base Unit)							
DA801, DA802	B0DDCD000001	B0DDCL000001	DIODE(SI)	2	*m	8 Y	---

Ref. No.	Part No.		Part Name & Description	Pcs/ Set	Remarks	Notes		Time of Change (Suffix)
	Original (Old)	New						
L801	G1C27NJ00010	PQLQR4C18NJ	COIL	1	*m	8	Y	---

For KX-TG81xx series

Ref. No.	Part No.		Part Name & Description	Pcs/ Set	Remarks	Notes		Time of Change (Suffix)
	Original (Old)	New						
Main P.C. Board Parts (Base Unit)								
DA801, DA802	B0DDCD000001	B0DDCL000001	DIODE(SI)	2	*m	8	V	---
Main P.C. Board Parts (Handset)								
DA801	B0DDCD000001	B0DDCL000001	DIODE(SI)	1	*m	8	V	---

A0449860