

# Service Manual

Telephone Equipment

Model No. **KX-TG8162ALB**  
**KX-TG8163ALB**  
**KX-TGA815AZB**

Digital Cordless Answering System

B: Black Version  
 (for Australia)

*Supplement-1*

Please file and use this supplement manual together with the service manual for Model No. KX-TG8162ALB/KX-TG8163ALB/KX-TGA815AZB, Order No. KM41203554CE.

## WARNING

This service information is designed for experienced repair technicians only and is not designed for use by the general public. It does not contain warnings or cautions to advise non-technical individuals of potential dangers in attempting to service a product. Products powered by electricity should be serviced or repaired only by experienced professional technicians. Any attempt to service or repair the product or products dealt with in this service information by anyone else could result in serious injury or death.

## TABLE OF CONTENTS

	PAGE
<b>1 REPLACEMENT PARTS LIST</b> -----	<b>2</b>
1.1. REFERENCE CHART-----	2
1.2. ORIGINAL AND NEW PARTS COMPARISON LISTS-----	2









**Panasonic**<sup>®</sup>

© Panasonic System Networks Co., Ltd. 2013  
 Unauthorized copying and distribution is a violation  
 of law.

# 1 REPLACEMENT PARTS LIST

## 1.1. REFERENCE CHART

Reason for Change	
*The following items (1-8) indicate the reason for change. See the "Notes" column for each part in ORIGINAL AND NEW PARTS COMPARISON LISTS.	
1. Improve performance	Remark: *z: VOIP Router Issue.
2. Change of material or dimension	
3. To meet approved specification	
4. Standardization	
5. Addition	
6. Deletion	
7. Correction	
8. Other	

Interchangeability Code		
**The following items (V-Z) indicate the Interchangeability. See the "Notes" column for each part in ORIGINAL AND NEW PARTS COMPARISON LISTS.		
V	Original  Early (before change) New  Late (after change)	Original or new parts may be used in early or late production sets. Use original parts until exhausted, then stock new parts.
W	Original  Early (before change) New  Late (after change)	Original parts may be used in early production sets only. New parts may be used in early or late production sets. Use original parts where possible, then stock new parts.
X	Original  Early (before change) New  Late (after change)	New parts only may be used in early or late production sets. Stock new parts.
Y	Original  Early (before change) New  Late (after change)	Original parts may be used in early production sets only. New parts may be used in late production sets only. Stock both original and new parts.
Z	Other	

**Note:**

Alphabets in the "Remarks" column in the following lists correspond to the alphabets in the "Remarks" in REFERENCE CHART.

## 1.2. ORIGINAL AND NEW PARTS COMPARISON LISTS

Ref. No.	Part No.		Part Name & Description	Pcs/ Set	Remarks	Notes	Time of Change (Suffix)
	Original (Old)	New					
<b>Main P.C.Board Parts (Base Unit)</b>							
R162	-----	ERJ3GEYJ563	RESISTOR, 56kΩ	1	*z	5 -	---
R169	ERJ3GEYJ563	-----	RESISTOR, 56kΩ	0	*z	6 -	---

YS1  
KXTG8162ALB  
KXTG8163ALB  
KXTGA815AZB