

Service Manual

Telephone Equipment

Model No. **KX-TG7411MEB**
KX-TG7412MEB
KX-TGA740MEB

Expandable Digital Cordless Phone

B: Black Version
 (for Mexico)

Supplement-2

Please file and use this supplement manual together with the service manual for Model No. KX-TG7411MEB/KX-TG7412MEB/KX-TGA740MEB, Order No. KM40905922CE.

WARNING

This service information is designed for experienced repair technicians only and is not designed for use by the general public. It does not contain warnings or cautions to advise non-technical individuals of potential dangers in attempting to service a product. Products powered by electricity should be serviced or repaired only by experienced professional technicians. Any attempt to service or repair the product or products dealt with in this service information by anyone else could result in serious injury or death.









TABLE OF CONTENTS

	PAGE
1 REPLACEMENT PARTS LIST -----	2
1.1. REFERENCE CHART-----	2
1.2. ORIGINAL AND NEW PARTS COMPARISON LISTS-----	2

1 REPLACEMENT PARTS LIST

1.1. REFERENCE CHART

Reason for Change	
*The following items (1-8) indicate the reason for change. See the "Notes" column for each part in ORIGINAL AND NEW PARTS COMPARISON LISTS .	
1. Improve performance	Remark: *c: To share the parts with other models.
2. Change of material or dimension	
3. To meet approved specification	
4. Standardization	
5. Addition	
6. Deletion	
7. Correction	
8. Other	

Interchangeability Code		
**The following items (V-Z) indicate the Interchangeability. See the "Notes" column for each part in ORIGINAL AND NEW PARTS COMPARISON LISTS .		
V	Original  Early (before change) New  Late (after change)	Original or new parts may be used in early or late production sets. Use original parts until exhausted, then stock new parts.
W	Original  Early (before change) New  Late (after change)	Original parts may be used in early production sets only. New parts may be used in early or late production sets. Use original parts where possible, then stock new parts.
X	Original  Early (before change) New  Late (after change)	New parts only may be used in early or late production sets. Stock new parts.
Y	Original  Early (before change) New  Late (after change)	Original parts may be used in early production sets only. New parts may be used in late production sets only. Stock both original and new parts.
Z	Other	

Note:

Alphabets in the "Remarks" column in the following lists correspond to the alphabets in the "Remarks" in REFERENCE CHART.

1.2. ORIGINAL AND NEW PARTS COMPARISON LISTS

Ref. No.	Part No.		Part Name & Description	Pcs/ Set	Remarks	Notes	Time of Change (Suffix)
	Original (Old)	New					
Main P.C. Board Parts (Base Unit)							
D301	B0JCME000035	D0GLR00Z0001	DIODE(SI)	1	*c	4 Y	---
R371, R372, R373, R374	ERJ12YJ100	ERJ12YJ120	RESISTOR, 12Ω	4	*c	4 Y	---
Main P.C. Board Parts (Handset)							
D423, D424, D426, D427	MA8043L	-----	DIODE(SI)	0	*c	6 -	---
C423, C424, C426, C427	-----	D4ED16R80001	VARIATOR	4	*c	5 Y	---

A0449860