

Service Manual

Telephone Equipment

Supplement

Model No.

**KX-TG6611FXM/KX-TG6611FXT/
 KX-TG6612FXM/KX-TG6612FXT/
 KX-TG6611SLB/KX-TG6612SLB/
 KX-TG6621SLS/KX-TG6611SPT/
 KX-TG6611SPM/KX-TG6612SPM/
 KX-TG6611TRM/KX-TG6611TRT/
 KX-TG6612TRT/KX-TG6611TUB/
 KX-TG6621TUB/KX-TG6671B/
 KX-TG6672B/KX-TG6711BXB/
 KX-TG6712BXB/KX-TG6721BXB/
 KX-TG6722BXB/KX-TG6711CXB/
 KX-TG6712CXB/KX-TG6711MEB/
 KX-TG6712MEB/KX-TG6721MEB/
 KX-TG6722MEB/KX-TG6723MEB/
 KX-TG6711MBB/KX-TG6712MBB/
 KX-TG6713MBB/KX-TG6721MBB/
 KX-TGA660B/KX-TGA660M**

Digital Cordless Phone

Digital Cordless Answering System

Digital Corded/Cordless Answering System

Link-to-Cell Cellular Convergence Solution

B: Black Version

M: Metallic Gray Version

S: Silver Version

T: Titanium Black Version

Please use this manual with the original service manual mentioned on the next page.

WARNING

This service information is designed for experienced repair technicians only and is not designed for use by the general public. It does not contain warnings or cautions to advise non-technical individuals of potential dangers in attempting to service a product. Products powered by electricity should be serviced or repaired only by experienced professional technicians. Any attempt to service or repair the product or products dealt with in this service information by anyone else could result in serious injury or death.

Panasonic®

© Panasonic System Networks Co., Ltd. 2015
 Unauthorized copying and distribution is a violation of law.









1 ORIGINAL SERVICE MANUAL INFORMATION

Model No. on S/M	Destinations	Order No. of S/M	Suffix Code	
			Base Unit	Handset
KX-TG6611FXM/KX-TG6611FXT/KX-TG6612FXM/KX-TG6612FXT/ KX-TGA661FXM/KX-TGA661FXT	Central Europe	KM41104352CE	---	---
KX-TG6611SLB/KX-TG6612SLB/KX-TGA661EXB	Switzerland	KM41105384CE	---	---
KX-TG6621SLS/KX-TGA661EXS	Switzerland	KM41105385CE	---	---
KX-TG6611SPM/KX-TG6611SPT/KX-TG6612SPM/KX-TGA660EXM/ KX-TGA660EXT/KX-TGA661EXM/KX-TGA661EXT	Spain and Portugal	KM41103315CE	---	---
KX-TG6621SPS/KX-TGA660EXS/KX-TGA661EXS	Spain	KM41103316CE	---	---
KX-TG6611TRM/KX-TG6611TRT/KX-TG6612TRT/KX-TGA661EXM/ KX-TGA661EXT	Turkey	KM41104363CE	---	---
KX-TG6621TRT/KX-TGA661EXT	Turkey	KM41104364CE	---	---
KX-TG6611TUB/KX-TGA661EXB	Tunisia, Algeria and Morocco	KM41203547CE	---	---
KX-TG6621TUB/KX-TGA661EXB	Tunisia, Algeria and Morocco	KM41203549CE	---	---
KX-TG6632B/KX-TG6633B/KX-TGA660B	U.S.A.	KM41101307CE	---	---
KX-TG6641B/KX-TG6643B/KX-TG6644B/KX-TG6645B/KX-TGA660B	U.S.A.	KM41102310CE	---	---
KX-TG6645SK/KX-TGA660B	U.S.A.	KM41103820SE	---	---
KX-TG6671B/KX-TG6672B/KX-TGA660B	U.S.A.	KM41108473CE	---	---
KX-TG6711BXB/KX-TG6712BXB/KX-TG6721BXB/KX-TG6722BXB/ KX-TG6711UEB/KX-TG6712UEB/KX-TG6721UEB/KX-TGA671BXB	Middle Near East and Africa	KM41209615CE	---	---
KX-TG6711CXB/KX-TG6712CXB/KX-TGA671CXB	Singapore, Vietnam and Indonesia	KM41209617CE	---	---
KX-TG6711MEB/KX-TG6712MEB/KX-TG6721MEB/KX-TG6722MEB/ KX-TGA671MEB	Mexico	KM41207598CE	---	---
KX-TG6723MEB/KX-TGA671MEB	Mexico	KM41209036SE	---	---
KX-TG6711MBB/KX-TG6712MBB/KX-TG6713MBB/KX-TG6721MBB/ KX-TGA671MBB/KX-TGA671EXB	Barclay	KM41207605CE	---	---
KX-TG7642M/KX-TG7643M/KX-TG7644M/KX-TG7645M/KX-TGA660M	U.S.A.	KM41102311CE	---	---
KX-TG155SK/KX-TGA660M	U.S.A.	KM41201535CE	---	---

2 REPLACEMENT PARTS LIST

2.1. REFERENCE CHART

Reason for Change	
*The following items (1-8) indicate the reason for change. See the "Notes" column for each part in ORIGINAL AND NEW PARTS COMPARISON LISTS .	
1. Improve performance	Remarks: *m: Discontinued (To be replaced with a new part)
2. Change of material or dimension	
3. To meet approved specification	
4. Standardization	
5. Addition	
6. Deletion	
7. Correction	
8. Other	

Interchangeability Code		
**The following items (V-Z) indicate the Interchangeability. See the "Notes" column for each part in ORIGINAL AND NEW PARTS COMPARISON LISTS .		
V	Original  Early (before change) New  Late (after change)	Original or new parts may be used in early or late production sets. Use original parts until exhausted, then stock new parts.
W	Original  Early (before change) New  Late (after change)	Original parts may be used in early production sets only. New parts may be used in early or late production sets. Use original parts where possible, then stock new parts.
X	Original  Early (before change) New  Late (after change)	New parts only may be used in early or late production sets. Stock new parts.
Y	Original  Early (before change) New  Late (after change)	Original parts may be used in early production sets only. New parts may be used in late production sets only. Stock both original and new parts.
Z	Other	

Note:

Alphabets in the "Remarks" column in the following lists correspond to the alphabets in the "Remarks" in REFERENCE CHART.

2.2. ORIGINAL AND NEW PARTS COMPARISON LISTS

For KX-TG6611_21 series, KX-TG6671_72B, KX-TG6711_21BX, MB series

Ref. No.	Part No.		Part Name & Description	Pcs/ Set	Remarks	Notes	Time of Change (Suffix)
	Original (Old)	New					
Main P.C.Board Parts (Base Unit)							
DA801, DA802	B0DDCD000001	B0DDCL000001	DIODE(SI)	2	*m	8 V	---
Main P.C.Board Parts (Handset)							
DA801	B0DDCD000001	B0DDCL000001	DIODE(SI)	1	*m	8 V	---

For KX-TG6711_21CX, ME series

Ref. No.	Part No.		Part Name & Description	Pcs/ Set	Remarks	Notes	Time of Change (Suffix)
	Original (Old)	New					
Main P.C.Board Parts (Base Unit)							
DA801, DA802	B0DDCD000001	B0DDCL000001	DIODE(SI)	2	*m	8 V	---

For KX-TGA660B, KX-TGA660M

Ref. No.	Part No.		Part Name & Description	Pcs/ Set	Remarks	Notes	Time of Change (Suffix)
	Original (Old)	New					
Main P.C.Board Parts (Handset)							
DA801	B0DDCD000001	B0DDCL000001	DIODE(SI)	1	*m	8 V	---