

# Service Manual

Telephone Equipment

*Supplement*

Model No.

KX-TG6611CXB/KX-TG6611CXS/  
 KX-TG6612CXB/KX-TG6612CXS/  
 KX-TG6621EB/KX-TG6621EM/  
 KX-TG6622EB/KX-TG6622EM/  
 KX-TG6623EB/KX-TG6623EM/  
 KX-TG6624EB/KX-TG6624EM/  
 KX-TG6611GB/KX-TG6611GS/  
 KX-TG6612GB/KX-TG6612GS/  
 KX-TG6621GB/KX-TG6621GS/  
 KX-TG6622GB/KX-TG6622GS/  
 KX-TG6623GB/KX-TG6623GS/  
 KX-TG6624GB/KX-TG6611GRM/  
 KX-TG6611GRT/KX-TG6612GRT/  
 KX-TG6621GRT/KX-TG6621JTS/  
 KX-TG6622JTS/KX-TGA661CXB/  
 KX-TGA661CXS/KX-TGA661EB/  
 KX-TGA661EM/KX-TGA661EXB/  
 KX-TGA661EXM/KX-TGA661EXS/  
 KX-TGA661EXT/KX-TGA661MLS

Digital Cordless Phone

Digital Cordless Answering System

B: Black Version

M: Metallic Gray Version

S: Silver Version

T: Titanium Black Version

Please use this manual with the original service manual mentioned on the next page.

## WARNING

This service information is designed for experienced repair technicians only and is not designed for use by the general public. It does not contain warnings or cautions to advise non-technical individuals of potential dangers in attempting to service a product. Products powered by electricity should be serviced or repaired only by experienced professional technicians. Any attempt to service or repair the product or products dealt with in this service information by anyone else could result in serious injury or death.

**Panasonic**<sup>®</sup>

© Panasonic System Networks Co., Ltd. 2015  
 Unauthorized copying and distribution is a violation  
 of law.





# 1 ORIGINAL SERVICE MANUAL INFORMATION

Model No. on S/M	Destinations	Order No. of S/M	Suffix Code	
			Base Unit	Handset
KX-TG6611CXB/KX-TG6611CXS/KX-TG6612CXB/KX-TG6612CXS/ KX-TGA661CXB/KX-TGA661CXS	Singapore, Indonesia and Viet- nam	KM41106433CE	---	---
KX-TG6611BLB/KX-TG6612BLB/KX-TG6613BLB/KX-TGA660EXB/ KX-TGA661EXB	Belgium	KM41105386CE	---	---
KX-TG6621BLB/KX-TGA660EXB/KX-TGA661EXB	Belgium	KM41105387CE	---	---
KX-TG6611EM/KX-TG6612EM/KX-TG6613EM/KX-TGA660EM/KX- TGA661EM	United Kingdom	KM41102309CE	---	---
KX-TG6621EB/KX-TG6621EM/KX-TG6622EB/KX-TG6622EM/KX- TG6623EB/KX-TG6623EM/KX-TG6624EB/KX-TG6624EM/KX- TGA660EB/KX-TGA660EM/KX-TGA661EB/KX-TGA661EM	United Kingdom	KM41102308CE	---	---
KX-TG6611FRB/KX-TG6612FRB/KX-TGA660EXB/KX-TGA661EXB	France	KM41103324CE	---	---
KX-TG6621FRB/KX-TG6622FRB/KX-TG6623FRB/KX-TGA660EXB/ KX-TGA661EXB	France	KM41103325CE	---	---
KX-TG6611GB/KX-TG6611GS/KX-TG6612GB/KX-TG6612GS/KX- TGA660EXB/KX-TGA661EXS	Germany	KM41103348CE	---	---
KX-TG6621GB/KX-TG6621GS/KX-TG6622GB/KX-TG6622GS/KX- TG6623GB/KX-TG6623GS/KX-TG6624GB/KX-TGA660EXB/KX- TGA660EXS/KX-TGA661EXB/KX-TGA661EXS	Germany	KM41103347CE	---	---
KX-TG6611GRM/KX-TG6611GRT/KX-TG6612GRT/KX-TGA661EXM/ KX-TGA661EXT	Greece	KM41103317CE	---	---
KX-TG6621GRT/KX-TGA661EXT	Greece	KM41103318CE	---	---
KX-TG6611JTB/KX-TG6611JTS/KX-TG6612JTB/KX-TGA660EXB/KX- TGA660EXS/KX-TGA661EXB/KX-TGA661EXS	Italy	KM41103319CE	---	---
KX-TG6621JTS/KX-TGA660EXS/KX-TGA661EXS	Italy	KM41103320CE	---	---
KX-TG6622JTS/KX-TGA660EXS/KX-TGA661EXS	Italy	KM41207934SE	---	---
KX-TG6611MBB/KX-TG6612MBB/KX-TG6613MBB/KX-TGA661MBB/ KX-TGA661EXB	Barclay	KM41107448CE	---	---
KX-TG6621MBB/KX-TGA661MBB/KX-TGA661EXB	Barclay	KM41107449CE	---	---
KX-TG6611MLS/KX-TG6612MLS/KX-TGA661MLS	Malaysia	KM41107463CE	---	---
KX-TG6611NEB/KX-TG6611NES/KX-TG6612NES/KX-TG6613NES/ KX-TGA660EXB/KX-TGA660EXS/KX-TGA661EXB/KX-TGA661EXS	Norway, Sweden, Denmark and Finland	KM41103322CE	---	---
KX-TG6622NES/KX-TGA660EXS/KX-TGA661EXS	Norway, Denmark, Finland and Sweden	KM41103323CE	---	---
KX-TG6611NLB/KX-TG6612NLB/KX-TG6613NLB/KX-TGA660EXB/ KX-TGA661EXB	Netherlands	KM41104361CE	---	---
KX-TG6621NLB/KX-TG6622NLB/KX-TG6623NLB/KX-TG6632NLM/ KX-TGA660EXB/KX-TGA660EXM/KX-TGA661EXB/KX-TGA661EXM	Netherlands	KM41104362CE	---	---

## 2 REPLACEMENT PARTS LIST

### 2.1. REFERENCE CHART

Reason for Change	
*The following items (1-8) indicate the reason for change. See the "Notes" column for each part in <b>ORIGINAL AND NEW PARTS COMPARISON LISTS</b> .	
1. Improve performance	<b>Remarks:</b> *m: Discontinued (To be replaced with a new part)
2. Change of material or dimension	
3. To meet approved specification	
4. Standardization	
5. Addition	
6. Deletion	
7. Correction	
8. Other	

Interchangeability Code			
**The following items (V-Z) indicate the Interchangeability. See the "Notes" column for each part in <b>ORIGINAL AND NEW PARTS COMPARISON LISTS</b> .			
V	Original New	 Early (before change) Late (after change)	Original or new parts may be used in early or late production sets. Use original parts until exhausted, then stock new parts.
W	Original New	 Early (before change) Late (after change)	Original parts may be used in early production sets only. New parts may be used in early or late production sets. Use original parts where possible, then stock new parts.
X	Original New	 Early (before change) Late (after change)	New parts only may be used in early or late production sets. Stock new parts.
Y	Original New	 Early (before change) Late (after change)	Original parts may be used in early production sets only. New parts may be used in late production sets only. Stock both original and new parts.
Z	Other		

**Note:**

Alphabets in the "Remarks" column in the following lists correspond to the alphabets in the "Remarks" in REFERENCE CHART.

## 2.2. ORIGINAL AND NEW PARTS COMPARISON LISTS

Ref. No.	Part No.		Part Name & Description	Pcs/ Set	Remarks	Notes	Time of Change (Suffix)
	Original (Old)	New					
<b>Main P.C.Board Parts (Base Unit)</b>							
DA801, DA802	B0DDCD000001	<b>B0DDCL000001</b>	DIODE(SI)	2	*m	8   V	---
<b>Main P.C.Board Parts (Handset)</b>							
DA801	B0DDCD000001	<b>B0DDCL000001</b>	DIODE(SI)	1	*m	8   V	---