

Service Manual

Telephone Equipment

Supplement

Model No.

KX-TG5511CAJ/KX-TG5511FXB/
 KX-TG5511FXW/KX-TG5511PDA/
 KX-TG5511PDB/KX-TG5511RUC/
 KX-TG5511RUJ/KX-TG5511RUW/
 KX-TG5511UAR/KX-TG5521FXB/
 KX-TG6511BXB/KX-TG6512BXB/
 KX-TG6513BXB/KX-TG6511BX1/
 KX-TG6511CXB/KX-TG6511CXM/
 KX-TG6512CXB/KX-TG6512CXM/
 KX-TG6511CX1/KX-TG6511CX2/
 KX-TG6521EB/KX-TG6522EB/
 KX-TG6523EB/KX-TG6524EB/
 KX-TG6551BXT/KX-TG6561BXT/
 KX-TGA551FXA/KX-TGA551FXB/
 KX-TGA551FXW/KX-TGA551RUR/
 KX-TGA651EB/KX-TGA651CXB/
 KX-TGA651CXM

Digital Cordless Phone

Digital Cordless Answering System

1: Black Version

2: Metallic Grey Version

A: Chocolate Brown Version

B: Black Version

B: Piano Black Version

C: Deep Blue Version

J: Mocha Brown Version

M: Metallic Gray Version

R: Wine Red Version

T: Titanium Black Version

W: Pure White Version

Please use this manual with the original service manual mentioned on the next page.

WARNING

This service information is designed for experienced repair technicians only and is not designed for use by the general public. It does not contain warnings or cautions to advise non-technical individuals of potential dangers in attempting to service a product. Products powered by electricity should be serviced or repaired only by experienced professional technicians. Any attempt to service or repair the product or products dealt with in this service information by anyone else could result in serious injury or death.

Panasonic[®]

© Panasonic System Networks Co., Ltd. 2015
 Unauthorized copying and distribution is a violation
 of law.





1 ORIGINAL SERVICE MANUAL INFORMATION

Model No. on S/M	Destinations	Order No. of S/M	Suffix Code	
			Base Unit	Handset
KX-TG5511FXB/KX-TG5511FXW/KX-TGA551FXB/KX-TGA551FXW	Central Europe	KM41008232CE	---	---
KX-TG5511PDA/KX-TG5511PDB/KX-TGA551FXA/KX-TGA551FXB	Poland	KM41008226CE	---	---
KX-TG5511HGW/KX-TGA551FXW	Hungary	KM41008233CE	---	---
KX-TG5521FXB/KX-TGA551FXB	Central Europe	KM41008222CE	---	---
KX-TG5521HGB/KX-TGA551FXB	Hungary	KM41008225CE	---	---
KX-TG5511UAB/KX-TG5511UAR/KX-TGA550RUB/KX-TGA550RUR/ KX-TGA551RUB/KX-TGA551RUR	Ukraine	KM41009260CE	---	---
KX-TG5511RUB/KX-TG5511RUC/KX-TG5511RUJ/KX-TG5511RUW/ KX-TGA550RUB/KX-TGA550RUC/KX-TGA550RUJ/KX- TGA550RUW/KX-TGA551RUB/KX-TGA551RUC/KX-TGA551RUJ/ KX-TGA551RUW	Russia	KM41007191CE	---	---
KX-TG5511CAB/KX-TG5511CAJ/KX-TGA550RUB/KX-TGA550RUJ/ KX-TGA551RUB/KX-TGA551RUJ	Kazakhstan, Tajikistan, Uzbeki- stan, Turkmenistan and Kyr- gyzstan	KM41007192CE	---	---
KX-TG5511CAB/KX-TG5511CAJ/KX-TGA550RUB/KX-TGA550RUJ/ KX-TGA551RUB/KX-TGA551RUJ	Kazakhstan, Tajikistan, Uzbeki- stan, Turkmenistan and Kyr- gyzstan	KM41007192CE	---	---
KX-TG6511BXB/KX-TG6512BXB/KX-TG6513BXB/KX-TG6519BXB/ KX-TGA651BXB	Middle Near East and Africa	KM41009246CE	---	---
KX-TG6511BX1/KX-TGA651BX1	UAE	KM41204891SE	---	---
KX-TG6511CXB/KX-TG6511CXM/KX-TG6512CXB/KX-TG6512CXM/ KX-TGA650CXB/KX-TGA650CXM/KX-TGA651CXB/KX-TGA651CXM	Asia	KM41009267CE	---	---
KX-TG6511CX1/KX-TG6511CX2/KX-TGA650CXB/KX-TGA650CXM/ KX-TGA651CXB/KX-TGA651CXM	Indonesia	KM41502732SE	---	---
KX-TG6521EB/KX-TG6522EB/KX-TG6523EB/KX-TG6524EB/KX- TGA651EB	United Kingdom	KM41001016CE	---	---
KX-TG6551BXT/KX-TGA651BXT	Middle Near East and Other Areas	KM41009238CE	---	---
KX-TG6561BXT/KX-TGA651BXT	Middle Near East and Other Areas	KM41009238CE	---	---

2 REPLACEMENT PARTS LIST

2.1. REFERENCE CHART

Reason for Change	
*The following items (1-8) indicate the reason for change. See the "Notes" column for each part in ORIGINAL AND NEW PARTS COMPARISON LISTS.	
1. Improve performance	Remarks: *m: Discontinued (To be replaced with a new part)
2. Change of material or dimension	
3. To meet approved specification	
4. Standardization	
5. Addition	
6. Deletion	
7. Correction	
8. Other	

Interchangeability Code			
**The following items (V-Z) indicate the Interchangeability. See the "Notes" column for each part in ORIGINAL AND NEW PARTS COMPARISON LISTS.			
V	Original New		Original or new parts may be used in early or late production sets. Use original parts until exhausted, then stock new parts.
W	Original New		Original parts may be used in early production sets only. New parts may be used in early or late production sets. Use original parts where possible, then stock new parts.
X	Original New		New parts only may be used in early or late production sets. Stock new parts.
Y	Original New		Original parts may be used in early production sets only. New parts may be used in late production sets only. Stock both original and new parts.
Z	Other		

Note:

Alphabets in the "Remarks" column in the following lists correspond to the alphabets in the "Remarks" in REFERENCE CHART.

2.2. ORIGINAL AND NEW PARTS COMPARISON LISTS

For KX-TG65xx series

Ref. No.	Part No.		Part Name & Description	Pcs/ Set	Remarks	Notes	Time of Change (Suffix)
	Original (Old)	New					
Main P.C.Board Parts (Base Unit)							
DA801, DA802	B0DDCD000001	B0DDCL000001	DIODE(SI)	2	*m	8 V	---
Main P.C.Board Parts (Handset)							
DA801	B0DDCD000001	B0DDCL000001	DIODE(SI)	1	*m	8 V	---

For KX-TG55xx series

Ref. No.	Part No.		Part Name & Description	Pcs/ Set	Remarks	Notes	Time of Change (Suffix)
	Original (Old)	New					
Main P.C.Board Parts (Handset)							
DA801	B0DDCD000001	B0DDCL000001	DIODE(SI)	1	*m	8 V	---