

Service Manual

Telephone Equipment

Model No. **KX-TG4221N**
KX-TG4222N
KX-TG4223N
KX-TG313SK
KX-TG4224N
KX-TG4225N
KX-TGA421N

Supplement-1

Digital Cordless Answering System
 N: Champagne Gold Version
 (for U.S.A.)

Please file and use this supplement manual together with the service manual for Model No. KX-TG4221N/ KX-TG4222N/ KX-TG4223N/ KX-TG313SK/ KX-TG4224N/ KX-TG4225N/ KX-TGA421N, Order No. KM41301650CE.

WARNING

This service information is designed for experienced repair technicians only and is not designed for use by the general public. It does not contain warnings or cautions to advise non-technical individuals of potential dangers in attempting to service a product. Products powered by electricity should be serviced or repaired only by experienced professional technicians. Any attempt to service or repair the product or products dealt with in this service information by anyone else could result in serious injury or death.









TABLE OF CONTENTS

	PAGE
1 REPLACEMENT PARTS LIST -----	2
1.1. REFERENCE CHART-----	2
1.2. ORIGINAL AND NEW PARTS COMPARISON LISTS-----	2

1 REPLACEMENT PARTS LIST

1.1. REFERENCE CHART

Reason for Change	
*The following items (1-8) indicate the reason for change. See the "Notes" column for each part in ORIGINAL AND NEW PARTS COMPARISON LISTS .	
1. Improve performance	Remarks: *m: Discontinued (To be replaced with a new part)
2. Change of material or dimension	
3. To meet approved specification	
4. Standardization	
5. Addition	
6. Deletion	
7. Correction	
8. Other	

Interchangeability Code		
**The following items (V-Z) indicate the Interchangeability. See the "Notes" column for each part in ORIGINAL AND NEW PARTS COMPARISON LISTS .		
V	Original  Early (before change) New  Late (after change)	Original or new parts may be used in early or late production sets. Use original parts until exhausted, then stock new parts.
W	Original  Early (before change) New  Late (after change)	Original parts may be used in early production sets only. New parts may be used in early or late production sets. Use original parts where possible, then stock new parts.
X	Original  Early (before change) New  Late (after change)	New parts only may be used in early or late production sets. Stock new parts.
Y	Original  Early (before change) New  Late (after change)	Original parts may be used in early production sets only. New parts may be used in late production sets only. Stock both original and new parts.
Z	Other	

Note:

Alphabets in the "Remarks" column in the following lists correspond to the alphabets in the "Remarks" in REFERENCE CHART.

1.2. ORIGINAL AND NEW PARTS COMPARISON LISTS

Ref. No.	Part No.		Part Name & Description	Pcs/ Set	Remarks	Notes	Time of Change (Suffix)
	Original (Old)	New					
Cabinet and Electrical Parts (Base Unit)							
16	PNGT7142Z	PNGT7731Z	NAME PLATE	1	*m	8 V	---

KM
KXTG4221N
KXTG4222N
KXTG4223N
KXTG313SK
KXTG4224N
KXTG4225N
KXTGA421N