

Service Manual

Telephone Equipment

Model No. **KX-TG3651BX2**
KX-TG3651BXT
KX-TG3661JXM
KX-TG3662JXM
KX-TG3668JXM
KX-TG3669JXM

2.4 GHz Digital Cordless Phone

T: Titanium Black Version

M: Metallic Gray Version

2: Titan Black Version

Supplement

Please use this manual with the original service manual mentioned on the next page.

WARNING

This service information is designed for experienced repair technicians only and is not designed for use by the general public. It does not contain warnings or cautions to advise non-technical individuals of potential dangers in attempting to service a product. Products powered by electricity should be serviced or repaired only by experienced professional technicians. Any attempt to service or repair the product or products dealt with in this service information by anyone else could result in serious injury or death.

Panasonic[®]

© Panasonic System Networks Co., Ltd. 2016
Unauthorized copying and distribution is a violation of law.









1 ORIGINAL SERVICE MANUAL INFORMATION

Model No. on S/M	Destinations	Order No. of S/M	Suffix Code	
			Base Unit	Handset
KX-TG3651BXT/KX-TG3651BX2/KX-TGA365BXT	India, Thailand	KM41007200CE	---	---
KX-TG3661JXM/KX-TG3662JXM/KX-TG3668JXM/KX-TG3669JXM/ KX-TGA365JXM	Middle East	KM41106404CE	---	---

2 REPLACEMENT PARTS LIST

2.1. REFERENCE CHART

Reason for Change	
*The following items (1-8) indicate the reason for change. See the "Notes" column for each part in ORIGINAL AND NEW PARTS COMPARISON LISTS.	
1. Improve performance	Remarks: *m : Discontinued
2. Change of material or dimension	
3. To meet approved specification	
4. Standardization	
5. Addition	
6. Deletion	
7. Correction	
8. Other	

Interchangeability Code		
**The following items (V-Z) indicate the Interchangeability. See the "Notes" column for each part in ORIGINAL AND NEW PARTS COMPARISON LISTS.		
V	Original  Early (before change) New  Late (after change)	Original or new parts may be used in early or late production sets. Use original parts until exhausted, then stock new parts.
W	Original  Early (before change) New  Late (after change)	Original parts may be used in early production sets only. New parts may be used in early or late production sets. Use original parts where possible, then stock new parts.
X	Original  Early (before change) New  Late (after change)	New parts only may be used in early or late production sets. Stock new parts.
Y	Original  Early (before change) New  Late (after change)	Original parts may be used in early production sets only. New parts may be used in late production sets only. Stock both original and new parts.
Z	Other	

Note:

Alphabets in the "Remarks" column in the following lists correspond to the alphabets in the "Remarks" in REFERENCE CHART.

2.2. ORIGINAL AND NEW PARTS COMPARISON LISTS

Ref. No.	Part No.		Part Name & Description	Pcs/ Set	Remarks	Notes	Time of Change (Suffix)
	Original (Old)	New					
Accessories							
IC16	C0CBCBC00205	C0DBGYY06192	IC	1	*m	4	---
IC701	C0CBCBC00205	C0DBGYY06192	IC (for KX-TG3661JXM, KX-TG3668JXM, KX-TG3662JXM, KX-TG3669JXM)	1	*m	4	---