

Service Manual

Telephone Equipment

Supplement

Model No.

KX-TG2511ALM/KX-TG2511ALS/
 KX-TG2511ALT/KX-TG2512ALS/
 KX-TG2512ALT/KX-TG2513ALT/
 KX-TG2511ARM/KX-TG2511BLT/
 KX-TG2521BLW/KX-TG2522BLW/
 KX-TG2523BLW/KX-TG2511CXC/
 KX-TG2511CXJ/KX-TG2511CXM/
 KX-TG2511CXR/KX-TG2511CXT/
 KX-TG2512CXM/KX-TG2512CXT/
 KX-TG2511CX1/KX-TG2511CX2/
 KX-TG2511CX3/KX-TG2511CX4/
 KX-TG2511CX5/KX-TG2521CXT/
 KX-TG2511ET/KX-TG2512ET/
 KX-TG2513ET/KX-TG2521EM/
 KX-TG2522EM/KX-TG2523EM/
 KX-TG2524EM/KX-TG2511FRW/
 KX-TG2512FRW/KX-TG2513FRW/
 KX-TG2521FRW/KX-TG2522FRW

Digital Cordless Phone

Digital Cordless Answering System

C: Blue Version

1: Blue Version

J: Beije Version

2: Beije Version

M: Metallic Grey Version

3: Metallic Grey Version

R: Red Version

4: Titanium Black Version

T: Titanium Black Version

5: Red Version

W: White Version

Please use this manual with the original service manual mentioned on the next page.

WARNING

This service information is designed for experienced repair technicians only and is not designed for use by the general public. It does not contain warnings or cautions to advise non-technical individuals of potential dangers in attempting to service a product. Products powered by electricity should be serviced or repaired only by experienced professional technicians. Any attempt to service or repair the product or products dealt with in this service information by anyone else could result in serious injury or death.

Panasonic[®]

© Panasonic System Networks Co., Ltd. 2015
 Unauthorized copying and distribution is a violation
 of law.









1 ORIGINAL SERVICE MANUAL INFORMATION

Model No. on S/M	Destinations	Order No. of S/M	Suffix Code	
			Base Unit	Handset
KX-TG2511ALM/KX-TG2511ALS/KX-TG2511ALT/KX-TG2512ALS/ KX-TG2512ALT/KX-TG2513ALT/KX-TGA250AZM/KX-TGA250AZS/ KX-TGA250AZT	Australia	KM41004075CE	---	---
KX-TG2511ARM/KX-TGA250EXM	Austria	KM41006135CE	---	---
KX-TG2511BLT/KX-TGA250EXT	Belgium	KM41007203CE	---	---
KX-TG2522BLW/KX-TGA251EXW	Belgium	KM41007185CE	---	---
KX-TG2521BLW/KX-TG2523BLW/KX-TGA251EXW	Belgium	KM41107064SE	---	---
KX-TG2511CXC/KX-TG2511CXJ/KX-TG2511CXM/KX-TG2511CXR/ KX-TG2511CXT/KX-TG2512CXM/KX-TG2512CXT/KX-TGA250CXC/ KX-TGA250CXJ/KX-TGA250CXM/KX-TGA250CXR/KX-TGA250CXT	Asia	KM41007173CE	---	---
KX-TG2511CX1/KX-TG2511CX2/KX-TG2511CX3/KX-TG2511CX4/ KX-TG2511CX5	Indonesia	KM41506830SE	---	---
KX-TG2521CXT/KX-TGA251CXT	Asia	KM41007172CE	---	---
KX-TG2511ET/KX-TG2512ET/KX-TG2513ET/KX-TGA250ET	United Kingdom	KM41001018CE	---	---
KX-TG2521EM/KX-TGA251EM	United Kingdom	KM41002038CE	---	---
KX-TG2522EM/KX-TG2523EM/KX-TG2524EM/KX-TGA251EM	United Kingdom	KM41005110CE	---	---
KX-TG2511FRW/KX-TG2512FRW/KX-TG2513FRW/KX-TGA250EXW	France	KM41006136CE	---	---
KX-TG2521FRW/KX-TG2522FRW/KX-TGA251EXW	France	KM41006137CE	---	---

2 REPLACEMENT PARTS LIST

2.1. REFERENCE CHART

Reason for Change	
*The following items (1-8) indicate the reason for change. See the "Notes" column for each part in ORIGINAL AND NEW PARTS COMPARISON LISTS .	
1. Improve performance	Remarks: *c: To share the parts with other models
2. Change of material or dimension	
3. To meet approved specification	
4. Standardization	
5. Addition	
6. Deletion	
7. Correction	
8. Other	

Interchangeability Code		
**The following items (V-Z) indicate the Interchangeability. See the "Notes" column for each part in ORIGINAL AND NEW PARTS COMPARISON LISTS .		
V	Original  Early (before change) New  Late (after change)	Original or new parts may be used in early or late production sets. Use original parts until exhausted, then stock new parts.
W	Original  Early (before change) New  Late (after change)	Original parts may be used in early production sets only. New parts may be used in early or late production sets. Use original parts where possible, then stock new parts.
X	Original  Early (before change) New  Late (after change)	New parts only may be used in early or late production sets. Stock new parts.
Y	Original  Early (before change) New  Late (after change)	Original parts may be used in early production sets only. New parts may be used in late production sets only. Stock both original and new parts.
Z	Other	

Note:

Alphabets in the "Remarks" column in the following lists correspond to the alphabets in the "Remarks" in REFERENCE CHART.

2.2. ORIGINAL AND NEW PARTS COMPARISON LISTS

Ref. No.	Part No.		Part Name & Description	Pcs/ Set	Remarks	Notes	Time of Change (Suffix)
	Original (Old)	New					
Main P.C.Board Parts (Handset)							
F1	K5H252Y00002	ERJ3GEY0R00	RESISTOR, 0Ω	1	*c	8 V	---

For KX-TG2511ALM/ALS/ALT, KX-TG2512ALS/ALT, KX-TG2513ALT, KX-TG2511ARM, KX-TG2511BLT, KX-TG2521BLW, KX-TG2522BLW, KX-TG2523BLW

Ref. No.	Part No.		Part Name & Description	Pcs/ Set	Remarks	Notes	Time of Change (Suffix)
	Original (Old)	New					
Main P.C.Board Parts (Handset)							
F1	PQLQR2M5N6K	-----	COIL	1	*c	8 V	---
F1	-----	ERJ3GEY0R00	RESISTOR, 0Ω	1	*c	8 V	---