

# Service Manual

Telephone Equipment

Model No. **KX-TG2511ALM**  
**KX-TG2511ALS**  
**KX-TG2511ALT**  
**KX-TG2512ALS**  
**KX-TG2512ALT**  
**KX-TG2513ALT**  
**KX-TGA250AZM**  
**KX-TGA250AZS**  
**KX-TGA250AZT**

*Supplement-2*

Digital Cordless Phone

M: Metallic Grey Version

S: Silver Version

T: Titanium Black Version

(for Australia)

Please file and use this supplement manual together with the service manual for Model No.KX-TG2511ALM/KX-TG2511ALS/KX-TG2511ALT/KX-TG2512ALS/KX-TG2512ALT/KX-TG2513ALT/KX-TGA250AZM/KX-TGA250AZS/KX-TGA250AZT, Order No.KM41004075CE.

**⚠ WARNING**

This service information is designed for experienced repair technicians only and is not designed for use by the general public. It does not contain warnings or cautions to advise non-technical individuals of potential dangers in attempting to service a product. Products powered by electricity should be serviced or repaired only by experienced professional technicians. Any attempt to service or repair the product or products dealt with in this service information by anyone else could result in serious injury or death.









## TABLE OF CONTENTS

	PAGE
<b>1 REPLACEMENT PARTS LIST</b> -----	<b>2</b>
1.1. REFERENCE CHART-----	2
1.2. ORIGINAL AND NEW PARTS COMPARISON	
LISTS-----	2

# 1 REPLACEMENT PARTS LIST

## 1.1. REFERENCE CHART

Reason for Change	
*The following items (1-8) indicate the reason for change. See the "Notes" column for each part in ORIGINAL AND NEW PARTS COMPARISON LISTS.	
1. Improve performance	<b>Remarks:</b> *c : To share the parts with other models. *m : Discontinued (To be replaced with a new part).
2. Change of material or dimension	
3. To meet approved specification	
4. Standardization	
5. Addition	
6. Deletion	
7. Correction	
8. Other	

Interchangeability Code		
**The following items (V-Z) indicate the Interchangeability. See the "Notes" column for each part in ORIGINAL AND NEW PARTS COMPARISON LISTS.		
V	Original  Early (before change) New  Late (after change)	Original or new parts may be used in early or late production sets. Use original parts until exhausted, then stock new parts.
W	Original  Early (before change) New  Late (after change)	Original parts may be used in early production sets only. New parts may be used in early or late production sets. Use original parts where possible, then stock new parts.
X	Original  Early (before change) New  Late (after change)	New parts only may be used in early or late production sets. Stock new parts.
Y	Original  Early (before change) New  Late (after change)	Original parts may be used in early production sets only. New parts may be used in late production sets only. Stock both original and new parts.
Z	Other	

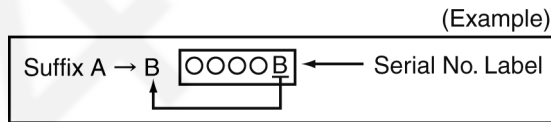
**Note:**  
 Alphabets in the "Remarks" column in the following lists correspond to the alphabets in the "Remarks" in REFERENCE CHART.

## 1.2. ORIGINAL AND NEW PARTS COMPARISON LISTS

### Change of the Suffix Code (Base Unit)

Suffix Code	Reasons of change
A to B	To share the parts with other models.

Serial No.Label tells you the suffix code as follows.



Ref. No.	Part No.		Part Name & Description	Pcs/ Set	Remarks	Notes	Time of Change (Suffix)
	Original (Old)	New					
<b>Main P.C.Board Parts (Base Unit)</b>							
D10	MA8033	<b>B0BC3R4A0006</b>	DIODE(SI)	1	*m	8 V	---
<b>Main P.C.Board Parts (Handset)</b>							
D7	MA2ZD0200L	<b>B0JCGD000009</b>	DIODE(SI)	1	*m	8 V	---
MIC100	L0CBAY000032	<b>L0CBAY000053</b>	MICROPHONE	1	*c	8 ---	---

K.T.  
 KXTG2511ALM  
 KXTG2511ALS  
 KXTG2511ALT  
 KXTG2512ALS  
 KXTG2512ALT  
 KXTG2513ALT  
 KXTGA250AZM  
 KXTGA250AZS  
 KXTGA250AZT