

# Service Manual

## Telephone Equipment

*Supplement*

### Model No.

**KX-TG2338BX1/KX-TG2340JXS**  
**KX-TG2358BXS/KX-TG2360JXS**  
**KX-TG2361JXB/KX-TG2480BX1**  
**KX-TG2480BXS/KX-TG3510BXB**  
**KX-TG3510LCB/KX-TG3520SUB**  
**KX-TG3521BXB/KX-TG3521BXS**  
**KX-TG3521LCB/KX-TG3522BXB**  
**KX-TG3522BXS/KX-TG3522LCB**  
**KX-TG3531BXB/KX-TG3531BXS**  
**KX-TG3531LCB/KX-TG3532BXB**  
**KX-TG3532BXS/KX-TG6021BXM**  
**KX-TG6051BXM/KX-TG6071BXM**

2.4GHz Digital Cordless Answering System  
 2.4GHz Digital Cordless Phone  
 2.4GHz Expandable Digital Cordless Phone  
 2.4GHz Expandable Digital Cordless Answering System  
 5.8GHz Digital Cordless Phone  
 5.8GHz Digital Cordless Answering System  
 Digital Cordless Answering System  
 Dual Handsets Digital Cordless Answering System  
 Digital Cordless Phone

1, S: Silver Version  
 B: Black Version  
 M: Metallic Gray Version

### WARNING

This service information is designed for experienced repair technicians only and is not designed for use by the general public. It does not contain warnings or cautions to advise non-technical individuals of potential dangers in attempting to service a product. Products powered by electricity should be serviced or repaired only by experienced professional technicians. Any attempt to service or repair the product or products dealt with in this service information by anyone else could result in serious injury or death.

**Panasonic**<sup>®</sup>

© Panasonic System Networks Co., Ltd. 2014  
 Unauthorized copying and distribution is a violation of law.









# TABLE OF CONTENTS

	PAGE		PAGE
1 REPLACEMENT PARTS LIST .....	2	1.2. ORIGINAL AND NEW PARTS COMPARISON	
1.1. REFERENCE CHART .....	2	LISTS .....	2
		1.3. Change Points .....	3

## 1 REPLACEMENT PARTS LIST

### 1.1. REFERENCE CHART



Reason for Change	
*The following items (1-8) indicate the reason for change. See the "Notes" column for each part in ORIGINAL AND NEW PARTS COMPARISON LISTS.	
1. Improve performance	<b>Remarks:</b> *m: Discontinued.
2. Change of material or dimension	
3. To meet approved specification	
4. Standardization	
5. Addition	
6. Deletion	
7. Correction	
8. Other	

Interchangeability Code		
**The following items (V-Z) indicate the Interchangeability. See the "Notes" column for each part in ORIGINAL AND NEW PARTS COMPARISON LISTS.		
V	Original  Early (before change) New  Late (after change)	Original or new parts may be used in early or late production sets. Use original parts until exhausted, then stock new parts.
W	Original  Early (before change) New  Late (after change)	Original parts may be used in early production sets only. New parts may be used in early or late production sets. Use original parts where possible, then stock new parts.
X	Original  Early (before change) New  Late (after change)	New parts only may be used in early or late production sets. Stock new parts.
Y	Original  Early (before change) New  Late (after change)	Original parts may be used in early production sets only. New parts may be used in late production sets only. Stock both original and new parts.
Z	Other	





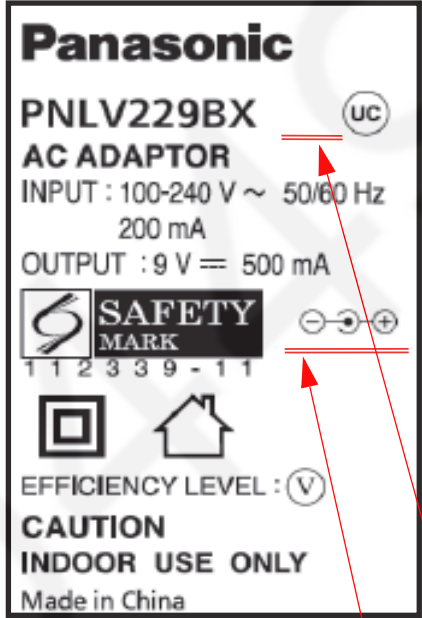
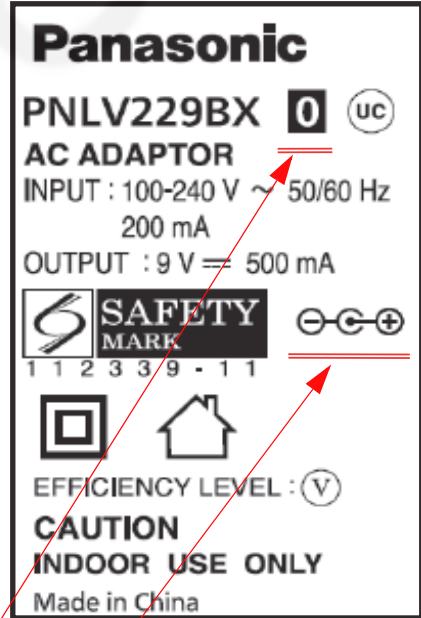
**Note:**

Alphabets in the "Remarks" column in the following lists correspond to the alphabets in the "Remarks" in REFERENCE CHART.

### 1.2. ORIGINAL AND NEW PARTS COMPARISON LISTS

Ref. No.	Part No.		Part Name & Description	Pcs/ Set	Remarks	Notes	Time of Change (Suffix)
	Original (Old)	New					
<b>Accessories and Packing Materials</b>							
A1	PQLV1BXY	PNLV229BX5Z	AC Adaptor 	1	*m	8 V	-----
A1	PQLV203BXZ	PNLV229BX0Z	AC Adaptor 	1	*m	8 V	-----

### 1.3. Change Points

Original (Old)	<p>PQLV1BXY (Transformer type)</p> 	<p>PQLV203BXZ (Transformer type)</p> 
New Parts Appearance  Plug	<p><b>PNLV229BX5Z (Switching type)</b></p> 	<p><b>PNLV229BX0Z (Switching type)</b></p> 
New Parts Appearance  Name Plate		
Applicable models	<p>KX-TG2338BX1, KX-TG2340JXS, KX-TG2358BXS KX-TG2360JXS, KX-TG2361JXB, KX-TG2480BX1 KXTG2480BXS</p>	<p>KX-TG3510BXB, KX-TG3510LCB, KX-TG3520SUB KX-TG3521BXB, KX-TG3521BXS, KX-TG3521LCB KX-TG3522BXB, KX-TG3522BXS, KX-TG3522LCB KX-TG3531BXB, KX-TG3531BXS, KX-TG3531LCB KX-TG3532BXB, KX-TG3532BXS, KX-TG6021BXM KX-TG6051BXM, KX-TG6071BXM</p>

**The differences between 2 Adaptors.**