

Service Manual

Telephone Equipment

Model No. **KX-TG1381HKH**
KX-TG1381HKV
KX-TG1381HKW
KX-TG1382HKH
KX-TGA131HMH
KX-TGA131HMV
KX-TGA131HMW

Supplement-1

Digital Cordless Phone

H: Grey Version

V: Violet Version

W: White Version

(for Hong Kong)

Please file and use this supplement manual together with the service manual for Model No. KX-TG1381HKH/KX-TG1381HKV/KX-TG1381HKW/KX-TG1382HKH/KX-TGA131HMH/KX-TGA131HMV/KX-TGA131HMW, Order No. KM40901788CE.

WARNING

This service information is designed for experienced repair technicians only and is not designed for use by the general public. It does not contain warnings or cautions to advise non-technical individuals of potential dangers in attempting to service a product. Products powered by electricity should be serviced or repaired only by experienced professional technicians. Any attempt to service or repair the product or products dealt with in this service information by anyone else could result in serious injury or death.

TABLE OF CONTENTS

	PAGE
1 REPLACEMENT PARTS LIST -----	2
1.1. REFERENCE CHART-----	2
1.2. ORIGINAL AND NEW PARTS COMPARISON LISTS-----	2





Panasonic

© Panasonic Communications Co., Ltd. 2009. Unauthorized copying and distribution is a violation of law.

1 REPLACEMENT PARTS LIST

1.1. REFERENCE CHART

Reason for Change	
*The following items (1-8) indicate the reason for change. See the "Notes" column for each part in ORIGINAL AND NEW PARTS COMPARISON LISTS.	
1. Improve performance	Remark: *c : To share the parts with other models.
2. Change of material or dimension	
3. To meet approved specification	
4. Standardization	
5. Addition	
6. Deletion	
7. Correction	
8. Other	

Interchangeability Code			
**The following items (V-Z) indicate the Interchangeability. See the "Notes" column for each part in ORIGINAL AND NEW PARTS COMPARISON LISTS.			
V	Original  New	Early (before change) Late (after change)	Original or new parts may be used in early or late production sets. Use original parts until exhausted, then stock new parts.
W	Original  New	Early (before change) Late (after change)	Original parts may be used in early production sets only. New parts may be used in early or late production sets. Use original parts where possible, then stock new parts.
X	Original  New	Early (before change) Late (after change)	New parts only may be used in early or late production sets. Stock new parts.
Y	Original  New	Early (before change) Late (after change)	Original parts may be used in early production sets only. New parts may be used in late production sets only. Stock both original and new parts.
Z	Other		

Note:

Alphabets in the "Remarks" column in the following lists correspond to the alphabets in the "Remarks" in REFERENCE CHART.

1.2. ORIGINAL AND NEW PARTS COMPARISON LISTS

Ref. No.	Part No.		Part Name & Description	Pcs/ Set	Remarks	Notes	Time of Change (Suffix)
	Original (Old)	New					
Base Unit							
PCB1	PNWPG1381HKH	PNWPG1311HKH	MAIN P.C.BOARD ASS'Y (RTL)	1	*c	4 W	---

Y.M
 KXTG1381HKH
 KXTG1381HKV
 KXTG1381HKW
 KXTG1382HKH
 KXTGA131HMH
 KXTGA131HMV
 KXTGA131HMW