

Service Manual

Telephone Equipment

Supplement-1

KX-TG1233BXS

KX-TG1233BXT

KX-TCA122CXS

KX-TCA122CXT

KX-TCA121CXS

KX-TCA121CXT

Digital Cordless Answering System

Silver Version,

Titanium Black Version

(for Middle Near East and Africa)

Please file and use this supplement manual together with the service manual for Model No.KX-TG1233BXS, KX-TG1233BXT, KX-TCA122CXS, KX-TCA122CXT, KX-TCA121CXS, KX-TCA121CXT, Order No.KM40612258CE.

WARNING

This service information is designed for experienced repair technicians only and is not designed for use by the general public. It does not contain warnings or cautions to advise non-technical individuals of potential dangers in attempting to service a product. Products powered by electricity should be serviced or repaired only by experienced professional technicians. Any attempt to service or repair the product or products dealt with in this service information by anyone else could result in serious injury or death.

TABLE OF CONTENTS

	PAGE
1 REPLACEMENT PARTS LIST	2
1.1. REFERENCE CHART.....	2
1.2. ORIGINAL AND NEW PARTS COMPARISON LISTS.....	2









Panasonic

© 2007 Panasonic Communications Co., Ltd. All rights reserved. Unauthorized copying and distribution is a violation of law.

1 REPLACEMENT PARTS LIST

1.1. REFERENCE CHART

Reason for Change	
The following items (1-8) indicate the reason for change. See the "Notes" column for each part in ORIGINAL AND NEW PARTS COMPARISON LISTS .	
1. Improve performance	Remarks: a. For RoHS.
2. Change of material or dimension	
3. To meet approved specification	
4. Standardization	
5. Addition	
6. Deletion	
7. Correction	
8. Other	

Interchangeability Code		
The following items (V-Z) indicate the Interchangeability. See the "Notes" column for each part in ORIGINAL AND NEW PARTS COMPARISON LISTS .		
V	Original  Early (before change) New  Late (after change)	Original or new parts may be used in early or late production sets. Use original parts until exhausted, then stock new parts.
W	Original  Early (before change) New  Late (after change)	Original parts may be used in early production sets only. New parts may be used in early or late production sets. Use original parts where possible, then stock new parts.
X	Original  Early (before change) New  Late (after change)	New parts only may be used in early or late production sets. Stock new parts.
Y	Original  Early (before change) New  Late (after change)	Original parts may be used in early production sets only. New parts may be used in late production sets only. Stock both original and new parts.
Z	Other	

Note:

Alphabets in the "Remarks" column in the following lists correspond to the alphabets in the "Remarks" in REFERENCE CHART.

1.2. ORIGINAL AND NEW PARTS COMPARISON LISTS

(for KX-TG1233BXS/KX-TG1233BXT/KX-TCA122CXS/KX-TCA122CXT/KX-TCA121CXS/KX-TCA121CXT)

Ref. No.	Part No.		Part Name & Description	Pcs/ Set	Remarks	Notes	Time of Change (Suffix)
	Original (Old)	New					
BASE UNIT							
4	PQBC10429Z1	PQBC10429Z1	Button, Navi Key (for TG1233BXS) → Button, Navi Key	1	-	7 -	-
IC3	PQWID300NEHR	PQWICD825RUH	IC (EEPROM)	1	-	7 -	-
CN2	PQJJ1B4Y	K2EZ2B000044	Jack	1	a	7 -	-
C153	ECUE1H220JCQ	F1G1H220A557	Capacitor, 22pF	1	a	4 V	-
C368	ECUE1H101JCQ	F1G1H101A557	Capacitor, 100pF	1	a	4 V	-
HANDSET							
C62	ECUE1H220JCQ	F1G1H220A557	Capacitor, 22pF	1	a	4 V	-
C111	ECUE1H101JCQ	F1G1H101A557	Capacitor, 100pF	1	a	4 V	-
C112	ECUE1H101JCQ	F1G1H101A557	Capacitor, 100pF	1	a	4 V	-
CHARGER UNIT							
J1	PQJJ1B4Y	K2EZ2B000044	Jack	1	a	7 -	-

Y.H
 KXTG1233BXS
 KXTG1233BXT
 KXTCA122CXS
 KXTCA122CXT
 KXTCA121CXS
 KXTCA121CXT