

Service Manual

Telephone Equipment

Supplement-1

KX-TC1000B KX-TC1001W

Cordless Phone

Black Version

White Version

(for U.S.A.)

Please file and use this supplement manual together with the service manual mentioned below.

Model No.	Order No.	Sup. No.	Countries/Areas
KX-TC1000B/KX-TC1001W	KM49905420C1	1	U.S.A.

WARNING

This service information is designed for experienced repair technicians only and is not designed for use by the general public. It does not contain warnings or cautions to advise non-technical individuals of potential dangers in attempting to service a product. Products powered by electricity should be serviced or repaired only by experienced professional technicians. Any attempt to service or repair the product or products dealt with in this service information by anyone else could result in serious injury or death.

CONTENTS

	Page	Page	
1 REPLACEMENT PARTS LIST	2	1.2. ORIGINAL AND NEW PARTS COMPARISON LISTS	2
1.1. REFERENCE CHART	2		





Panasonic

© 2007 Panasonic Communications Co., Ltd. All rights reserved. Unauthorized copying and distribution is a violation of law.

1 REPLACEMENT PARTS LIST

1.1. REFERENCE CHART

Reason for Change	
*The following items (1-8) indicate the reason for change. See the "Notes" column for each part in ORIGINAL AND NEW PARTS COMPARISON LISTS.	
1. Improve performance	Remarks: a. To share with other models.
2. Change of material or dimension	
3. To meet approved specification	
4. Standardization	
5. Addition	
6. Deletion	
7. Correction	
8. Other	

Interchangeability Code			
**The following items (V-Z) indicate the Interchangeability. See the "Notes" column for each part in ORIGINAL AND NEW PARTS COMPARISON LISTS.			
V	Original New	 Early (before change) Late (after change)	Original or new parts may be used in early or late production sets. Use original parts until exhausted, then stock new parts.
W	Original New	 Early (before change) Late (after change)	Original parts may be used in early production sets only. New parts may be used in early or late production sets. Use original parts where possible, then stock new parts.
X	Original New	 Early (before change) Late (after change)	New parts only may be used in early or late production sets. Stock new parts.
Y	Original New	 Early (before change) Late (after change)	Original parts may be used in early production sets only. New parts may be used in late production sets only. Stock both original and new parts.
Z	Other		

Note:

Alphabets in the "Remarks" column in the following lists correspond to the alphabets in the "Remarks" in REFERENCE CHART.

1.2. ORIGINAL AND NEW PARTS COMPARISON LISTS

(for KX-TC1000B/KX-TC1001W)

Ref. No.	Part No.		Part Name & Description	Pcs/ Set	Remarks	Notes	Time of Change (Suffix)
	Original (Old)	New					
ACCESSORIES AND PACKING MATERIALS							
A1	KX-TCA1	KX-TCA1-2	AC Adaptor Δ	1	-	7	-
A1	KX-TCA1-2	KX-TCA1-3	AC Adaptor Δ	1	a	4	X