

Service Manual

Multi-Function printer



Model No.

KX-MB2085CXW

KX-MB2090CXW

W: White version

(for Middle East, Asis, Tunisia and Africa)

Please file and use this supplement manual together with the service manual for Model No. KX-MB2085CXW, KX-MB2090CXW Order No. KMF1311431CE .

WARNING

This service information is designed for experienced repair technicians only and is not designed for use by the general public. It does not contain warnings or cautions to advise non-technical individuals of potential dangers in attempting to service a product. Products powered by electricity should be serviced or repaired only by experienced professional technicians. Any attempt to service or repair the product or products dealt with in this service information by anyone else could result in serious injury or death.





TABLE OF CONTENTS

	PAGE
1 CHANGES -----	2
1.1. Replacement Parts List -----	2

1 CHANGES

1.1. Replacement Parts List

Reason for Change	
*The following items (1-8) indicate the reason for change. See the "Notes" column for each part in ORIGINAL AND NEW PARTS COMPARISON LISTS .	
1. Improve performance	
2. Change of material or dimension	
3. To meet approved specification	
4. Standardization	
5. Addition	
6. Deletion	
7. Correction	
8. Other	

Interchangeability Code (Symbols: B) Following V-Z interchange abilities are indicated on the Notes in the bottom column.		
Parts	Set Production	
V Original New	 Early (before change) Late (after change)	Original or new parts may be used in early or late production sets. Use original parts until exhausted, then stock new parts.
W Original New	 Early (before change) Late (after change)	Original parts may be used in early production sets only. New parts may be used in early or late production sets. Use original parts where possible, then stock new parts.
X Original New	 Early (before change) Late (after change)	New parts only may be used in early or late production sets. Stock new parts.
Y Original New	 Early (before change) Late (after change)	Original parts may be used in early production sets only. New parts may be used in late production sets only. Stock both original and new parts.
Z Other		

Ref. No.	Part No.		Part Name & Description	Pcs	Remarks	Notes	Time of change (Suffix)
	Original (Old)	New					
Accessories and Packing Materials							
A9	PFJA02B002Y	PQJA10075Y	CORD, TELEPHONE	1		8 V	—
Pickup Sensor Board							
SW50	PFSH1A003Z	K0L1BA000163	SWITCH	1		8 V	—
Back Light Board							
LED99	B3AFB0000370	B3AFB0000806	DIODE(SI)	1		8 W	—