

Panasonic®**ORDER NO.AD1409045CE**

J1

Service Manual

Stereo Headphones

Model No. **RP-HD10E**
RP-HD10PP

Colour

(K).....Black Type



Specifications

| | |
|--------------------------|--|
| Type: | Dynamic Closed-type |
| Driver units: | 50 mm diameter |
| Impedance: | 18Ω |
| Sensitivity: | 92dB / mW |
| Power handling capacity: | 1,500 mW(* IEC) |
| Frequency response: | 4 - 50,000Hz |
| Cord: | 1.2m & 3.0m detachable |
| Plug: | 3.5mm Gold plated with 6.3mm plug adaptor |
| Mass: | Approx. 345g(include 1.2m detachable cord) Approx. 305g(without cord) |

* IEC:International Electrotechnical Commission

Specifications are subject to change without notice.

WARNING

This service information is designed for experienced repair technicians only and is not designed for use by the general public. It does not contain warnings or cautions to advise non-technical individuals of potential dangers in attempting to service a product. Products powered by electricity should be serviced or repaired only by experienced professional technicians. Any attempt to service or repair the product or products dealt with in this service information by anyone else could result in serious injury or death.

© Panasonic Corporation 2014 Unauthorized copying and distribution is a violation of law.

1 Service Navigation

1.1 General Description About Lead Free Solder (PbF)

The lead free solder has been used in the mounting process of all electrical components on the printed circuit boards used for this equipment in considering the globally environmental conservation.

The normal solder is the alloy of tin (Sn) and lead (Pb). On the other hand, the lead free solder is the alloy mainly consists of tin (Sn), silver (Ag) and Copper (Cu), and the melting point of the lead free solder is higher approx.30°C (86°F) more than that of the normal solder.

Distinction of P.C.B. Lead Free Solder being used

| | |
|--|-----|
| The letter of "PbF" is printed either foil side or components side on the P.C.B. using the lead free solder.(See right figure) | PbF |
|--|-----|

Service caution for repair work using Lead Free Solder (PbF)

- The lead free solder has to be used when repairing the equipment for which the lead free solder is used. (Definition: The letter of "PbF" is printed on the P.C.B. using the lead free solder.)
- To put lead free solder, it should be well molten and mixed with the original lead free solder.
- Remove the remaining lead free solder on the P.C.B. cleanly for soldering of the new IC.
- Since the melting point of the lead free solder is higher than that of the normal lead solder, it takes the longer time to melt the lead free solder.
- Use the soldering iron (more than 70W) equipped with the temperature control after setting the temperature at 350±30°C (662±86°F).

Recommended Lead Free Solder (Service Parts Route.)

- The following 3 types of lead free solder are available through the service parts route.
 - SVKZ000001------(0.3mm 100g Reel)
 - SVKZ000002------(0.6mm 100g Reel)
 - SVKZ000003------(1.0mm 100g Reel)

Note

* Ingredient: Tin (Sn) 96.5%, Silver (Ag) 3.0%, Copper (Cu) 0.5%. (Flux cored)

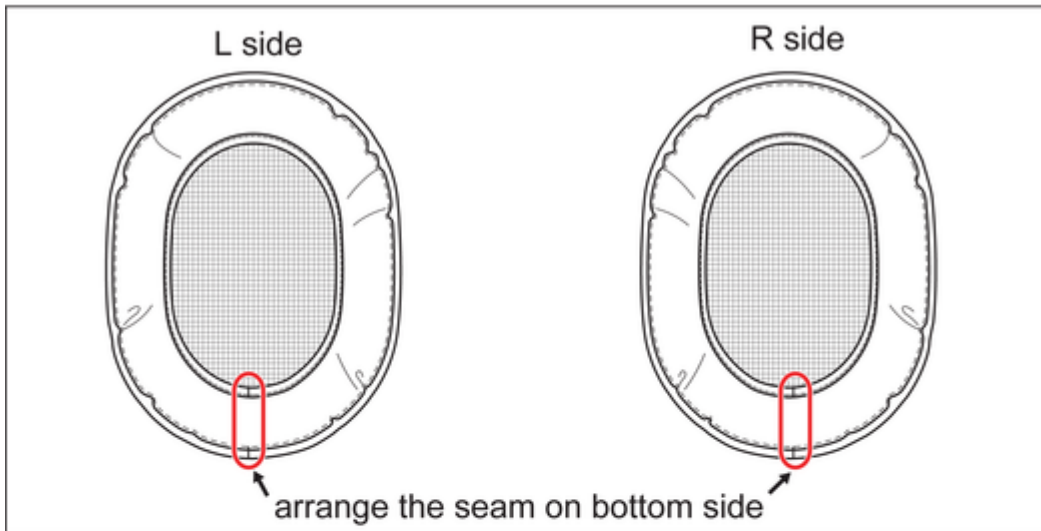
2 Disassembly Instruction

(Step1)

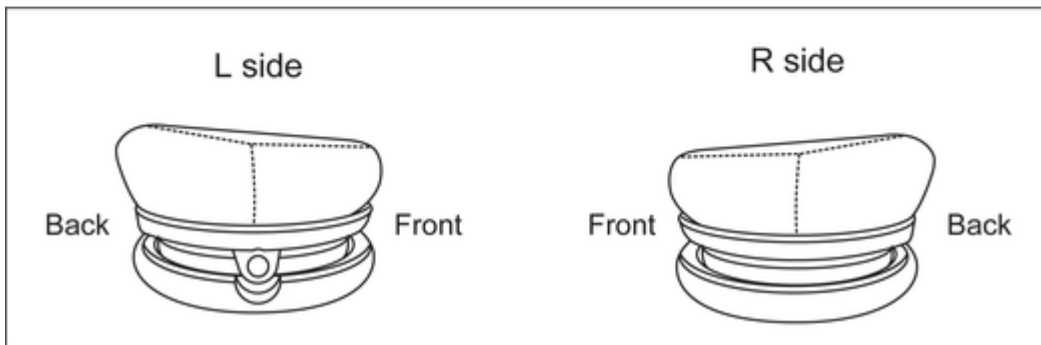
Remove the ear pad.

Caution : During assembly, refer to the below diagram.

Front of view



Bottom of view

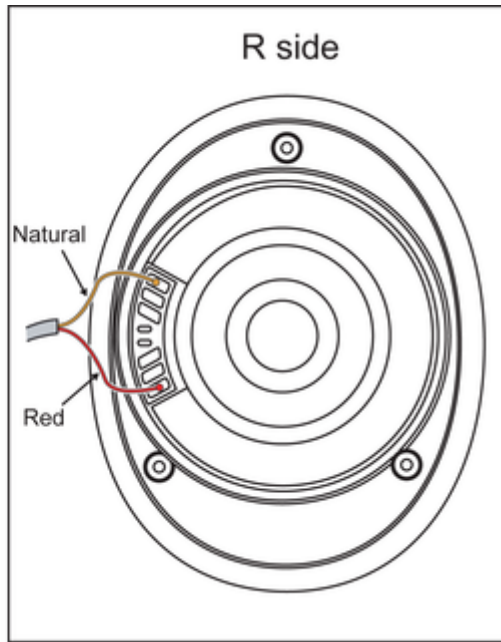
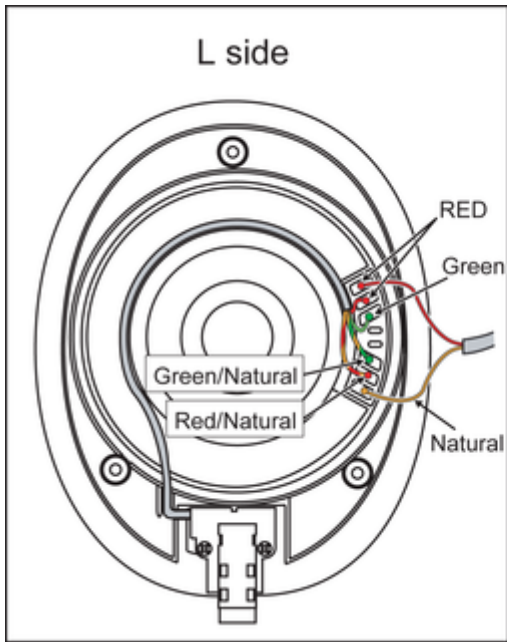


(Step2)


Remove 3 screws, and remove the speaker unit.

(Step3)

Unsolder the speaker terminals, and the remove the speaker unit.



Model No. : RP-HD10E Parts List Note

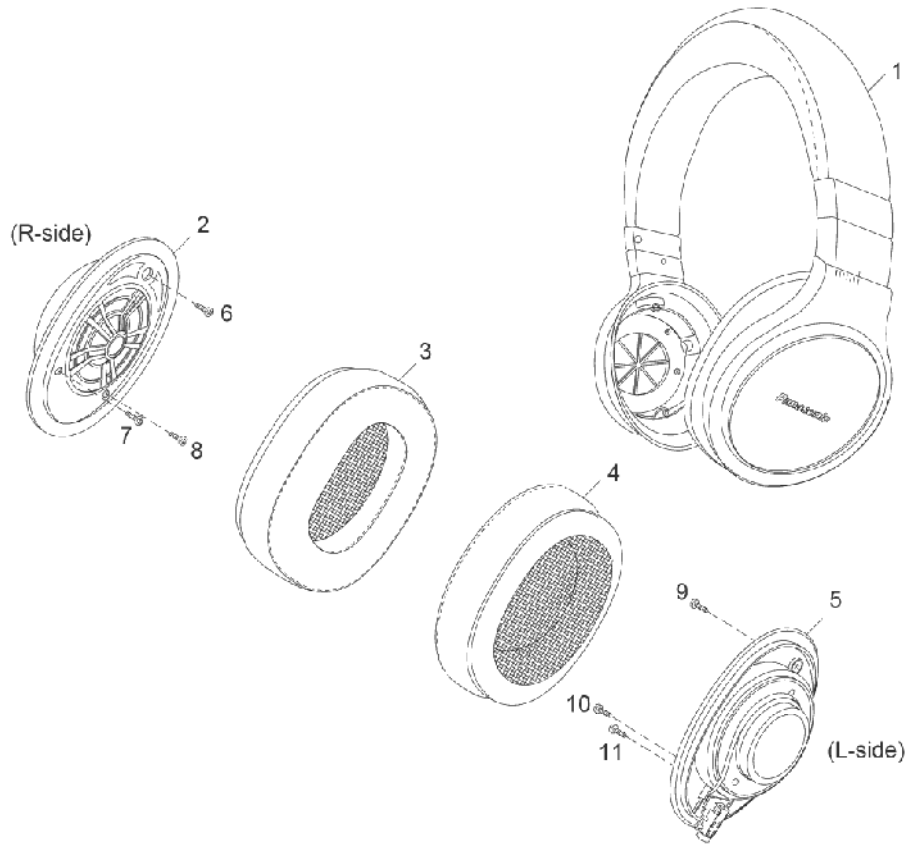
- Note:
1. * Be sure to make your orders of replacement parts according to this list.
 2. **IMPORTANT SAFETY NOTICE**
Components identified with the mark  have the special characteristics for safety.
When replacing any of these components, use only the same type.
 3. Unless otherwise specified,
All resistors are in OHMS, K=1,000 OHMS. All capacitors are in MICRO-FARADS (uf), P=uuF.
 4. The marking (RTL) indicates the retention time is limited for this item. After the discontinuation of this assembly in production, it will no longer be available.
 5. Supply of CD-ROM, in accordance with license protection, is allowable as replacement parts only for customers who accidentally damaged or lost their own.

E.S.D. standards for Electrostatically Sensitive Devices, refer to PREVENTION OF ELECTROSTATIC DISCHARGE (ESD) TO ELECTROSTATICALLY SENSITIVE (ES) DEVICES section.

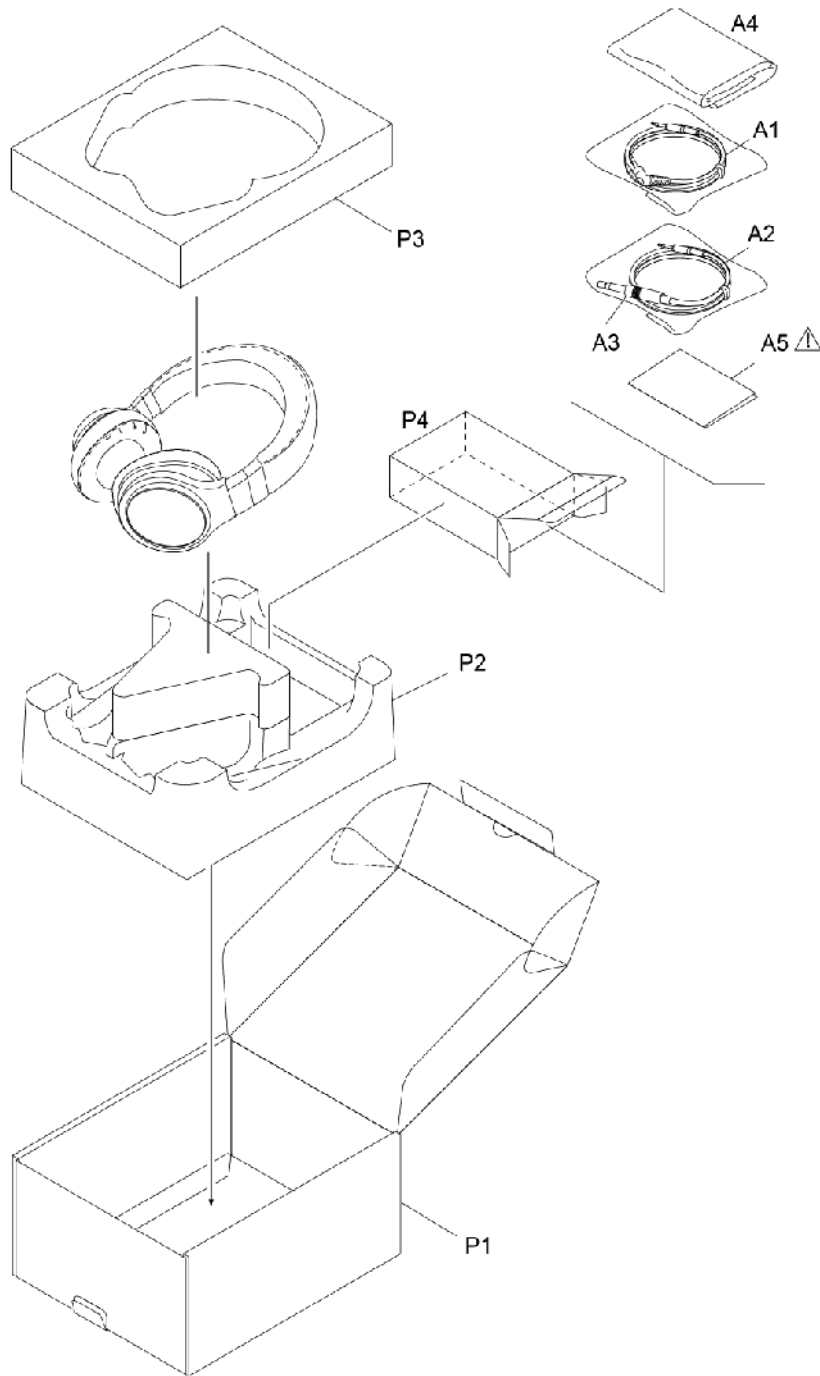
Definition of Parts supplier :

1. All Parts mentioned are supplied by SPG.



Model No. : RP-HD10E Frame and Casing Section



Model No. : RP-HD10E Packing Parts and Accessories Section



Model No. : RP-HD10E Parts List

| Change | Safety | Ref. No. | Part No. | Part Name & Description | Q'ty | Remarks |
|--------|---|----------|----------|---------------------------|------|---------|
| | | 1 | RFX0M06 | HEADBAND UNIT | 1 | |
| | | 2 | RFX0M08 | SPEAKER UNIT R | 1 | |
| | | 3 | RFX0L71 | EAR PAD R | 1 | |
| | | 4 | RFX0L68 | EAR PAD L | 1 | |
| | | 5 | RFX0M07 | SPEAKER UNIT L | 1 | |
| | | 6 | RFX0M09 | SCREW | 1 | |
| | | 7 | RFX0M09 | SCREW | 1 | |
| | | 8 | RFX0M09 | SCREW | 1 | |
| | | 9 | RFX0M09 | SCREW | 1 | |
| | | 10 | RFX0M09 | SCREW | 1 | |
| | | 11 | RFX0M09 | SCREW | 1 | |
| | | P1 | RFX0M10 | GIFT BOX | 1 | E |
| | | P1 | TPBPA010 | GIFT BOX | 1 | PP |
| | | P2 | RFX0M11 | TRAY | 1 | |
| | | P3 | RFX0L47 | SPONGE | 1 | |
| | | P4 | RFX0L49 | ACCESSORY BOX | 1 | |
| | | A1 | RFX0K90 | DETACHABLE CORD 1.2M | 1 | E |
| | | A1 | TPBPA075 | 1.2M CTRL CODE | 1 | PP |
| | | A2 | RFX0K89 | DETACHABLE CORD 3.0M | 1 | |
| | | A3 | RFX0099 | PLUG ADAPTOR, GOLD PLATED | 1 | |
| | | A4 | RFX0K88 | CARRYING POUCH | 1 | |
| |  | A5 | RFX0K34 | OI BOOK | 1 | E |
| |  | A5 | RFX0P36 | OI BOOK | 1 | PP |