

Panasonic**ORDER NO. VM1609006CE**

Service Manual

High Definition Video Camera

Model No. **HC-PV100GC**
HC-PV100GK
HC-PV100GW

Colour
(K).....Black Type

AVCHD™ **HDMI** **SDXC I** **DOLBY DIGITAL**
Progressive



WARNING


This service information is designed for experienced repair technicians only and is not designed for use by the general public. It does not contain warnings or cautions to advise non-technical individuals of potential dangers in attempting to service a product. Products powered by electricity should be serviced or repaired only by experienced professional technicians. Any attempt to service or repair the product or products dealt with in this service information by anyone else could result in serious injury or death.

© Panasonic Corporation 2016 Unauthorized copying and distribution is a violation of law.

1 Safety Precautions

1.1 General Guidelines

1. IMPORTANT SAFETY NOTICE

- There are special components used in this equipment which are important for safety. These parts are marked by  in the Schematic Diagrams, Circuit Board Layout, Exploded Views and Replacement Parts List. It is essential that these critical parts should be replaced with manufacturer's specified parts to prevent X-RADIATION, shock, fire, or other hazards. Do not modify the original design without permission of manufacturer.
2. An Isolation Transformer should always be used during the servicing of AC Adaptor whose chassis is not isolated from the AC power line. Use a transformer of adequate power rating as this protects the technician from accidents resulting in personal injury from electrical shocks. It will also protect AC Adaptor from being damaged by accidental shorting that may occur during servicing.
 3. When servicing, observe the original lead dress. If a short circuit is found, replace all parts which have been overheated or damaged by the short circuit.
 4. After servicing, see to it that all the protective devices such as insulation barriers, insulation papers shields are properly installed.
 5. After servicing, make the following leakage current checks to prevent the customer from being exposed to shock hazards.

1.2 Leakage Current Cold Check

1. Unplug the AC cord and connect a jumper between the two prongs on the plug.
2. Measure the resistance value, with an ohmmeter, between the jumpered AC plug and each exposed metallic cabinet part on the equipment such as screwheads, connectors, control shafts, etc. When the exposed metallic part has a return path to the chassis, the reading should be between 1 M Ω and 5.2 M Ω . When the exposed metal does not have a return path to the chassis, the reading must be infinity.

1.3 Leakage Current Hot Check (See Figure. 1)

1. Plug the AC cord directly into the AC outlet. Do not use an isolation transformer for this check.
2. Connect a 1.5 k Ω , 10 W resistor, in parallel with a 0.15 μ F capacitor, between each exposed metallic part on the set and a good earth ground, as shown in Figure. 1.
3. Use an AC voltmeter, with 1 k Ω /V or more sensitivity, to measure the potential across the resistor.
4. Check each exposed metallic part, and measure the voltage at each point.
5. Reverse the AC plug in the AC outlet and repeat each of the above measurements.
6. The potential at any point should not exceed 0.75 V RMS. A leakage current tester (Simpson Model 229 or equivalent) may be used to make the hot checks, leakage current must not exceed 1/2 mA. In case a measurement is outside of the limits specified, there is a possibility of a shock hazard, and the equipment should be repaired and rechecked before it is returned to the customer.

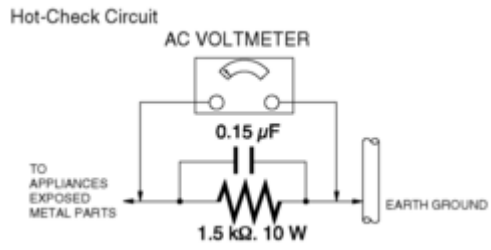


Figure. 1

2 Warning

2.1 Prevention of Electrostatic Discharge (ESD) to Electrostatically Sensitive (ES) Devices

Some semiconductor (solid state) devices can be damaged easily by static electricity. Such components commonly are called Electrostatically Sensitive (ES) Devices. Examples of typical ES devices are integrated circuits and some field-effect transistors and semiconductor "chip" components. The following techniques should be used to help reduce the incidence of component damage caused by electrostatic discharge (ESD).

1. Immediately before handling any semiconductor component or semiconductor-equipped assembly, drain off any ESD on your body by touching a known earth ground. Alternatively, obtain and wear a commercially available discharging ESD wrist strap, which should be removed for potential shock reasons prior to applying power to the unit under test.
2. After removing an electrical assembly equipped with ES devices, place the assembly on a conductive surface such as aluminum foil, to prevent electrostatic charge buildup or exposure of the assembly.
3. Use only a grounded-tip soldering iron to solder or unsolder ES devices.
4. Use only an antistatic solder removal device. Some solder removal devices not classified as "antistatic (ESD protected)" can generate electrical charge sufficient to damage ES devices.
5. Do not use freon-propelled chemicals. These can generate electrical charges sufficient to damage ES devices.
6. Do not remove a replacement ES device from its protective package until immediately before you are ready to install it. (Most replacement ES devices are packaged with leads electrically shorted together by conductive foam, aluminum foil or comparable conductive material).
7. Immediately before removing the protective material from the leads of a replacement ES device, touch the protective material to the chassis or circuit assembly into which the device will be installed.

CAUTION :

Be sure no power is applied to the chassis or circuit, and observe all other safety precautions.

8. Minimize bodily motions when handling unpackaged replacement ES devices. (Otherwise harmless motion such as the brushing together of your clothes fabric or the lifting of your foot from a carpeted floor can generate static electricity (ESD) sufficient to damage an ES device).

2.2 Caution for AC Cord (For GC)

2.2.1 Information for Your Safety

IMPORTANT

Your attention is drawn to the fact that recording of pre-recorded tapes or discs or other published or broadcast material may infringe copyright laws.

WARNING

To reduce the risk of fire or shock hazard, do not expose this equipment to rain or moisture.

CAUTION

To reduce the risk of fire or shock hazard and annoying interference, use the recommended accessories only.

FOR YOUR SAFETY

DO NOT REMOVE THE OUTER COVER

To prevent electric shock, do not remove the cover. No user serviceable parts inside. Refer servicing to qualified service personnel.

2.2.2 Caution for AC Mains Lead

For your safety, please read the following text carefully.

This appliance is supplied with a moulded three-pin mains plug for your safety and convenience.

A 5-ampere fuse is fitted in this plug.

Should the fuse need to be replaced please ensure that the replacement fuse has a rating of 5 amperes and it is approved by ASTA or BSI to BS1362

Check for the ASTA mark or the BSI mark on the body of the fuse.



If the plug contains a removable fuse cover you must ensure that it is refitted when the fuse is replaced.

If you lose the fuse cover, the plug must not be used until a replacement cover is obtained.

A replacement fuse cover can be purchased from your local Panasonic Dealer.

If the fitted moulded plug is unsuitable for the socket outlet in your home then the fuse should be removed and the plug cut off and disposed of safely.

There is a danger of severe electrical shock if the cut off plug is inserted into any 13-ampere socket.

If a new plug is to be fitted please observe the wiring code as shown below.

If in any doubt, please consult a qualified electrician.

2.2.2.1 Important

The wires in this mains lead are coloured in accordance with the following code:

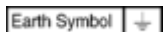
Blue	Neutral
Brown	Live

As the colours of the wires in the mains lead of this appliance may not correspond with the coloured markings identifying the terminals in your plug, proceed as follows:

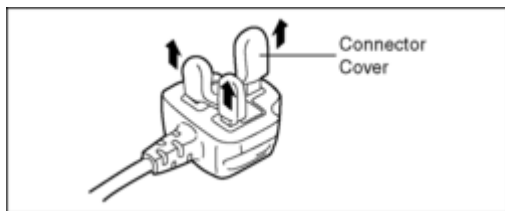
The wire which is coloured BLUE must be connected to the terminal in the plug which is marked with the letter N or coloured BLACK.

The wire which is coloured BROWN must be connected to the terminal in the plug which is marked with the letter L or coloured RED.

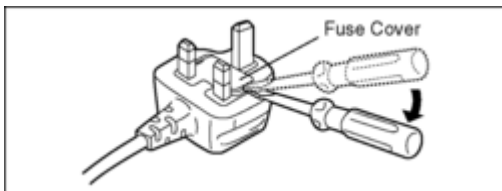
Under no circumstances should either of these wires be connected to the earth terminal of the three pin plug, marked with the letter E or the Earth Symbol.

**2.2.2.2 Before Use**

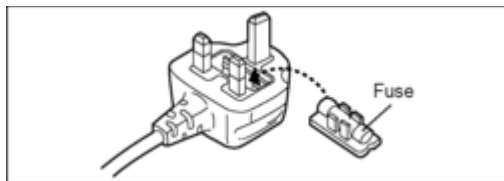
Remove the Connector Cover as follows.

**2.2.2.3 How to Replace the Fuse**

1. Remove the Fuse Cover with a screwdriver.



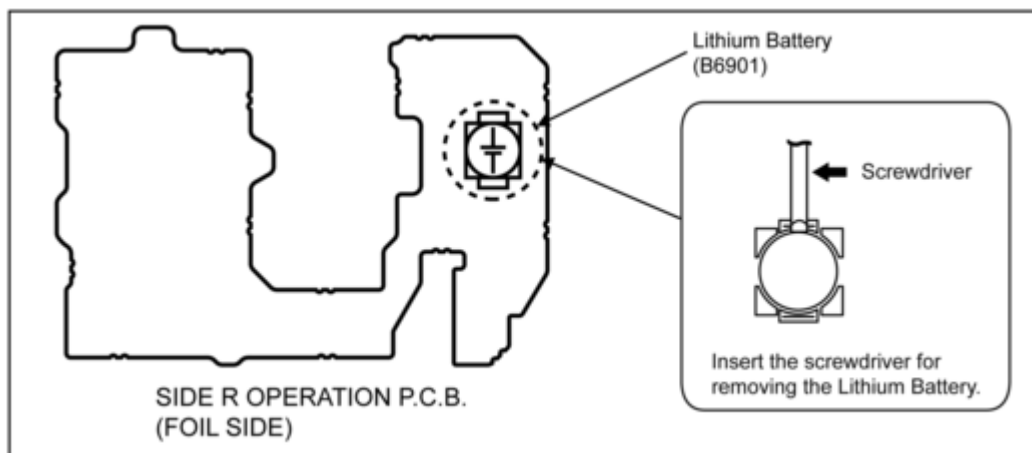
2. Replace the fuse and attach the Fuse cover.



2.3 How to Replace the Lithium Battery

2.3.1 Replacement Procedure

1. Remove the SIDE R OPERATION P.C.B.. (Refer to Disassembly Procedures.)
2. Remove the Lithium battery (Ref. No. "B6901" at foil side of SIDE R OPERATION P.C.B.) and then replace it into new one.



NOTE:

This Lithium battery is a critical component.

It must never be subjected to excessive heat or discharge.

It must therefore only be fitted in requirement designed specifically for its use.

Replacement batteries must be of same type and manufacture.

They must be fitted in the same manner and location as the original battery, with the correct polarity contacts observed.

Do not attempt to re-charge the old battery or re-use it for any other purpose.

It should be disposed of in waste products destined for burial rather than incineration.

(For English)

CAUTION

Danger of explosion if battery is incorrectly replaced.
Replace only with the same or equivalent type recommended by the manufacturer.
Dispose of used batteries according to the manufacturer's instructions.

(For German)

ACHTUNG

Explosionsgefahr bei falschem Anbringen der Batterie. Ersetzen Sie nur mit einem äquivalentem vom Hersteller empfohlenem Typ.
Behandeln Sie gebrauchte Batterien nach den Anweisungen des Herstellers.

(For French)

MISE EN GARDE

Une batterie de remplacement inappropriée peut exploser. Ne remplacez qu'avec une batterie identique ou d'un type recommandé par le fabricant. L'élimination des batteries usées doit être faite conformément aux instructions du fabricant.

NOTE:

Above caution is applicable for a battery pack which is for HC-PV100 series, as well.

3 Service Navigation

3.1 Introduction

This service manual contains technical information, which allow service personnel's to understand and service this model. Please place orders using the parts list and not the drawing reference numbers.

If the circuit is changed or modified, the information will be followed by service manual to be controlled with original service manual.

3.2 General Description About Lead Free Solder (PbF)

The lead free solder has been used in the mounting process of all electrical components on the printed circuit boards used for this equipment in considering the globally environmental conservation.

The normal solder is the alloy of tin (Sn) and lead (Pb). On the other hand, the lead free solder is the alloy mainly consists of tin (Sn), silver (Ag) and Copper (Cu), and the melting point of the lead free solder is higher approx.30°C (86°F) more than that of the normal solder.

Distinction of P.C.B. Lead Free Solder being used

The letter of "PbF" is printed either foil side or components side on the P.C.B. using the lead free solder.(See right figure)	PbF
--	-----

Service caution for repair work using Lead Free Solder (PbF)

- The lead free solder has to be used when repairing the equipment for which the lead free solder is used. (Definition: The letter of "PbF" is printed on the P.C.B. using the lead free solder.)
- To put lead free solder, it should be well molten and mixed with the original lead free solder.
- Remove the remaining lead free solder on the P.C.B. cleanly for soldering of the new IC.
- Since the melting point of the lead free solder is higher than that of the normal lead solder, it takes the longer time to melt the lead free solder.
- Use the soldering iron (more than 70W) equipped with the temperature control after setting the temperature at 350±30°C (662±86°F).

Recommended Lead Free Solder (Service Parts Route.)

- The following 3 types of lead free solder are available through the service parts route.
 - SVKZ000001------(0.3mm 100g Reel)
 - SVKZ000002------(0.6mm 100g Reel)
 - SVKZ000003------(1.0mm 100g Reel)

Note

* Ingredient: Tin (Sn) 96.5%, Silver (Ag) 3.0%, Copper (Cu) 0.5%. (Flux cored)

3.3 How to Define the Model Suffix

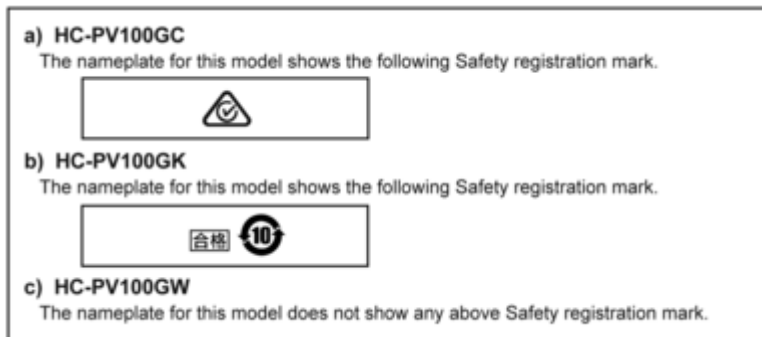
There are three kinds of HC-PV100.

- a) HC-PV100GC
- b) HC-PV100GK
- c) HC-PV100GW

What is the difference is that the "INITIAL SETTING" data which is stored in Flash ROM mounted on Main P.C.B..

3.3.1 Defining methods:

To define the model suffix to be serviced, refer to the rating label and caution label which are putted on the Unit.



NOTE:

After replacing the MAIN P.C.B., be sure to achieve adjustment.

3.4 Baking of replacement IC and defective P.C.B.

When replacing the CSP/BGA/QFN type IC mounted on the P.C.B., the problem of IC crack or foil pattern breaking in the P.C.B.

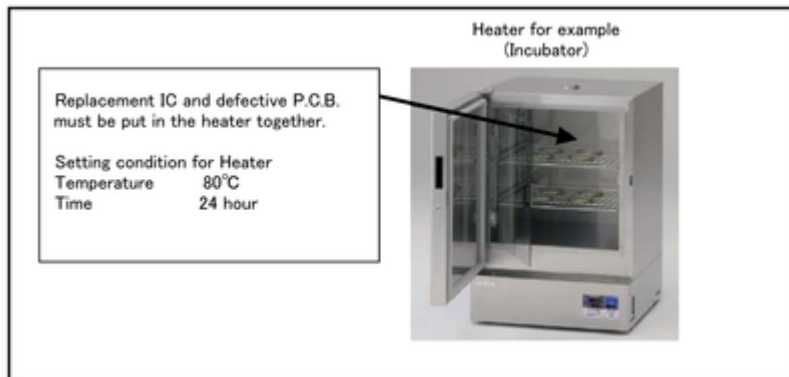
might sometimes occur by rapid heating.

In order to improve the success rate of IC replacement for repair, it would be required to work out baking of replacement IC and defective P.C.B. before replacing IC.

Please refer the way of baking as follows.

Replacement IC and defective P.C.B. must be put in the heater together.

- Baking temperature and time (Hour)
80°C / 24 hour



4 Specifications

The following specification is for HC-PV100GC/GW.

Some specifications may differ depending on model suffix.

The page number in this chapter does not show the page number of this service manual.

High Definition Video Camera

Power source:

DC 7.2 V (When using battery)
DC 12 V (When using AC adaptor)

Power consumption:

27.4 W (During recording: 11.7 W; during charging: 27.4 W)

 indicates safety information

Recording format:

[MOV]/[MP4]
AVCHD version 2.0
(AVCHD Progressive)

Motion picture compression:

MPEG-4 AVC/H.264

Audio compression:

[MOV]/[MP4]: Linear PCM
[AVCHD]: Dolby Digital

Motion picture recording:

Recording method; MOV, MP4, AVCHD
Recording format;

- When [REC MODE] = [MOV], [MP4]
[FHD 1080/50.00p 50M]/
[FHD 1080/25.00p 50M]/
[FHD 1080/50.00i 50M];
Average 50 Mbps (VBR)
- When [REC MODE] = [AVCHD]
[PS 1080/50.00p]; Maximum 28 Mbps (VBR)
[PH 1080/50.00i]; Maximum 24 Mbps (VBR)
[HA 1080/50.00i]; Average 17 Mbps (VBR)
[HE 1080/50.00i]; Average 5 Mbps (VBR)
[PM 720/50.00p]; Average 8 Mbps (VBR)
[SA 576/50.00i]
(When [ASPECT CONVERT] = [SIDE
CROP], [SQUEEZE]);
Average 9 Mbps (VBR)

Refer to "Operating Instructions" (PDF format)
for the picture size and recordable time of a
motion picture.

Still picture recording:

Recording method; JPEG corresponding
(Design rule for Camera File system, based on
Exif 2.2 standard)

Refer to "Operating Instructions" (PDF format)
for picture size of a still picture and number of
recordable pictures.

Recording media:

SDHC Memory Card (4 GB to 32 GB)/
SDXC Memory Card (48 GB to 128 GB);
UHS-I supported

Refer to page 23 for details on SD cards usable
in this unit.

Recording slots:

2 slots

2 Slot function:

Relay, simultaneous

System frequency:

50.00 Hz

Image sensor:

1/3.1" MOS image sensor

Effective pixels:

Motion picture/Still picture;
Approx. 6030 K (16:9)

Lens:

Auto Iris optical zoom (Full range AF)
F value (focal length)
F1.8 to F3.6 (Focal length; 4.08 mm to
81.6 mm)
35 mm equivalent;
Motion picture/Still picture;
29.5 mm to 612.0 mm (16:9)
Minimum focus distance;
Approx. 3 cm (Wide)/
Approx. 1.5 m (Tele)

Filter diameter:

49 mm

Zoom:

20× optical zoom, 40× i.Zoom,
2×/5×/10× digital zoom

White balance adjustment:

[ATW], [ATW LOCK], [Ach], [Bch],
preset 3200K, preset 5600K, VAR (2000K to
15000K)

Shutter speed:

1/6 to 1/8000
1/100 to 1/8000 (During Super Slow
Recording)

Super Slow Recording:

Recording frame rate; FHD 100 fps
Slow motion effect; 1/2 or 1/4 the normal
speed

Image stabilizer function:

Optical (with 5-Axis Hybrid O.I.S.)

Level Shot Function:

[ON]/[OFF]

Monitor:7.5 cm (3") wide LCD monitor
(Approx. 460 K dots)**Viewfinder:**0.6 cm (0.24") wide EVF
(Approx. 1555 K dots equivalent)**Microphone:**

Stereo microphone

Minimum required illumination:Approx. 1.2 lx (at a Super Gain value of
36 dB and a shutter speed of 1/25)**Built-in LED light:**Illumination level; Approx. 300 lx (1.0 m)
With the diffusion filter; Approx. 70 lx (1.0 m)
Illuminating angle; Approx. 30°
Color temperature; Approx. 5000 K
With the color conversion filter; Approx. 3000 K**Video output:****HDMI Type A connector video output level;**1080/50.00p/25.00p/50.00i,
720/50.00p, 576/50.00p,
VIERA Link not supported**AV connector video output level;**

1.0 Vp-p, 75 Ω

Audio output:**HDMI Type A connector audio output level;**

Linear PCM

AV connector audio output level (Line);

2 ch

Headphone output;

3.5 mm stereo mini jack

Camera remote terminal:2.5 mm super mini jack ×1 (ZOOM S/S)
3.5 mm mini jack ×1 (FOCUS/IRIS)**XLR audio input terminals:**XLR (3 pin) ×2 (INPUT1/INPUT2)
LINE; 0 dBu/+4 dBu (switch with the menu)
MIC; -40 dBu/-50 dBu/-60 dBu (switch with
the menu)**USB:**[DEVICE]; USB terminal Type Micro B;
Hi-Speed USB (USB 2.0), used for the mass
storage function (read only)
[HOST]; USB terminal Type A
Hi-Speed USB (USB 2.0), (for external media
device connection*), bus power supported* External media device with a capacity of
32 GB or below or a capacity above 2 TB
cannot be used.**Dimensions:**170 mm (W)×170 mm (H)×335 mm (D)
(including lens hood and eye cup)**Mass:**Approx. 1500 g
[without battery (supplied) and an SD card
(optional)]**Mass in operation:**Approx. 1620 g
[with battery (supplied) and an SD card
(optional)]**Operating temperature:**

0 °C to 40 °C

Operating humidity:

10%RH to 80%RH

Battery operation time:

See page 22

AC adaptor

Power source: AC 100 V to 240 V, 50 Hz/60 Hz 79 VA (for AC 100 V) 99 VA (for AC 240 V) Power output: DC 12 V, 3.0 A, 36 W
--

 indicates safety information
Ambient operating temperature:

0 °C to 40 °C




Ambient operating humidity:

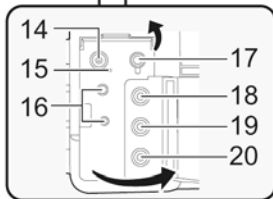
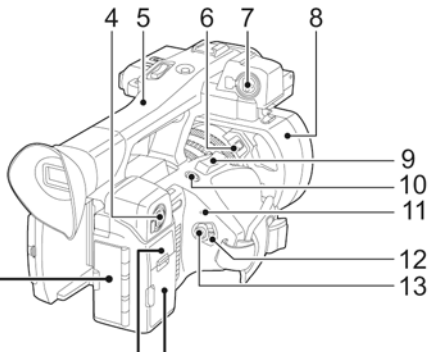
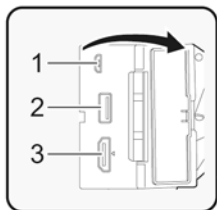
10%RH to 90%RH (no condensation)


Mass:


Approx. 225 g

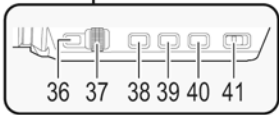
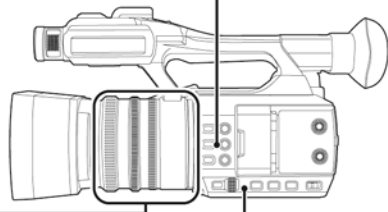
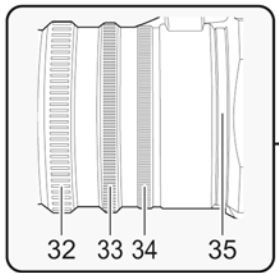
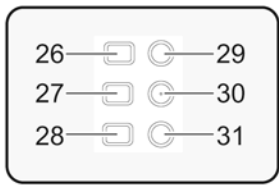
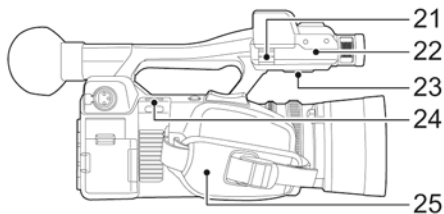
Dimensions (W×H×D):115 mm×37 mm×57 mm
(Excluding the DC cord portion)The symbols on this product (including the
accessories) represent the following:

	AC
	DC
	Class II equipment (The construction of the product is double-insulated.)

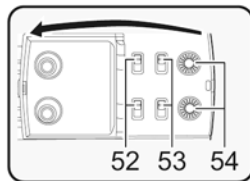
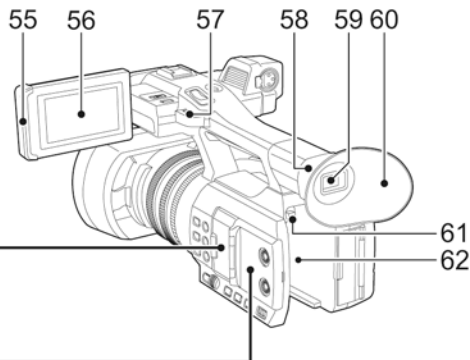
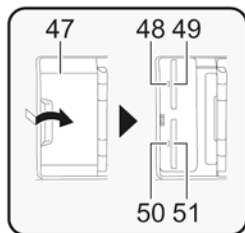
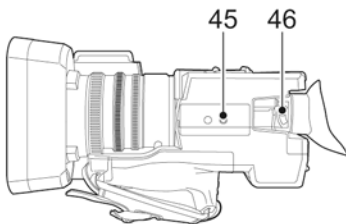
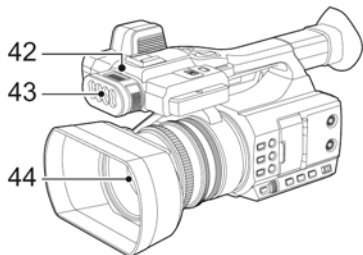


- 1 USB DEVICE terminal
- 2 USB HOST terminal
- 3 HDMI OUT connector [HDMI]
- 4 Audio input terminal 2 (XLR 3 pin)
[AUDIO INPUT2] (→ 19)
- 5 Handle
- 6 Lens hood release button
- 7 Audio input terminal 1 (XLR 3 pin)
[AUDIO INPUT1] (→ 19)
- 8 Lens hood
- 9 Zoom lever [T/W] (In Recording Mode)
(→ 32)
Volume lever [+VOL-]/Thumbnail
display switch [Q / Mode)
- 10 User 5 button [REC CHECK] (→ 35)
- 11 Status indicator (→ 25)
- 12 Power switch (→ 25)
- 13 Recording start/stop button (→ 30)

- 14 DC input terminal [DC IN] (→ 21)
- 15 Charging lamp [CHG]
- 16 Camera remote terminal [CAM
REMOTE]
 - FOCUS IRIS terminal (3.5 mm diameter mini jack)
 - ZOOM S/S terminal (2.5 mm diameter super mini jack)
- 17 Headphone terminal [- 18 VIDEO OUT terminal
- 19 AUDIO OUT L (CH1) terminal
[AUDIO OUT L]
- 20 AUDIO OUT R (CH2) terminal
[AUDIO OUT R]



- 21 Microphone cable clammer (→ 18)
- 22 Microphone holder attachment part (→ 18)
- 23 Speaker
- 24 Shoulder strap fixture (→ 18)
- 25 Grip belt (→ 17)
- 26 User 4 button [FOCUS ASSIST]
- 27 FOCUS A/M/∞ button [FOCUS A/M/∞] (→ 33)
- 28 Iris button [IRIS] (→ 33)
- 29 User 1 button [LCD/EVF] (→ 35)
- 30 User 2 button [B.LIGHT] (→ 35)
- 31 User 3 button [O.I.S.] (→ 35)
- 32 Focus ring (→ 33)
- 33 Zoom ring (→ 32)
- 34 Iris ring (→ 33)
- 35 Ring LED
- 36 Menu button [MENU] (→ 39)
- 37 Jog dial [SEL/PUSH SET] (→ 33)
- 38 Gain button [GAIN] (→ 34)
- 39 White Balance button [WHITE BAL] (→ 33)
- 40 Shutter button [SHUTTER] (→ 34)
- 41 iA/MANU switch [iA/MANU] (→ 31)

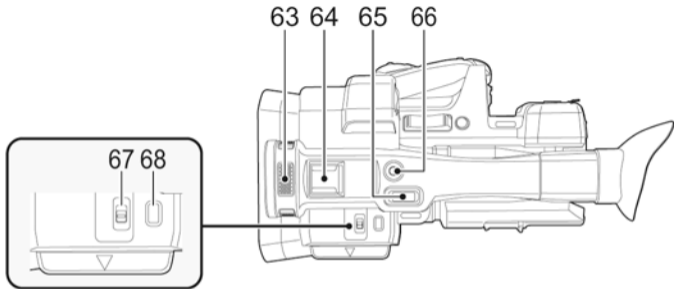


- 42 Recording lamp
- 43 Built-in LED light
- 44 Lens
- 45 Tripod receptacle

- There are tripod receptacle that are compatible with 1/4-20UNC screws.
- Attaching a tripod with a screw length of 5.5 mm or more may damage the unit.

- 46 Eyepiece corrector lever (→ 27)
- 47 SD Card slot cover (→ 24)
- 48 Access lamp (card 1) (→ 24)
- 49 Card slot 1 (→ 24)
- 50 Access lamp (card 2) (→ 24)
- 51 Card slot 2 (→ 24)

- 52 INPUT1 / INPUT2 switches
- 53 CH1/CH2 switches
- 54 AUDIO LEVEL CH1/AUDIO LEVEL CH2 knobs
- 55 LCD monitor extract part (→ 26)
- 56 LCD monitor (Touch screen) (→ 27)
- 57 Shoulder strap fixture (→ 18)
- 58 Eye cup mount (→ 18)
- 59 Viewfinder (→ 27)
- 60 Eye cup (→ 18)
- 61 Battery release button [PUSH] (→ 20)
- 62 Battery holder (→ 20)



63 Built-in microphone

64 Accessory shoe

65 Sub zoom lever (→ 32)

66 Sub recording start/stop button

- This button functions in the same manner as the recording start/stop button.

67 LED LIGHT switch

- Turns on/off the built-in LED light.

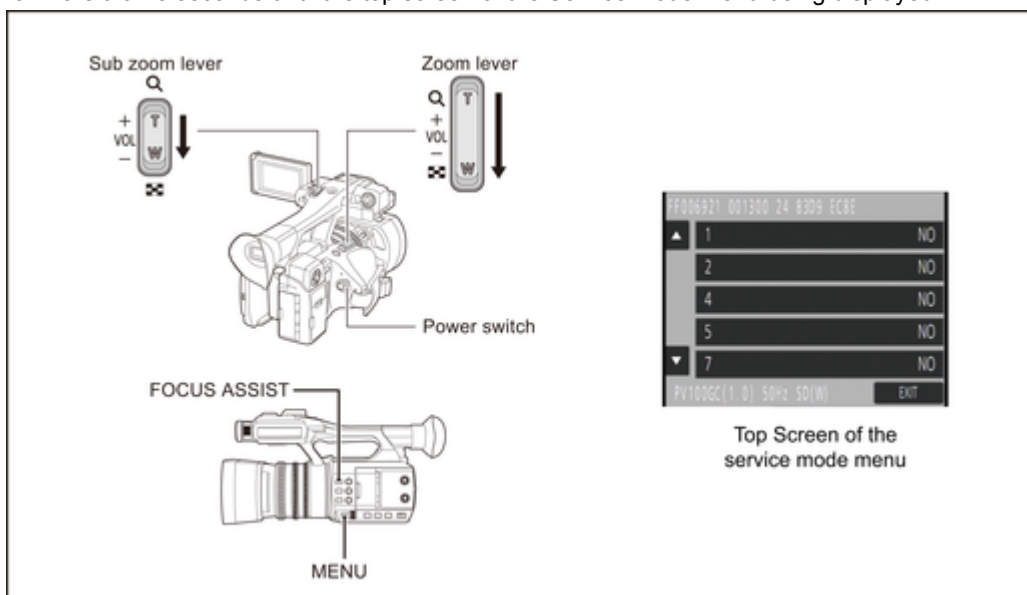
ON: Turned on; OFF: Turned off

68 Thumbnail button [THUMBNAIL] (→ 25)

6 Service Mode

Indication method of the service menu

1. Set the Power switch to ON, and turn to ON.
2. While pressing the “MENU” button to “FOCUS ASSIST” button and “Zoom lever” (or “Sub zoom lever”) to W side for more than 3 seconds until the top screen of the Service Mode Menu being displayed.



Service mode menu

Screen display	Contents	Function
1	Factory settings	Function to throw a product up in a factory shipment state.
2	Model/Destination Settings	Change the model/destination. (Selectable models and destinations are displayed.)
4	Lock Search and error History Indication	Display the camera system error code for three histories saved in EEPROM.
5	Power ON Self Check Result Display	Power ON self check (function to diagnose correct function of the device and interface between devices) result display.
14	Adjutment function for the Service	The service adjustment do setup and adjustment of the following items required in the field service.
15	Restore the backed up adjustment data	Restore the adjustment data to new or repaired Main P.C.B. from SD card that the data backed up from original Main P.C.B. before repairs or replacement.
16	Touch panel calibration	Calibrate the touch positions of the touch panel.

NOTE:

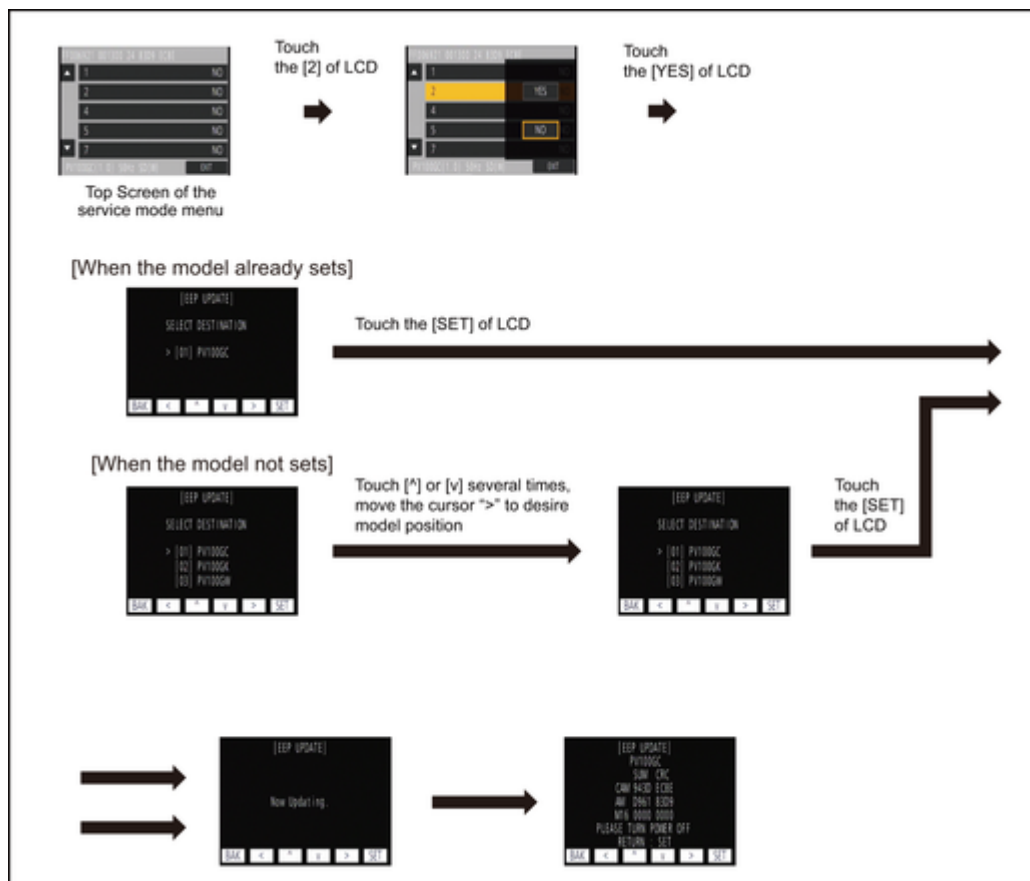
Do not using service mode except above table of Service mode menu.

3. End method of the top screen of the service mode menu
Touch the [EXIT] of LCD to end the service mode, and then POWER OFF.

6.1 Model/Destination Settings

Touch the [2] of LCD, select model/destination settings.

Operation specifications



Function description

- Change the Model/Destination
Display the lists of model/destination which the unit can be changed, if a shipment setup is finished. Therefore in some cases, the model/destination that is currently set is only displayed.

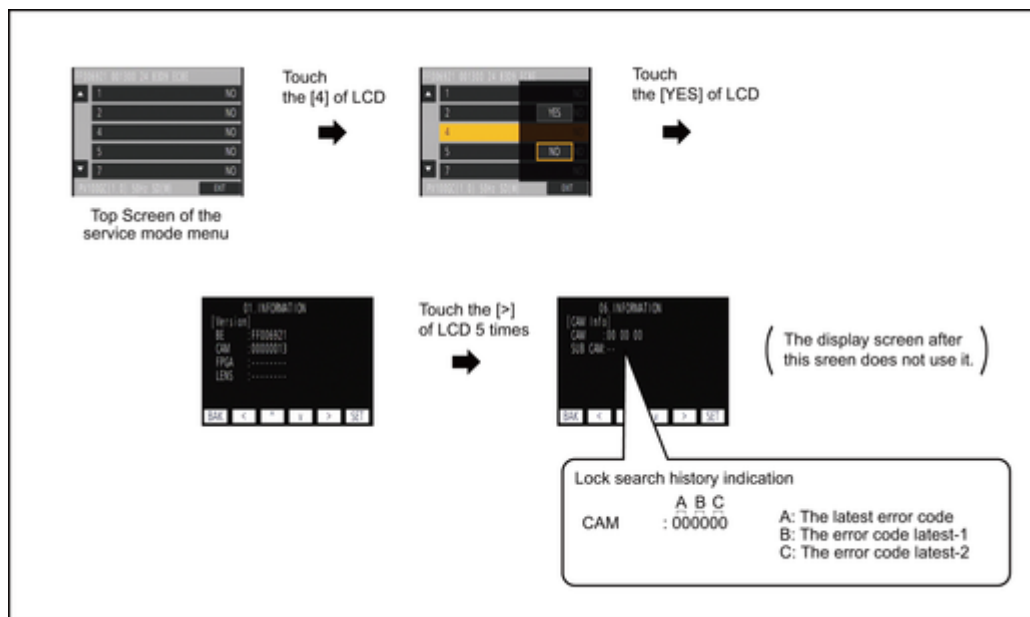
End method of operation

- Touch the [SET] of LCD to exit the model/destination settings, and then POWER OFF.

6.2 Lock Search and Error History Indication

Touch the [4] of LCD, select lock search and error history indication.

Operation specifications



Indication contents

- Lock search history indication of camera
Display the camera system error code for three histories saved in EEPROM.
- The error code contents which are displayed

Error code	Description	Problematic Parts
51	Focus control is abnormal	Camera Lens Unit
52	Zoom control is abnormal	2nd Stepping Motor / Camera Lens Unit
53	OIS lens control is abnormal	Camera Lens Unit
54	Zoom control is abnormal (2)	3rd Stepping Motor / Camera Lens Unit
55	Zoom control is abnormal (3)	4th Stepping Motor / Camera Lens Unit

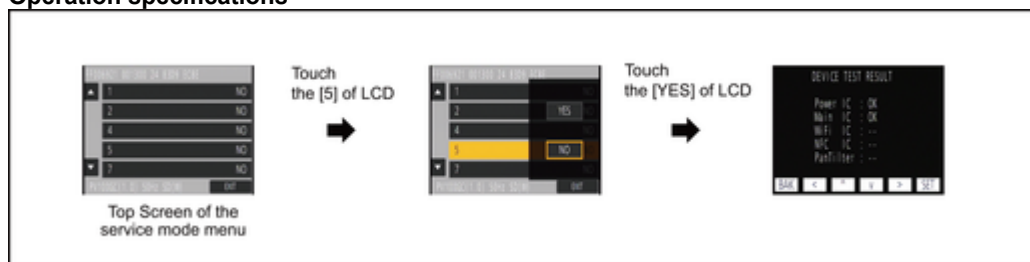
End method of operation

- Touch the [BAK] of LCD to exit the lock search and error history indication, and then POWER OFF.

6.3 Power ON Self Check Result Display

Touch the [5] of LCD, select Power ON self check result display.

Operation specifications



Indication contents

- Power ON self check result display
Function to diagnose correct function of the device and interface between devices result display.
Display the following communication test result.
 - Power IC : Communication test between IC3401 and IC2303

- Main IC : DDR. Communication test inside IC3401
Display other than “OK” are abnormalities of each lines.

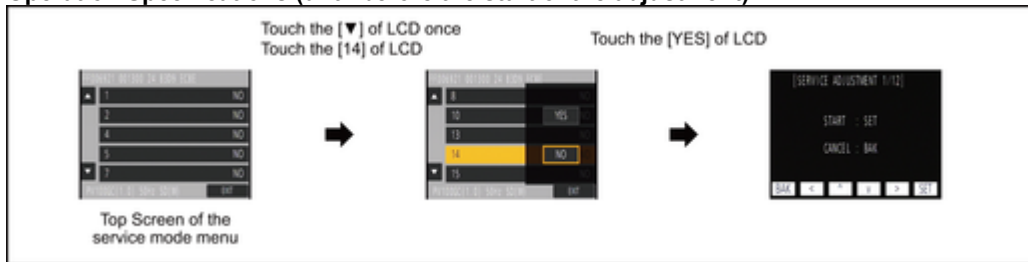
End method of operation

- Touch the [BAK] of LCD to exit the power on self check result display, and the POWER OFF.

6.4 Adjustment function for the Service

Touch the [14] of LCD, select the adjustment function for the service.

Operation Specifications (until before the start of the adjustment)



Function description

The service adjustment do setup and adjustment of the following items required in the field service.
For a detailed content, such as the adjustment procedure, refer to “9 Measurements and Adjustments”.

- Model setting
- Setting of the file name for adjustment data backup to SD card
- Execution of adjustment data backup to SD card
- Checking of Switches
- Zoom Lever adjustment
- Camera adjustment (Iris, Gyro, OIS and White Missing pixels)
- Zoom/Tracking adjustment (with Zoom hysteresis adjustment)
- Indoor White Balance Adjustment (CH-GAIN, PWM, WB)
- Outdoor White Balance Adjustment (PWM, WB)
- Level shot adjustment

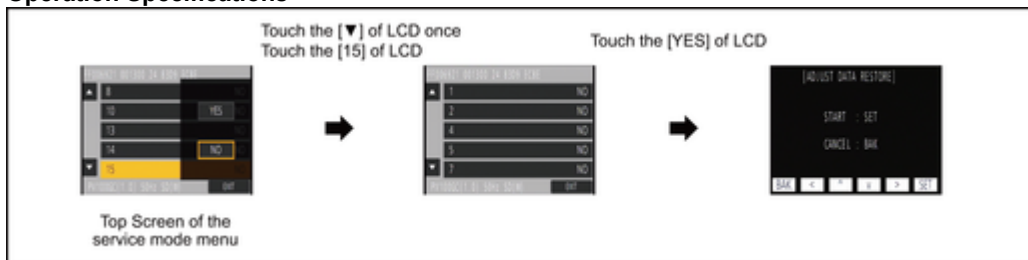
End method of operation

- Set the power switch to OFF to turn the unit off.

6.5 Restore the backed up adjustment data

Touch the [15] of LCD, select restoring the backed up adjustment data from SD card to the unit.

Operation Specifications

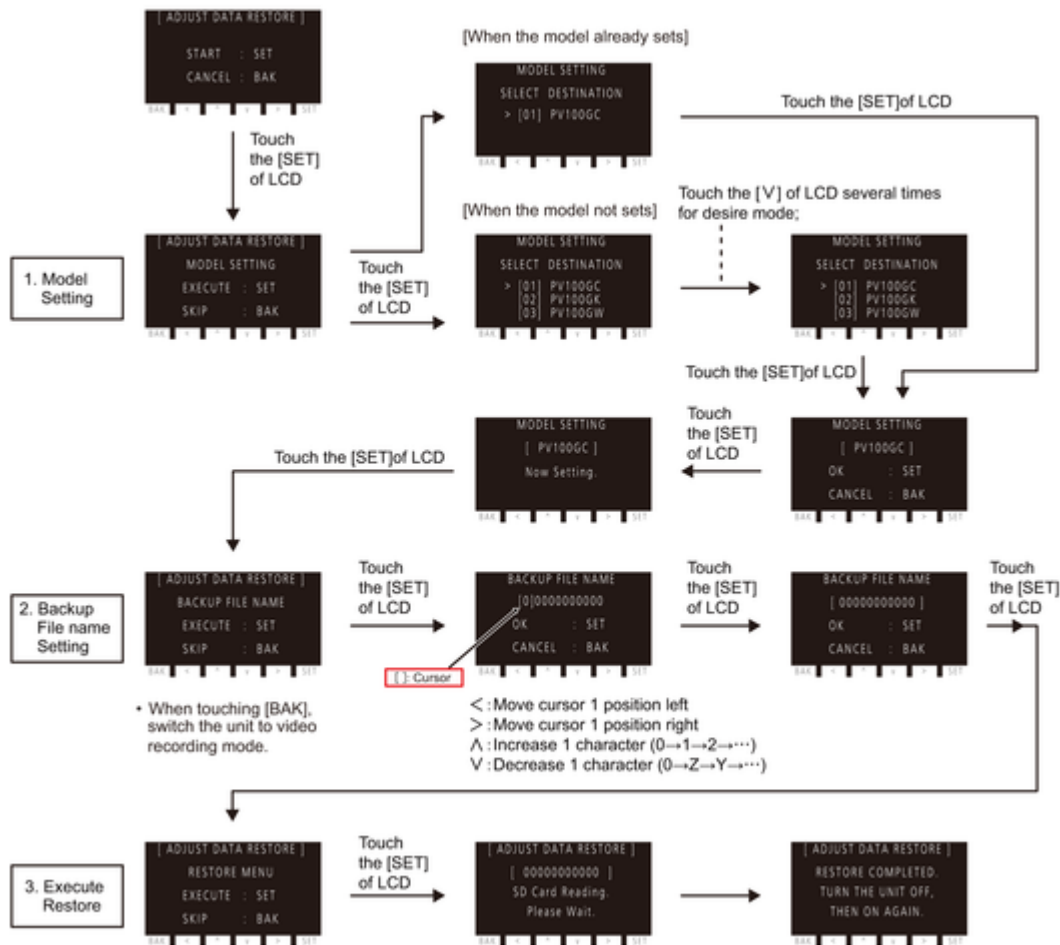


Function description

Restore the adjustment data to new or repaired Main P.C.B. from SD card that the data backed up from original Main P.C.B. before repairs or replacement.

To backup the adjustment data, use "6.4. Adjustment function for the Service".

Restoring procedure



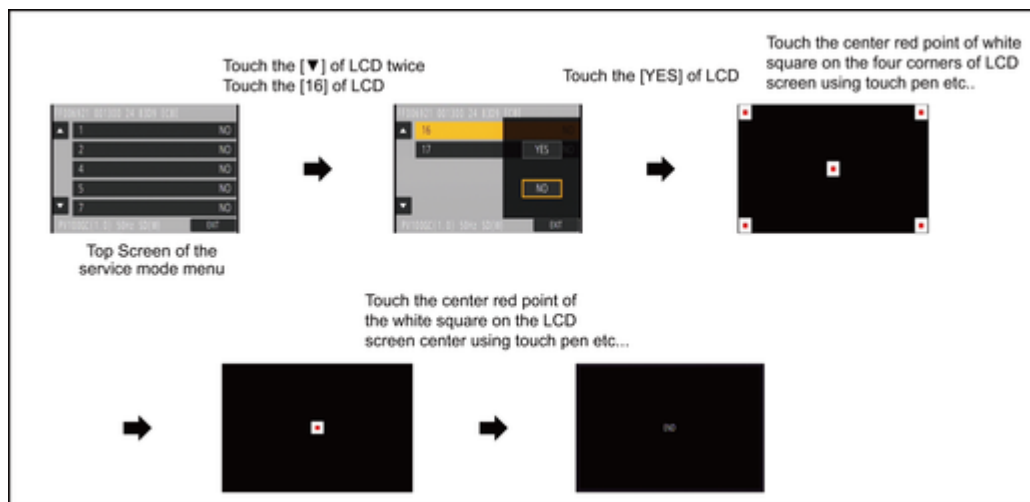
End method of operation

- Set the power switch to OFF to turn the unit off.

6.6 Touch Panel Calibration

Touch the [16] of LCD, select the calibration of touch panel.

Operation Specifications



Function description

Calibrate the touch positions of the touch panel.

End method of operation

- Set the power switch to OFF to turn the unit off.

7 Service Fixture & Tools

7.1 Convenient Jig

Parts Name	Parts No.	Remarks
Coating Clip	VJF1535	It is used after removing a rubber cover.



This Jig is used in order to remove a Release Lever from XLR connector, and it raises the workability at the time of Disassembly and Assembly of the Side Case L Unit.

[Operation Method]

It draws out or equips with a Release Lever after inserting a Jig(VJF1535).
(Refer to the following figure)



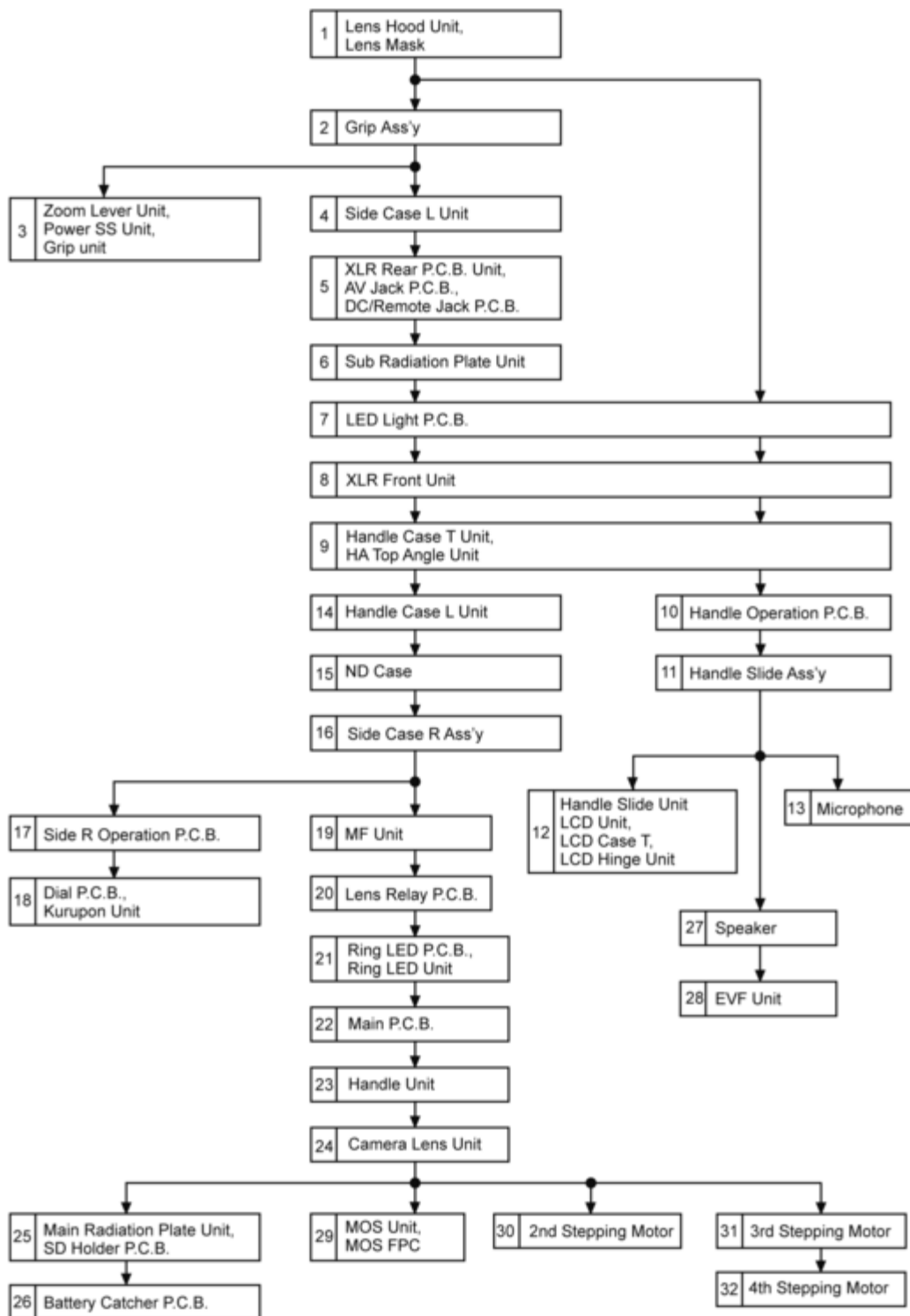
7.2 Extension Cable Connection

No extension cable needs for servicing.
Servicing can be performed only with original cables.

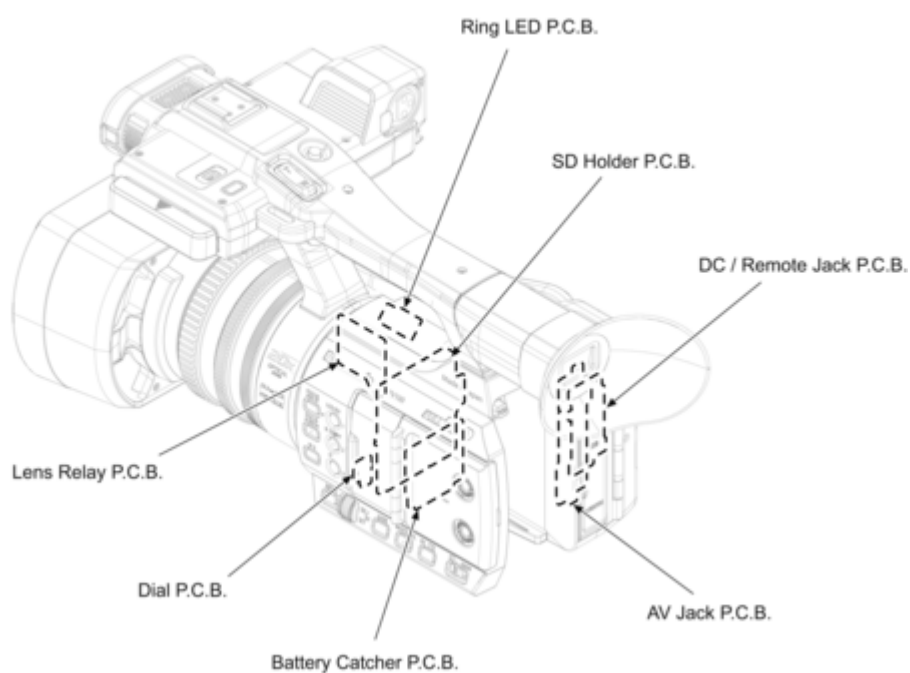
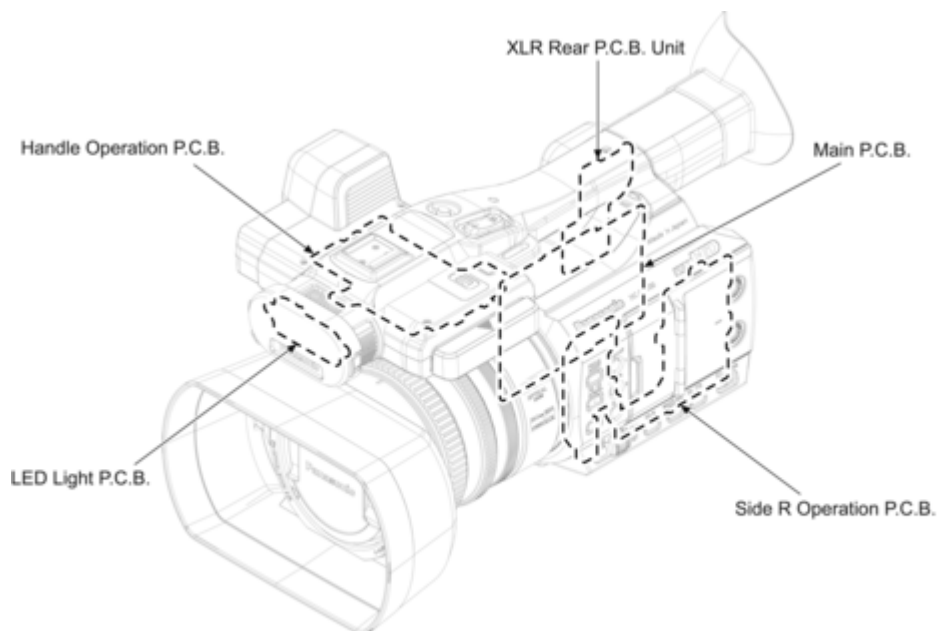
8 Disassembly and Assembly Instructions

8.1 Disassembly Flow Chart for the Unit

This is a disassembling chart.
When assembling, perform this chart conversely.



8.2 PCB Location



8.3 Disassembly Procedure for the Unit

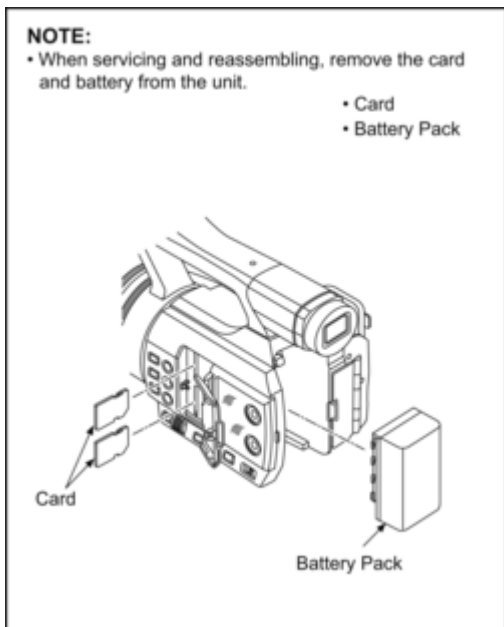
No.	Item	Fig.	Removal
1	Lens Hood Unit, Lens Mask	(Fig. D1)	Lens Hood Unit
		(Fig. D2)	Screw (A) × 4
			Lens Mask
2	Grip Ass'y	(Fig. D3)	Screw (B) × 7
			Screw (C) × 1
		(Fig. D4)	Locking tab × 2
			Flex
			Grip Ass'y

3	Zoom Lever Unit, Power SS Unit, Grip Unit	(Fig. D5)	Screw (D) × 2			
			Screw (E) × 2			
			Flex			
		(Fig. D6)	Convex × 2			
			Convex × 3			
			Power SS Earth Plate			
			Screw (F) × 2			
			Grip Zoom FFC			
			Power SS Unit			
			Grip Unit			
			Screw (G) × 2			
			Photo Shot Button			
			Photo Earth Plate			
			Zoom Lever Unit			
			Zoom Base			
4	Side Case L Unit	(Fig. D7)	Screw (H) × 6			
			Screw (I) × 2			
			Screw (J) × 2			
			Screw (K) × 1			
		(Fig. D8)	Screw (L) × 1			
			Screw (M) × 5			
			Screw (N) × 1			
			Screw (O) × 1			
			Locking tab × 1			
			Side Case L Unit			
			5	XLR Rear P.C.B. Unit, AV Jack P.C.B., DC/Remote Jack P.C.B.	(Fig. D9)	Screw (P) × 4
						XLR Angle R
FP6022 (Flex)						
P6502 (Connector)						
Flex						
Screw (Q) × 2						
(Fig. D10)	XLR Rear P.C.B. Unit					
	Jack FFC					
	M6 Nut × 1					
(Fig. D11)	Screw (R) × 4					
	Convex × 2					
	Jack Frame					
(Fig. D11)	Screw (S) × 2					
	Locking tab × 2					
	Jack Piece Unit					
	AV Jack P.C.B.					
	DC/Remote Jack P.C.B.					
	6	Sub Radiation Plate Unit	(Fig. D12)	Power SS FFC		
FP6010 (Flex)						
FP301 (Flex)						
Screw (T) × 2						
Screw (U) × 1						
Sub Radiation Plate Unit						
7				LED Light P.C.B.	(Fig. D13)	Screw (V) × 1
						Locking tab × 2
	LED Light Cover					
	Screw (W) × 2					
	Mic Case A					
	Flex					
	Screw (X) × 1					

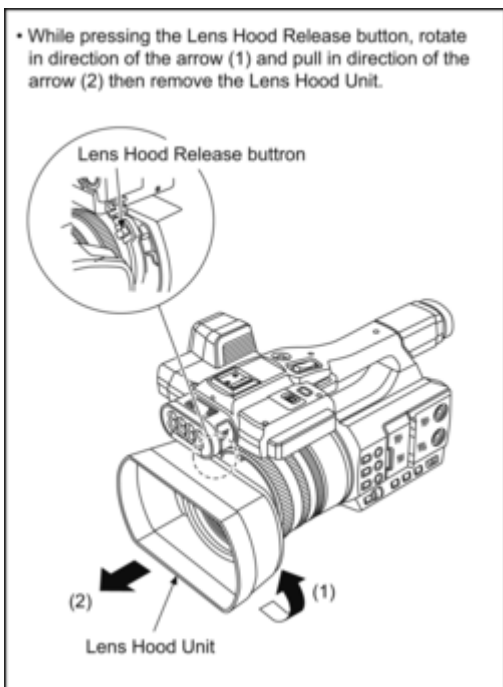
			LED Light Lens
			LED Light P.C.B.
8	XLR Front Unit	(Fig. D14)	Screw (Y) × 2
			Screw (Z) × 2
			Cable Clamper
			FP6712 (Flex)
			XLR Front Unit
9	Handle Case T Unit, HA Top Angle Unit	(Fig. D15)	FP6716 (Flex)
			Screw (a) × 6
			Screw (b) × 3
			Shoe Angle
			Screw (c) × 1
		(Fig. D16)	REC Button
			Handle Case T Unit
			HA Top Angle Unit
10	Handle Operation P.C.B.	(Fig. D17)	Screw (d) × 3
			FP6710 (Flex)
			FP6713 (Flex)
			FP6708 (Flex)
			P6710 (Connector)
			Hooking part × 1
		(Fig. D18)	PS6719 (Connector)
			FP6714 (Flex)
			Handle Operation P.C.B.
11	Handle Slide Ass'y	(Fig. D19)	Screw (e) × 2
			LED Light Angle
			Screw (f) × 3
			Locking tab × 3
			Handle Slide Ass'y
12	Handle Slide Unit, LCD unit, LCD Case T, LCD Hinge Unit	(Fig. D20)	Screw (g) × 4
			Handle Slide Unit
			Screw (h) × 2
			Screw (i) × 2
		(Fig. D21)	Locking tab × 6
			LCD Case T
			Flex A
			Flex B
			LCD Hinge Unit
			LCD Unit
13	Microphone	(Fig. D22)	Locking tab × 2
			Mic Case B
			Mic Cushion A
			Mic Cushion B
			Mic Cushion C
			Microphone
14	Handle Case L Unit	(Fig. D23)	Screw (j) × 1
			Screw (k) × 1
			Screw (l) × 1
			Locking tab × 3
			Handle Case L Unit
15	ND Case	(Fig. D24)	Screw (m) × 2
			Locking tab × 2
			ND Case
16	Side Case R Ass'y	(Fig. D25)	Screw (n) × 6
			Screw (o) × 1

			Screw (p) × 2
			FP6901 (Flex)
			Side Case R Ass'y
17	Side R Operation P.C.B.	(Fig. D26)	Screw (q) × 3
			Screw (r) × 9
			FP6902 (Flex)
			Locking tab × 1
			Kurupon Ass'y
			Side R Operation P.C.B.
18	Dial P.C.B., Kurupon Unit	(Fig. D27)	Screw (s) × 1
			FP6937 (Flex)
			Dial P.C.B.
			Locking tab × 1
			Kurupon Button
			Screw (t) × 1
			Hooking part × 1
			Insersion part × 1
			Kurupon Unit
			Kurupon Holder
19	MF Unit	(Fig. D28)	P6001 (Connector)
			Screw (u) × 4
			MF Unit
20	Lens Relay P.C.B.	(Fig. D29)	FP6402 (Flex)
			Screw (v) × 2
			Convex × 2
			Hooking part × 1
			Lens Relay P.C.B.
21	Ring LED P.C.B., Ring LED Unit	(Fig. D30)	Screw (w) × 1
			FP6551 (Flex)
		(Fig. D31)	Convex × 2
			LED Earth Plate
			Ring LED P.C.B.
			Ring LED Unit
22	Main P.C.B.	(Fig. D32)	FP6008 (Flex)
			FP6009 (Flex)
			FP6011 (Flex)
			PS6003 (Connector)
			PS6004 (Connector)
			Screw (x) × 2
			Screw (y) × 1
			Convex × 2
		(Fig. D33)	P6022 (Connector)
			FP6002 (Flex)
			Main P.C.B.
23	Handle Unit	(Fig. D34)	Screw (z) × 2
		(Fig. D35)	Screw (A') × 4
			Screw (B') × 1
			Handle Unit
24	Camera Lens Unit	(Fig. D36)	Locking tab × 3
		(Fig. D37)	Convex × 2
			Lens Frame L Unit
			Camera Lens Unit
25	Main Radiation Plate, SD Holder P.C.B.	(Fig. D38)	Screw (C') × 2
			Screw (D') × 1
		(Fig. D39)	Main Radiation Plate

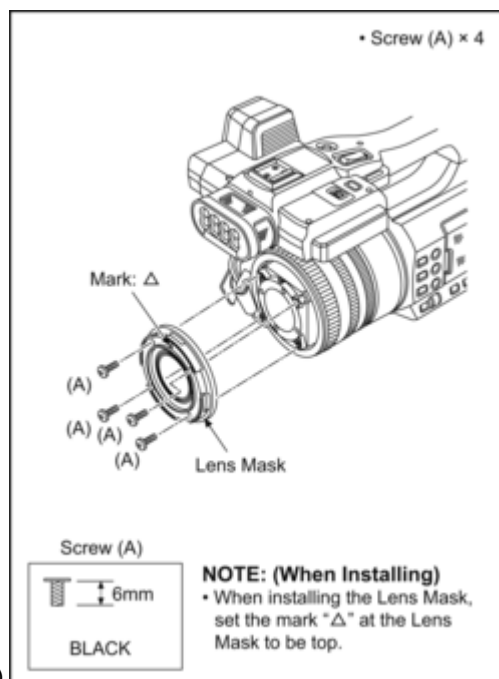
			Screw (E') × 2
			SD Holder P.C.B.
26	Battery Catcher P.C.B.	(Fig. D40)	Screw (F') × 4
			Locking tab × 2
			Rear Case Unit
			Locking tab × 2
			Battery Catcher P.C.B.
27	Speaker	(Fig. D41)	Screw (G') × 1
			Screw (H') × 1
			Convex × 1
			Speaker Angle
			Speaker
			Handle Case B
28	EVF Unit	(Fig. D42)	Locking tab × 2
			Handle Case R
			Locking tab × 4
			EVF Wire Guide
		(Fig. D43)	Screw (I') × 1
			EVF Unit
29	MOS Unit, MOS FPC	(Fig. D44)	Dust Protector Ring
			Screw (J') × 3
			Convex × 3
			MOS Unit
			MOS Cushion
			MOS FPC
30	2nd Stepping Motor	(Fig. D45)	Solder (4 points)
			Screw (K') × 2
			2nd Stepping Motor
31	3rd Stepping Motor	(Fig. D46)	Solder (4 points)
			Screw (L') × 3
			Convex × 1
			3rd Stepping Motor
32	4th Stepping Motor	(Fig. D47)	Solder (4 points)
			Screw (M') × 2
			Convex × 2
			4th Stepping Motor



8.3.1 Removal of the Lens Hood Unit, Lens Mask

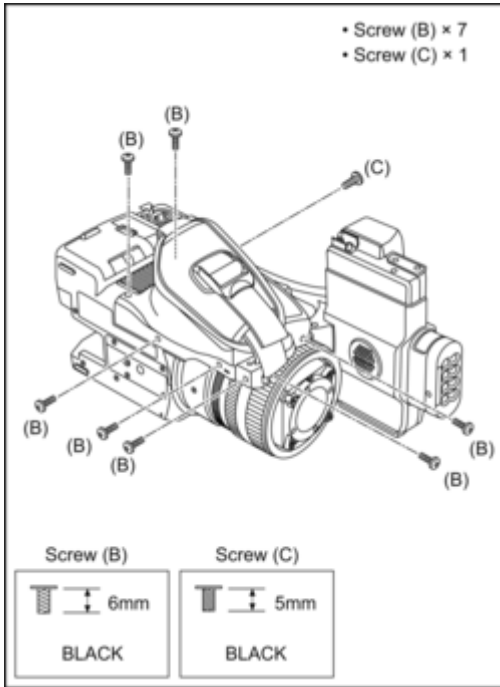


(Fig. D1)

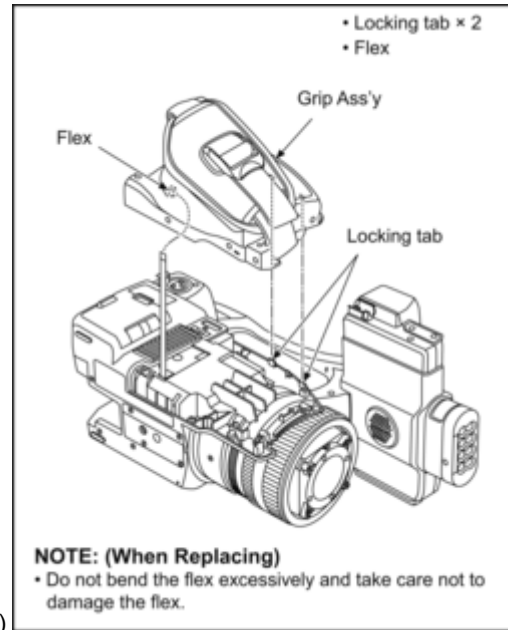


(Fig. D2)

8.3.2 Removal of the Grip Ass'y

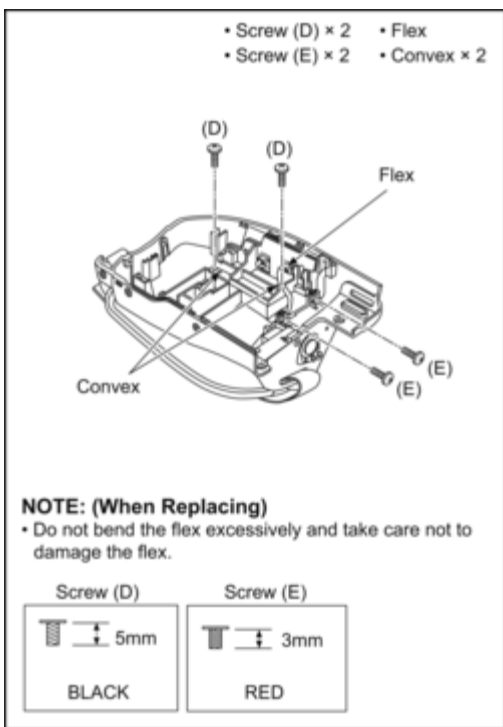


(Fig. D3)

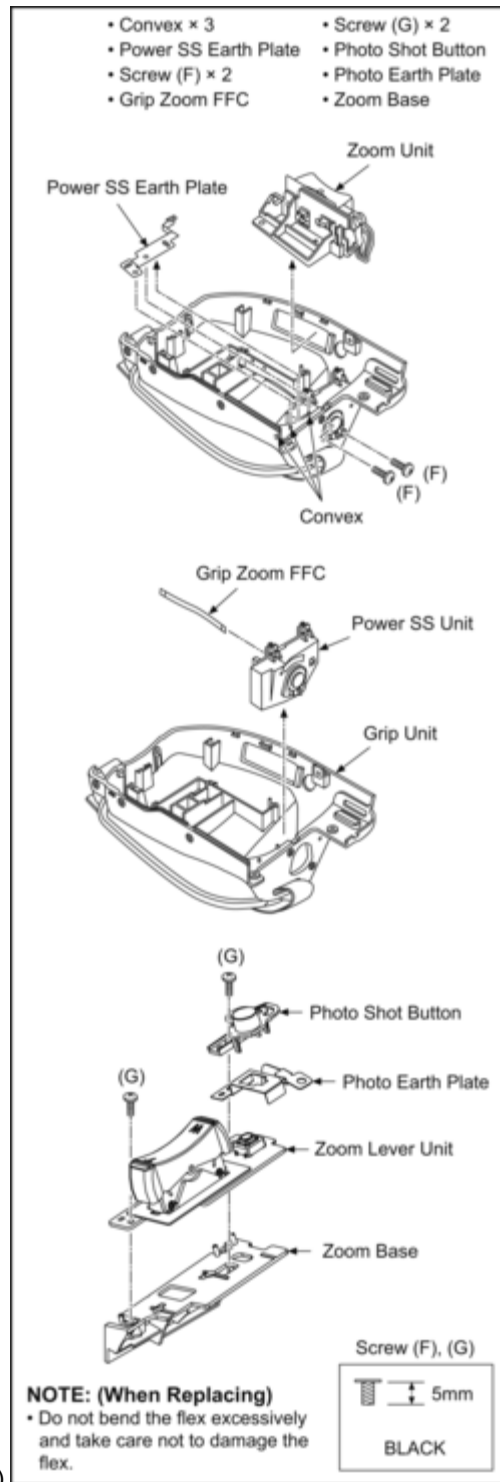


(Fig. D4)

8.3.3 Removal of the Zoom Lever Unit, Power SS Unit, Grip Unit

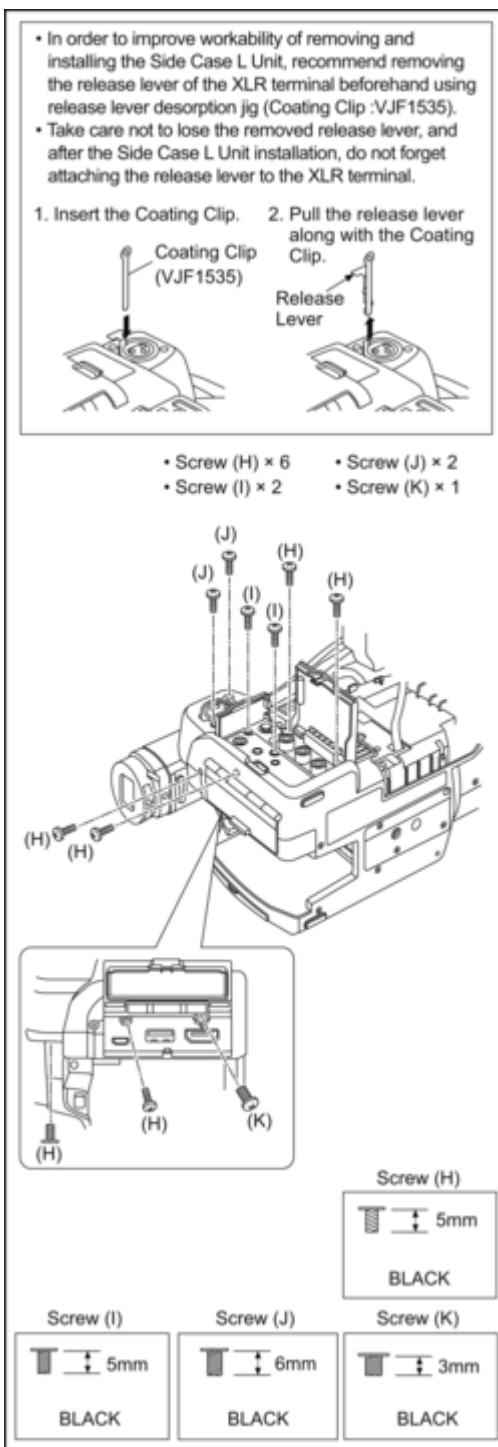


(Fig. D5)

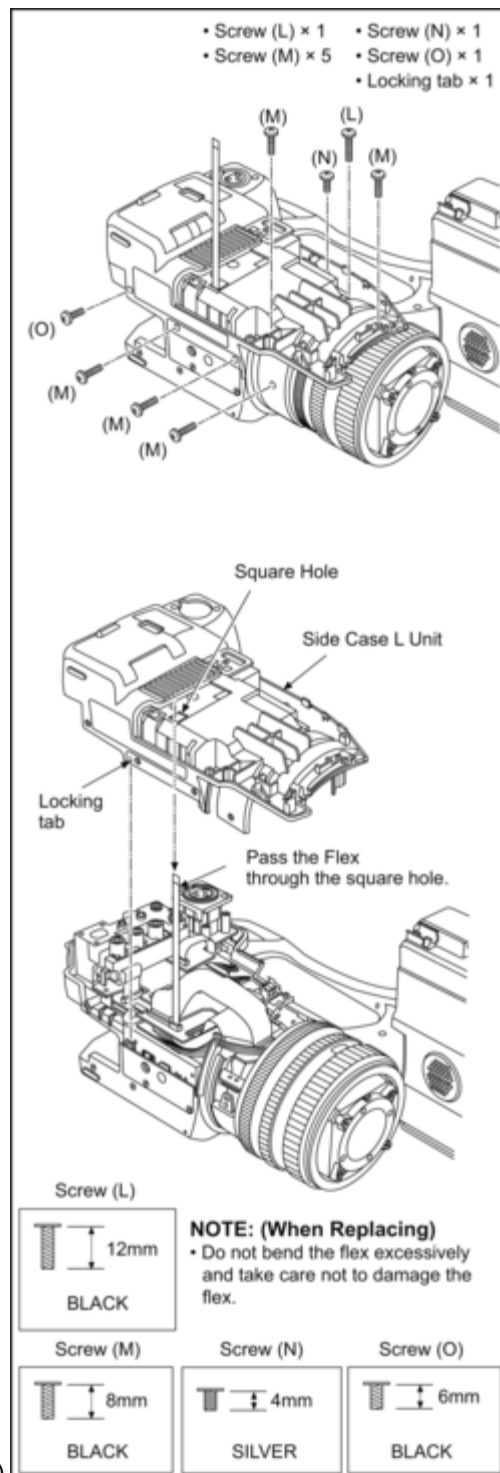


(Fig. D6)

8.3.4 Removal of the Side Case L Unit

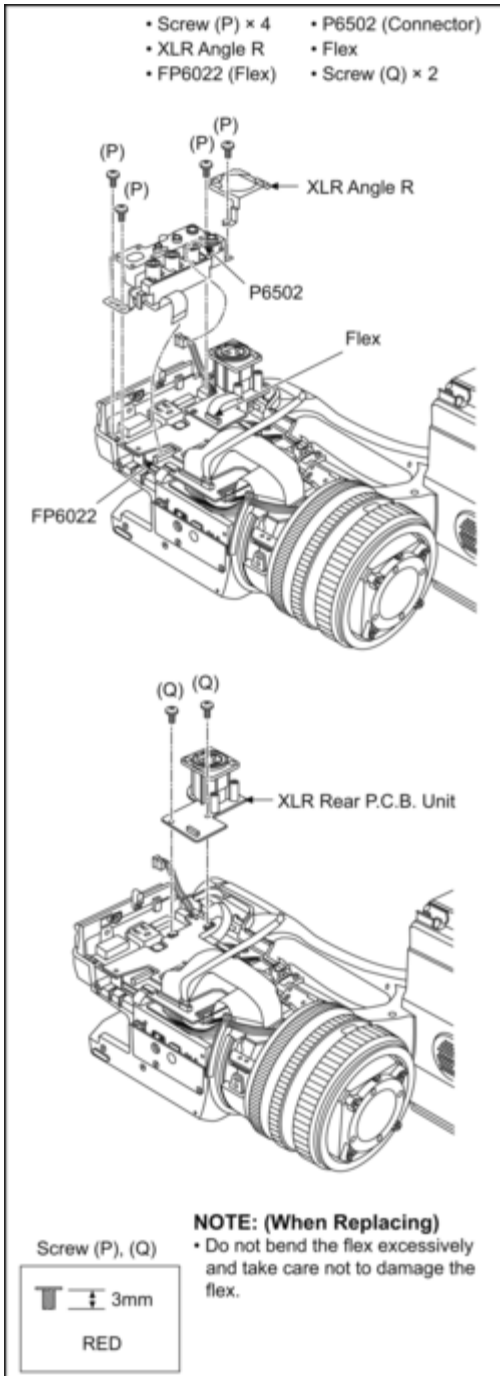


(Fig. D7)

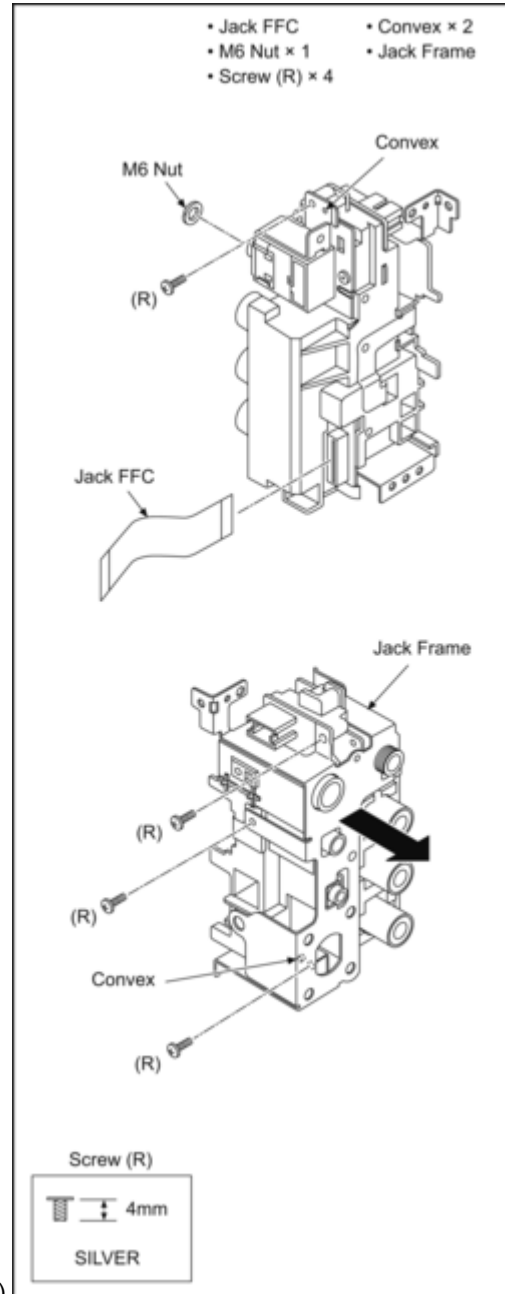


(Fig. D8)

8.3.5 Removal of the XLR Rear P.C.B. Unit, AV Jack P.C.B., DC/Remote Jack P.C.B.

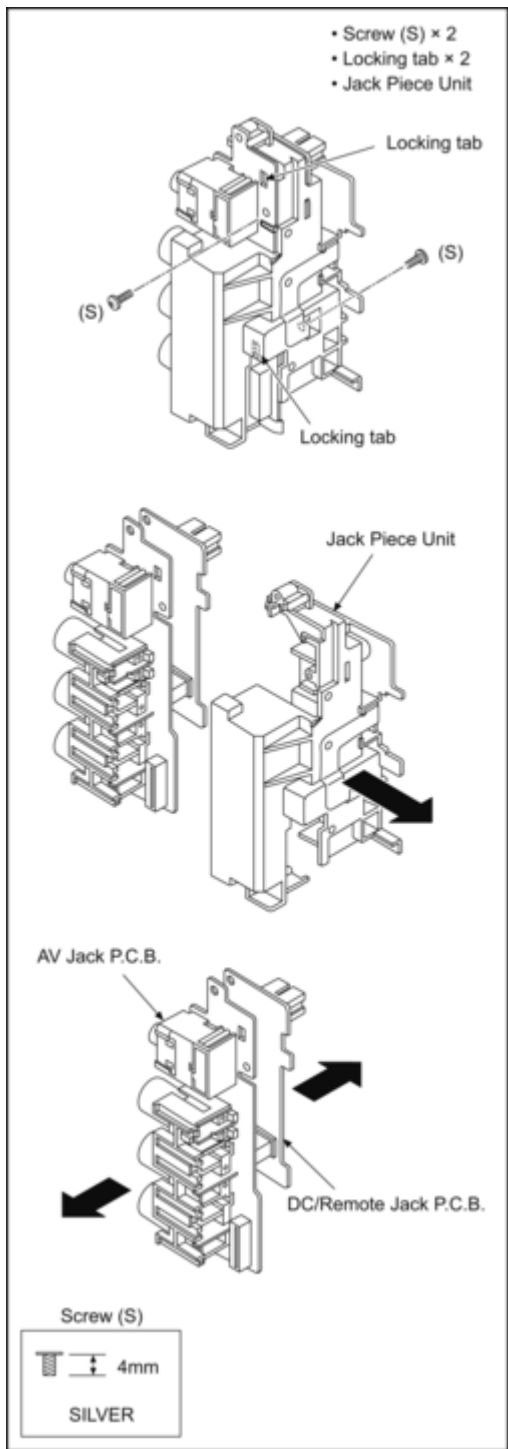


(Fig. D9)



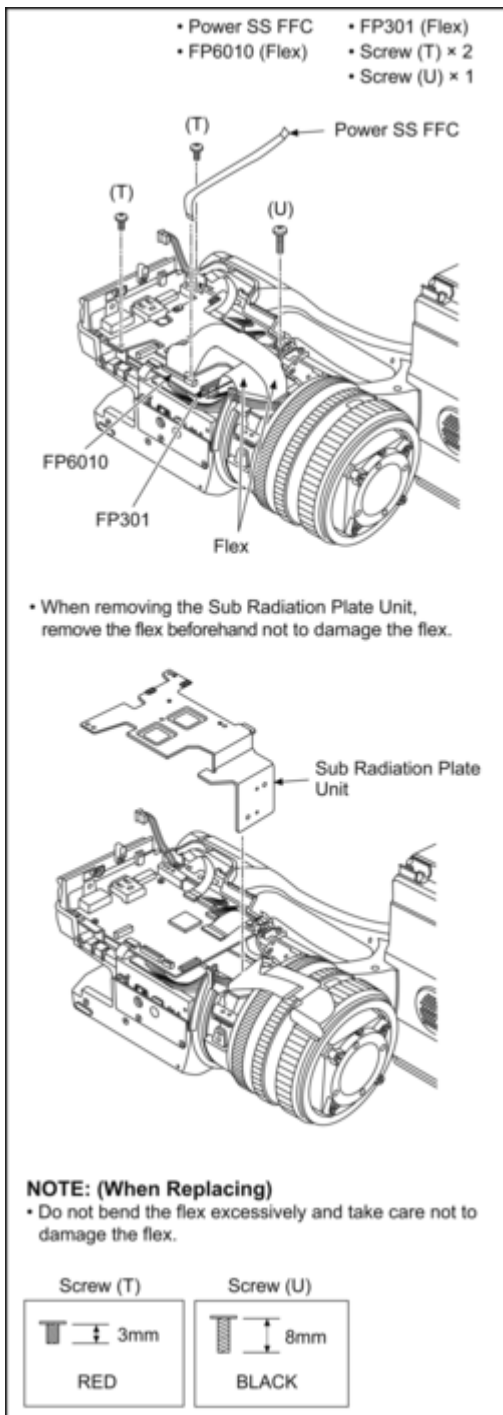
(Fig. D10)

(Fig.



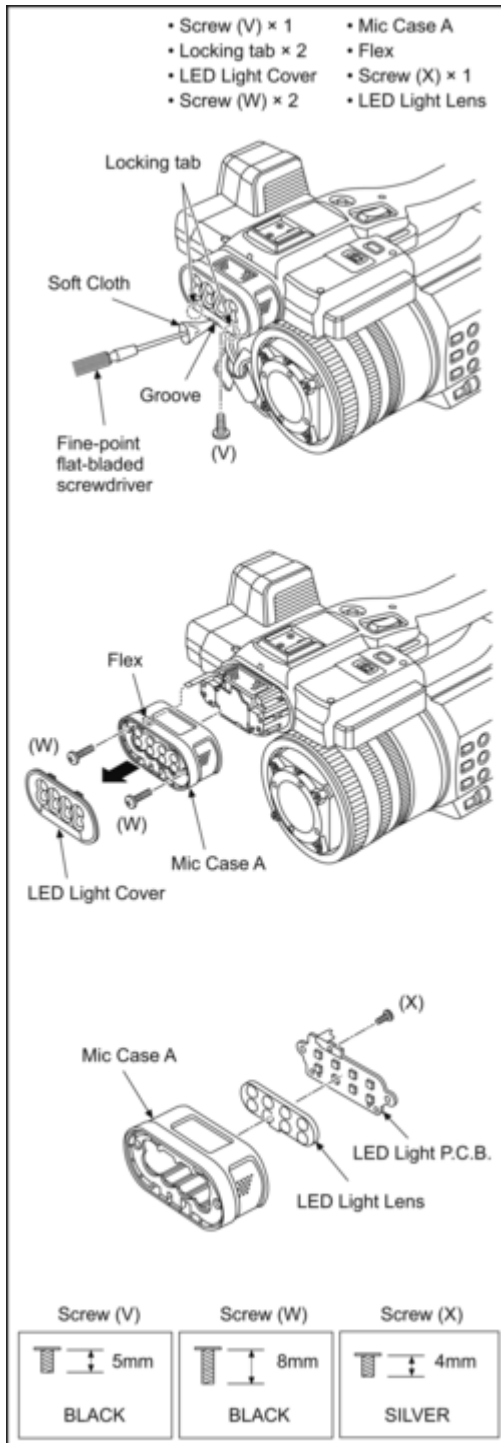
D11)

8.3.6 Removal of the Sub Radiation Plate Unit



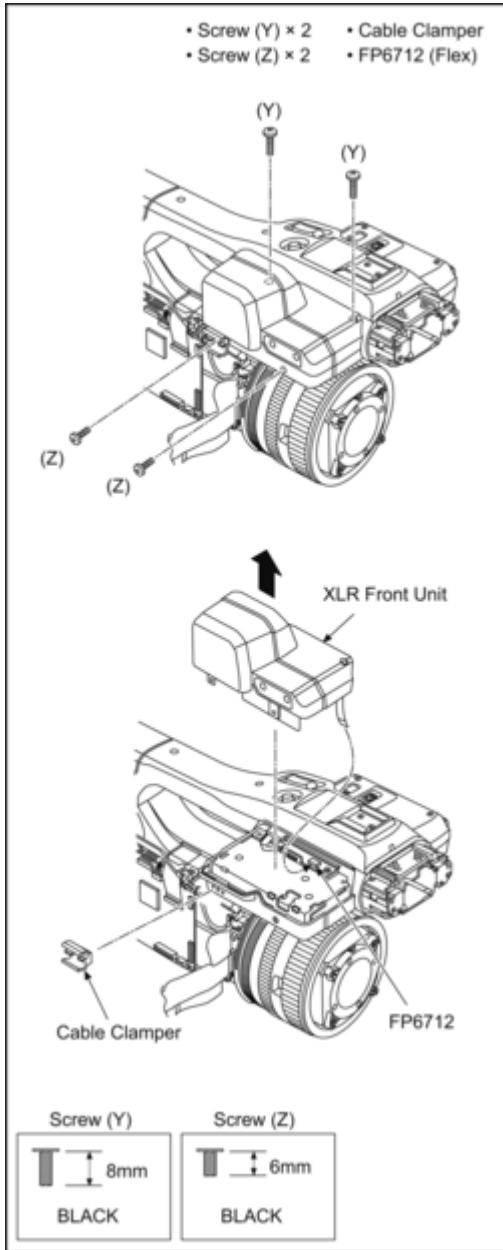
(Fig. D12)

8.3.7 Removal of the LED Light P.C.B.



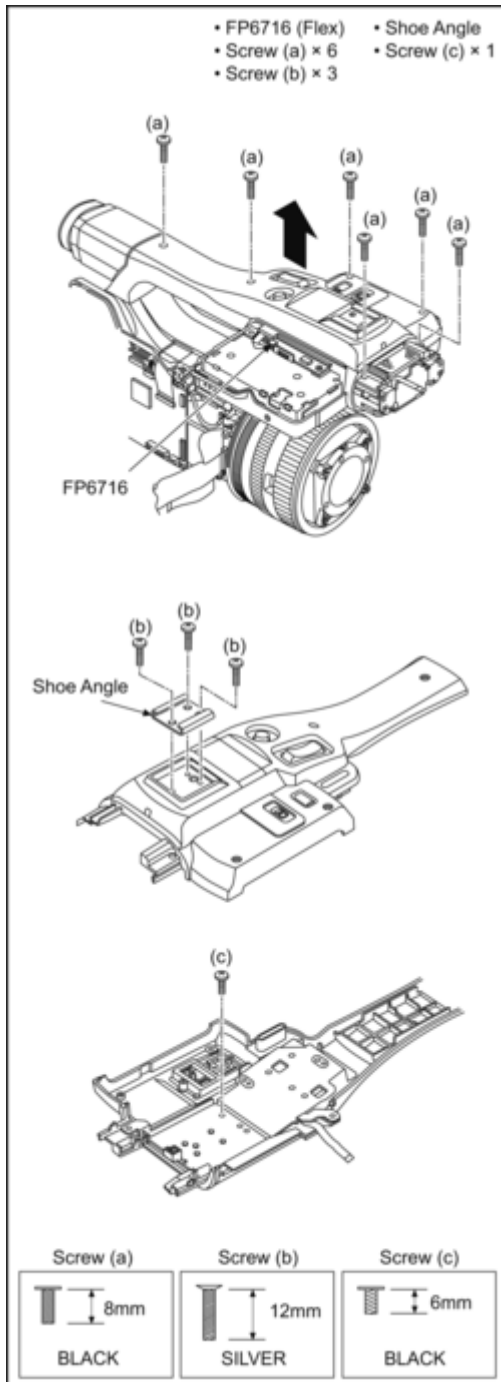
(Fig. D13)

8.3.8 Removal of the XLR Front Unit

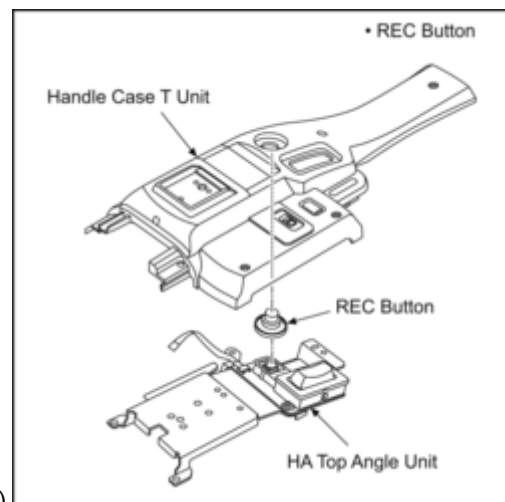


(Fig. D14)

8.3.9 Removal of the Handle Case T Unit, HA Top Angle Unit

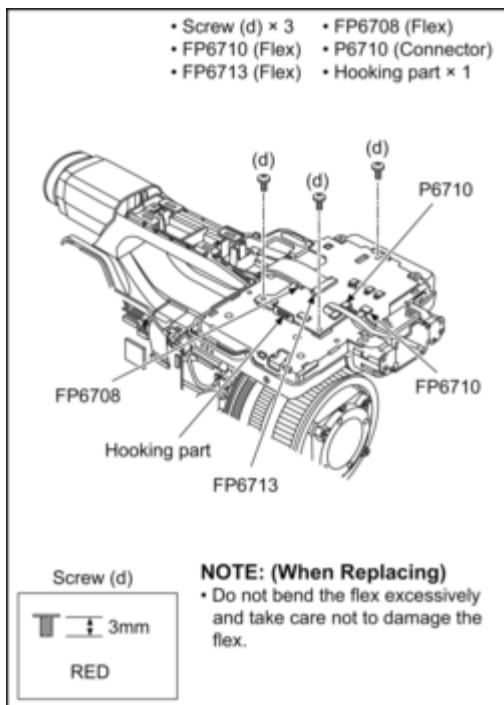


(Fig. D15)

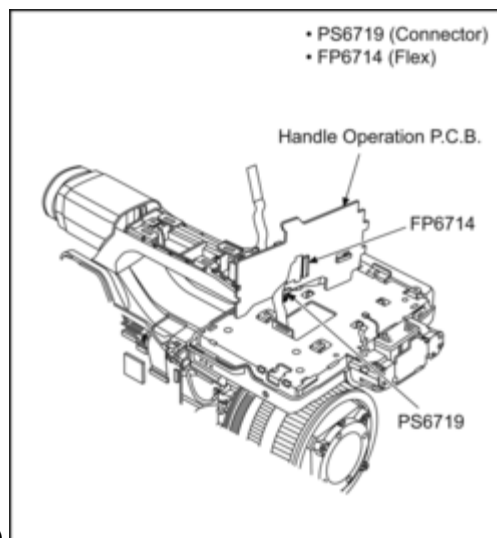


(Fig. D16)

8.3.10 Removal of the Handle Operation P.C.B.

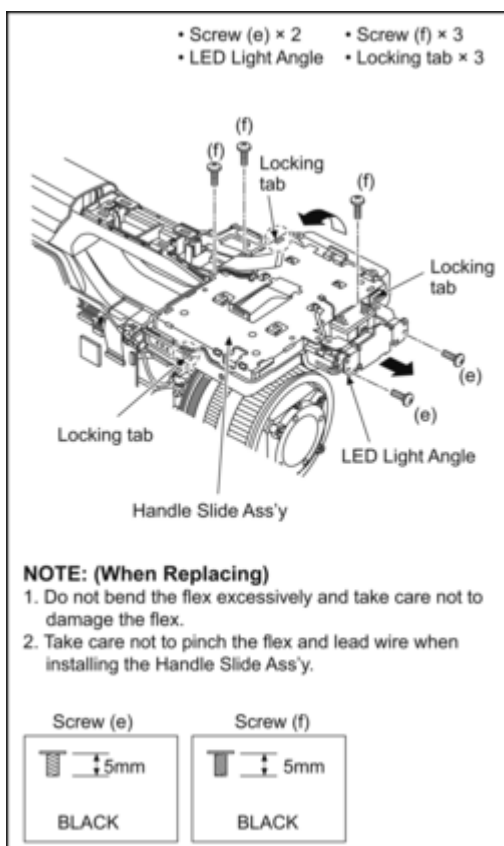


(Fig. D17)



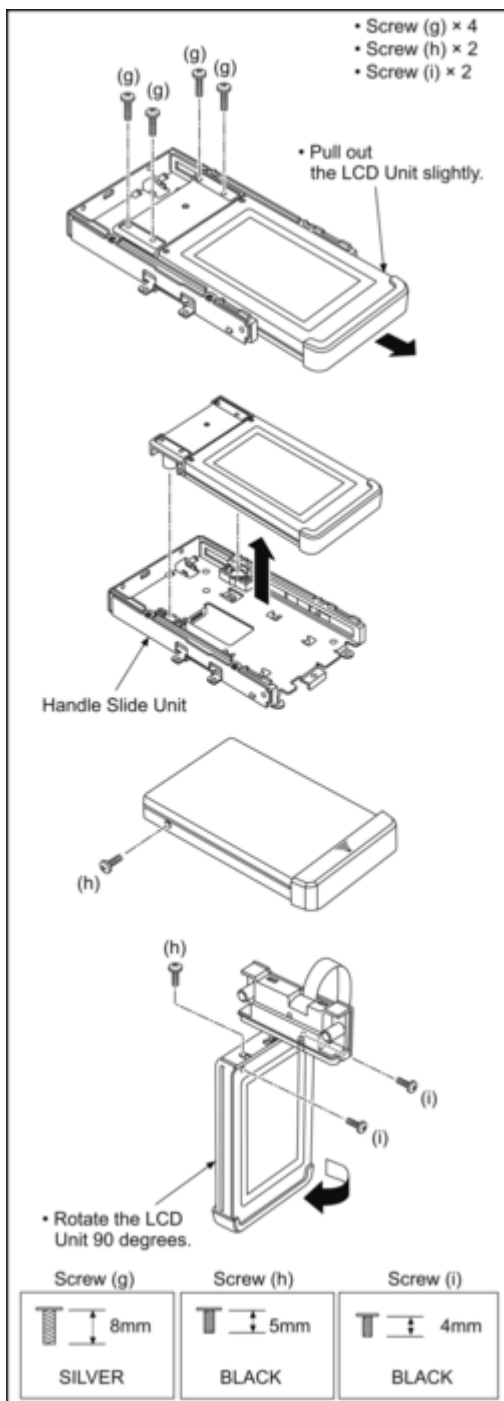
(Fig. D18)

8.3.11 Removal of the Handle Slide Ass'y

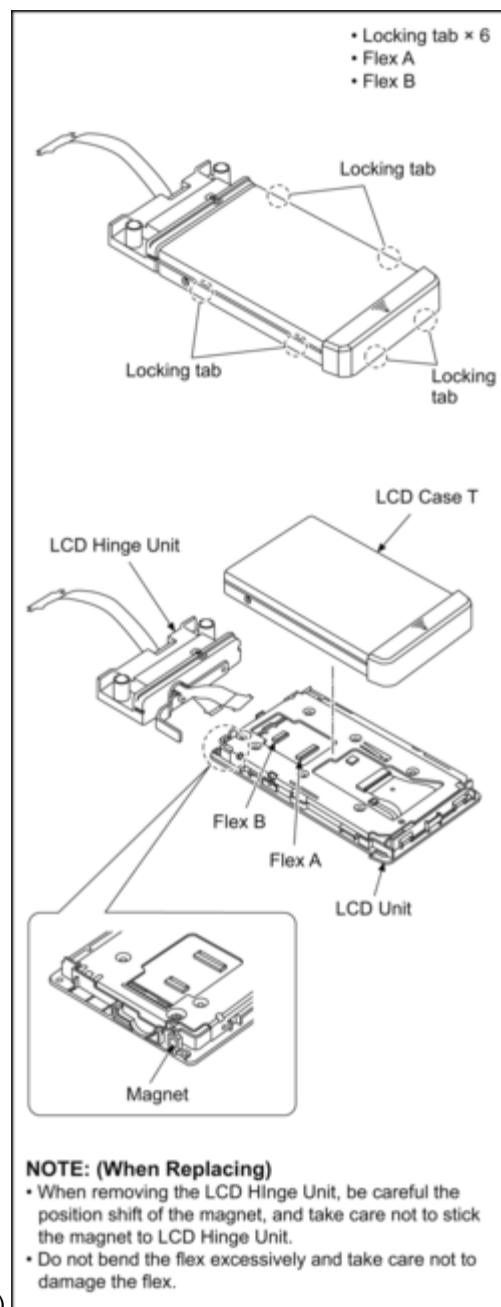


(Fig. D19)

8.3.12 Removal of the Handle Slide Unit, LCD unit, LCD Case T, LCD Hinge Unit

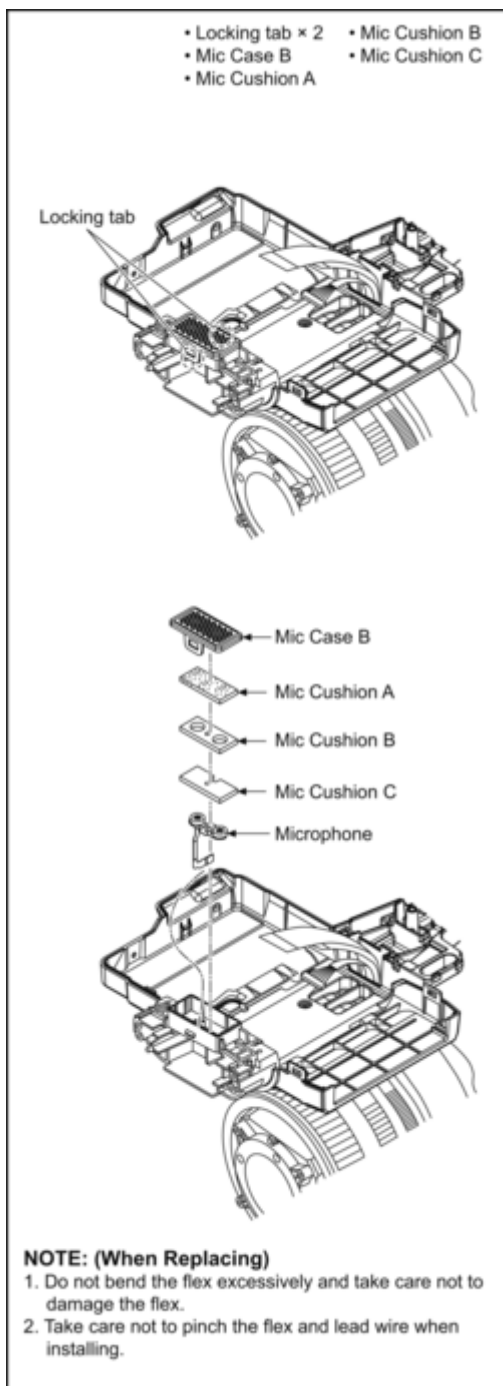


(Fig. D20)



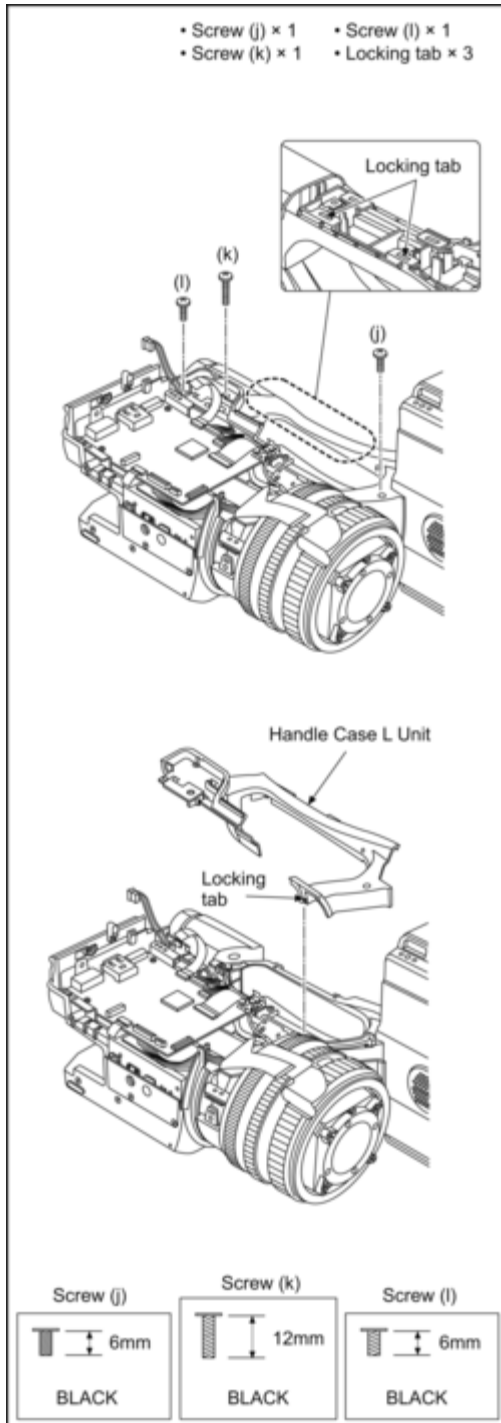
(Fig. D21)

8.3.13 Removal of the Microphone



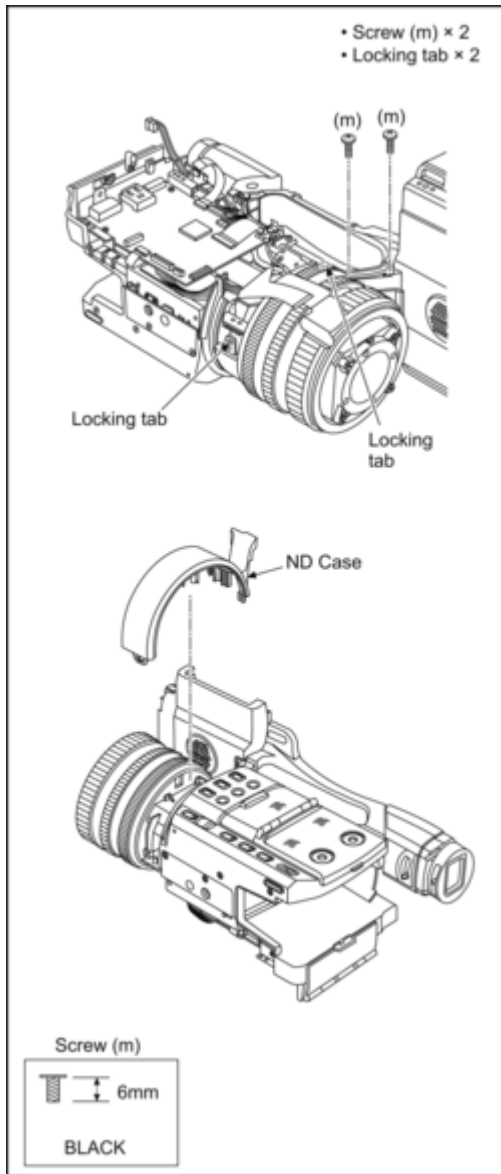
(Fig. D22)

8.3.14 Removal of the Handle Case L Unit



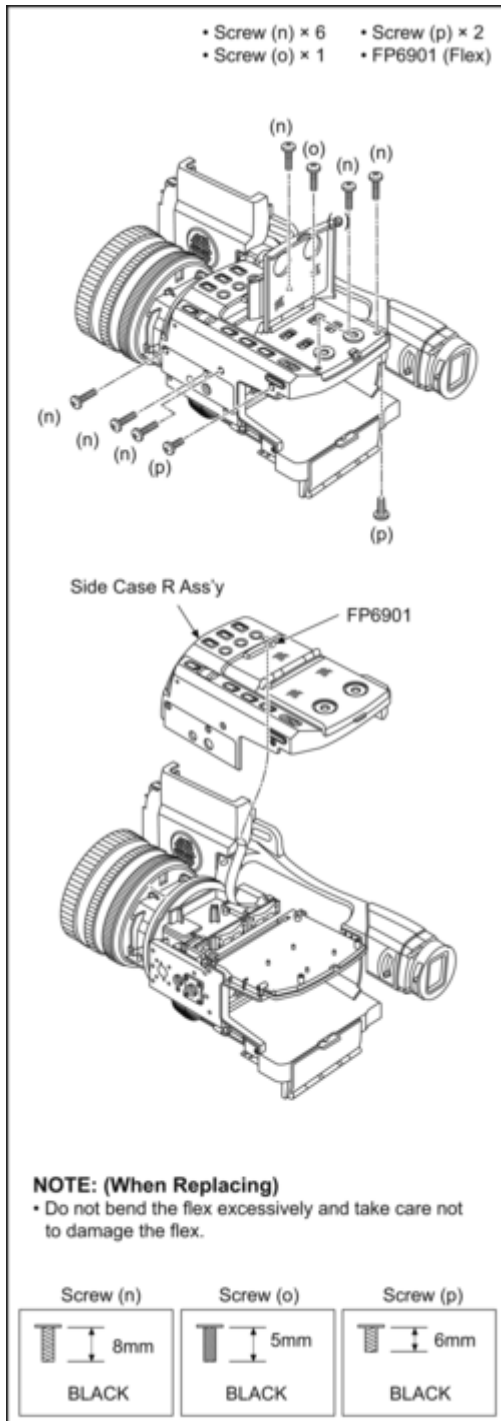
(Fig. D23)

8.3.15 Removal of the ND Case



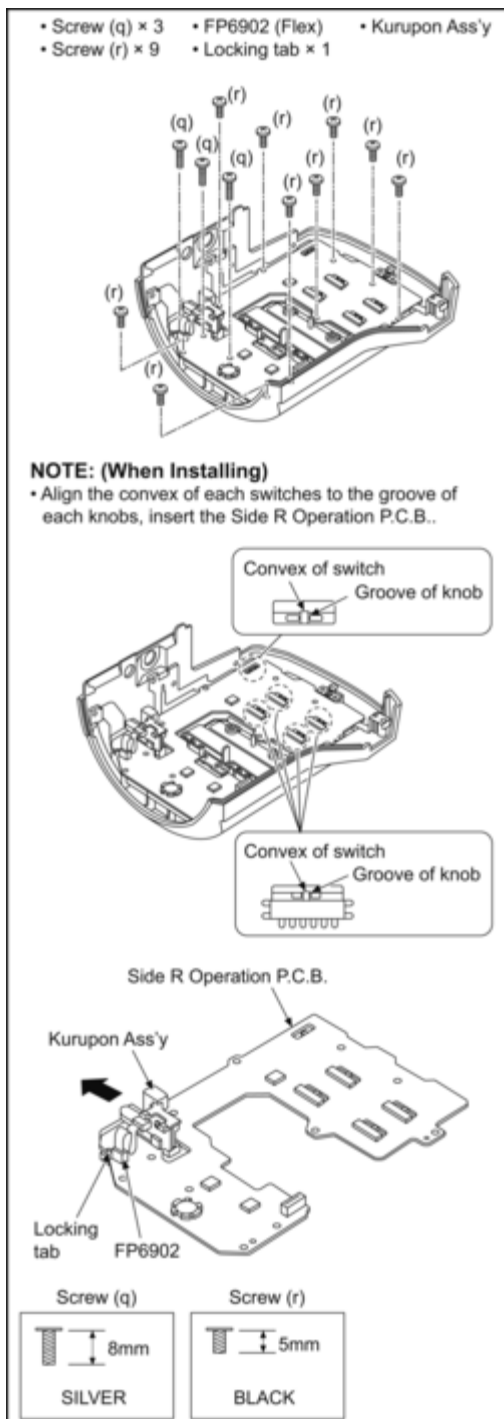
(Fig. D24)

8.3.16 Removal of the Side Case R Ass'y



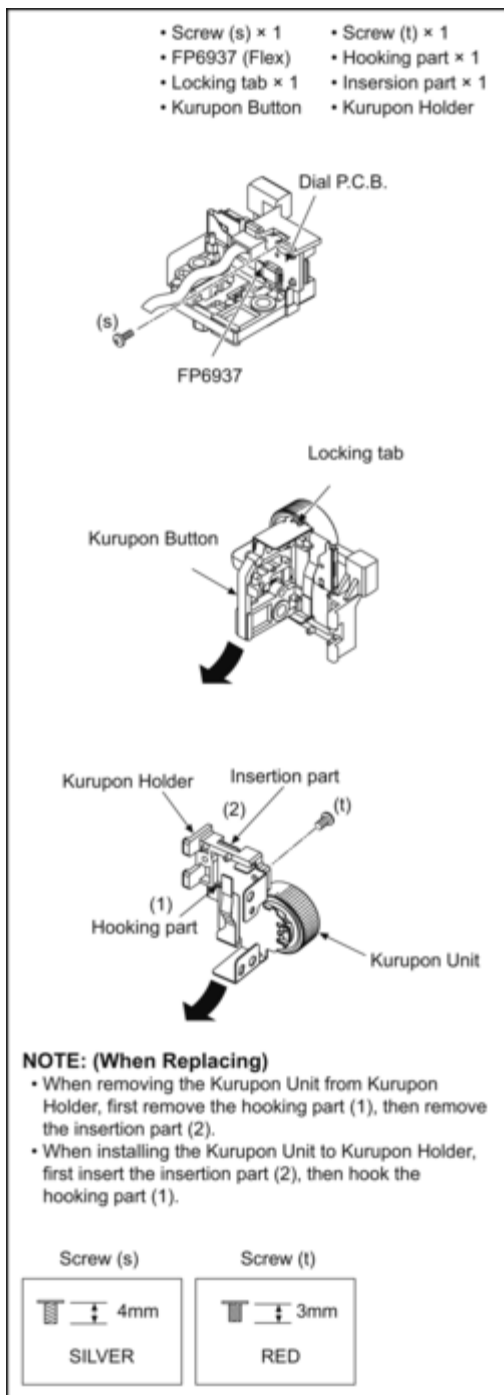
(Fig. D25)

8.3.17 Removal of the Side R Operation P.C.B.



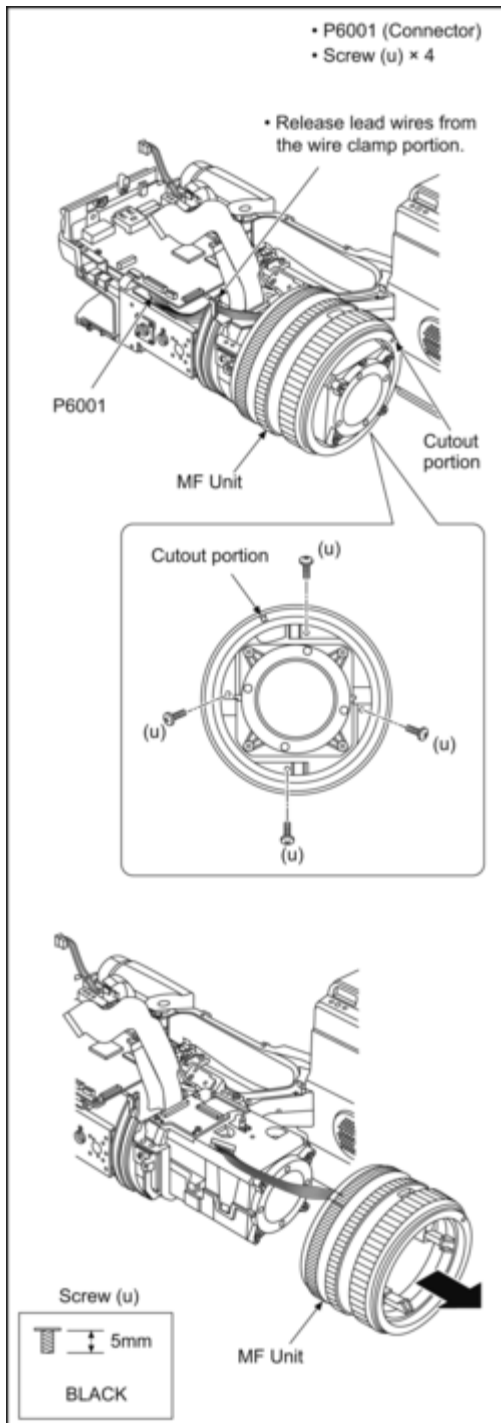
(Fig. D26)

8.3.18 Removal of the Dial P.C.B., Kurupon Unit



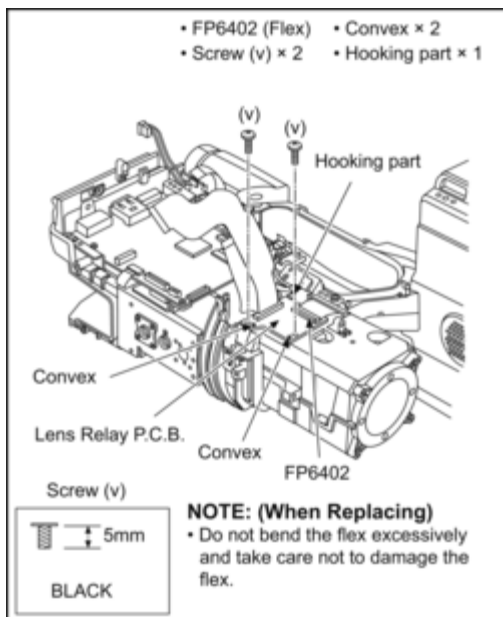
(Fig. D27)

8.3.19 Removal of the MF Unit



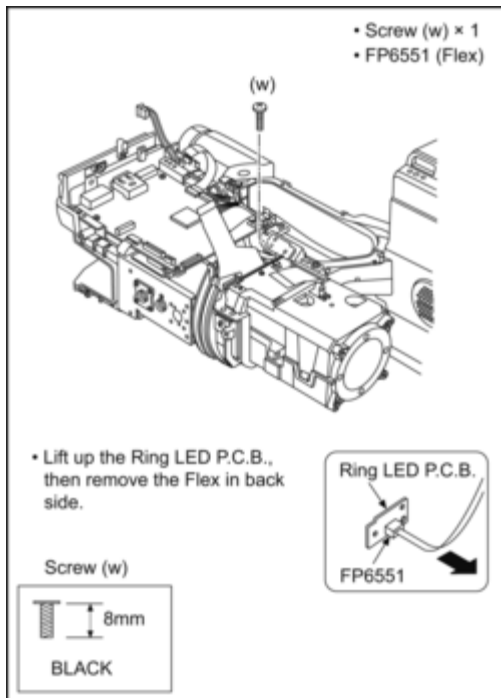
(Fig. D28)

8.3.20 Removal of the Lens Relay P.C.B.

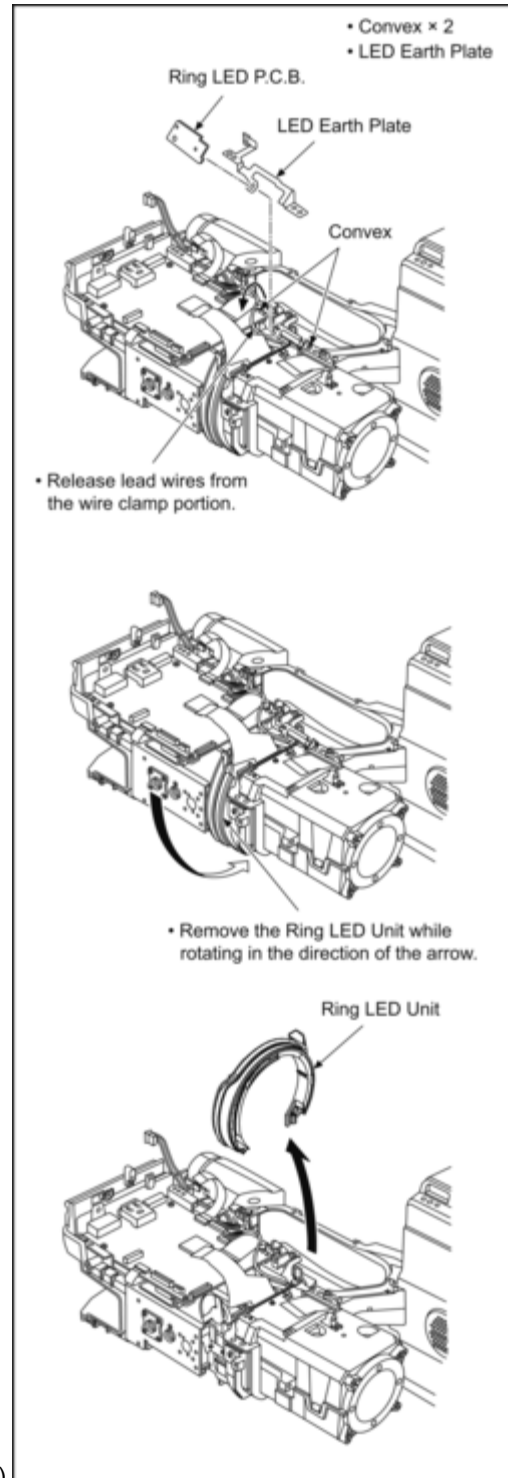


(Fig. D29)

8.3.21 Removal of the Ring LED P.C.B., Ring LED Unit

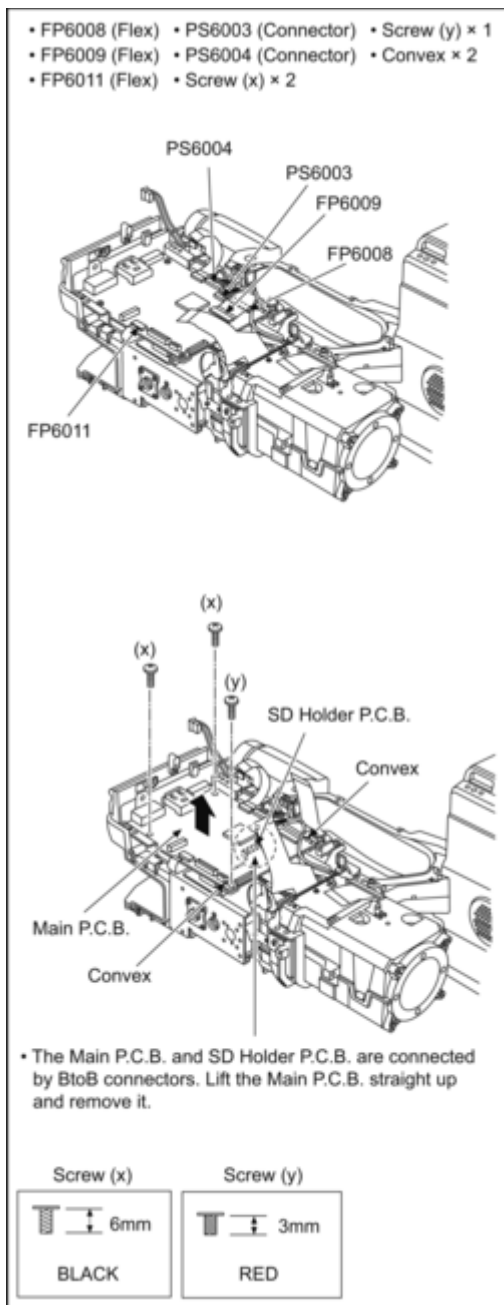


(Fig. D30)

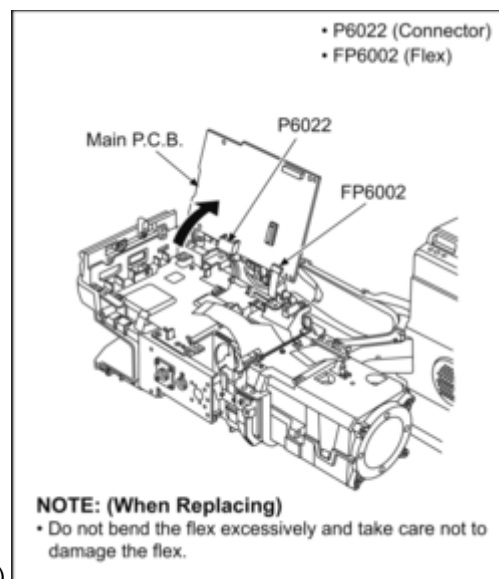


(Fig. D31)

8.3.22 Removal of the Main P.C.B.

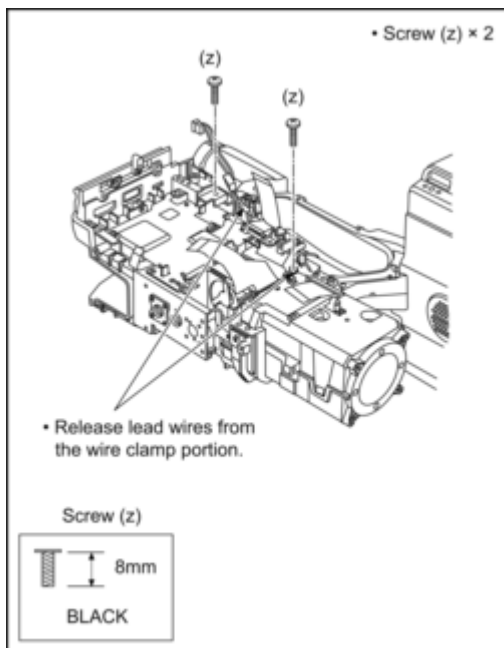


(Fig. D32)

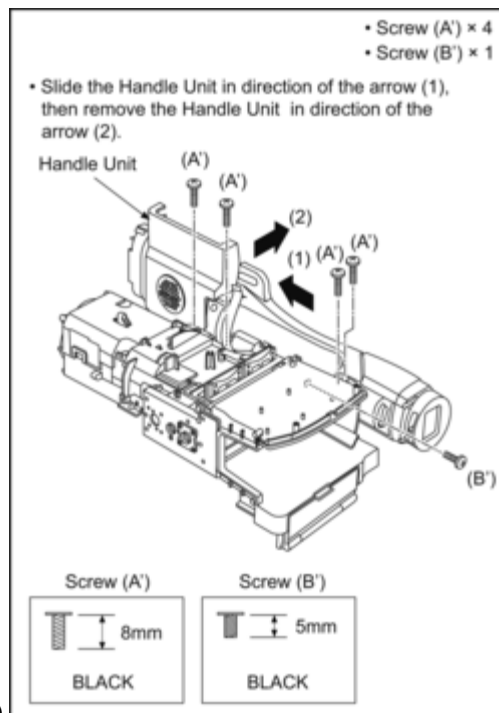


(Fig. D33)

8.3.23 Removal of the Handle Unit

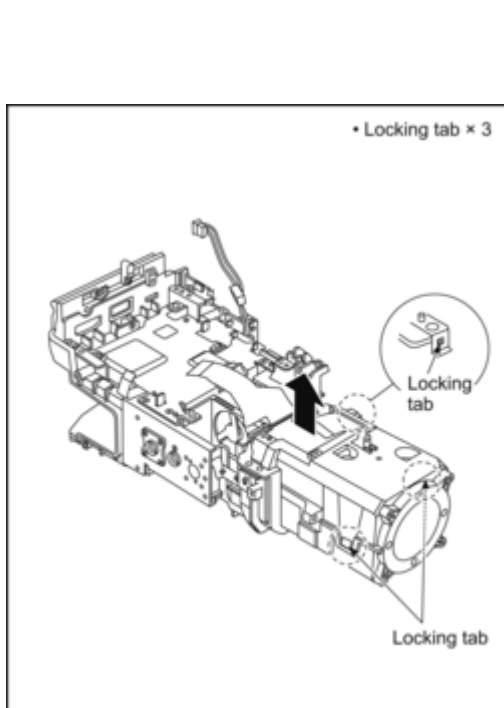


(Fig. D34)

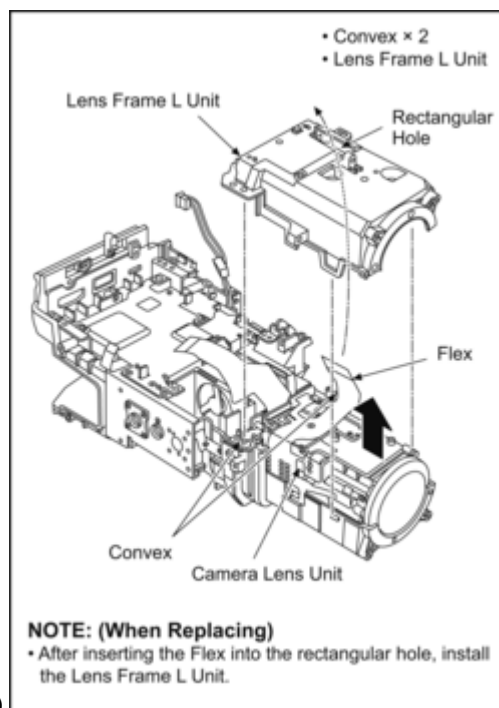


(Fig. D35)

8.3.24 Removal of the Camera Lens Unit

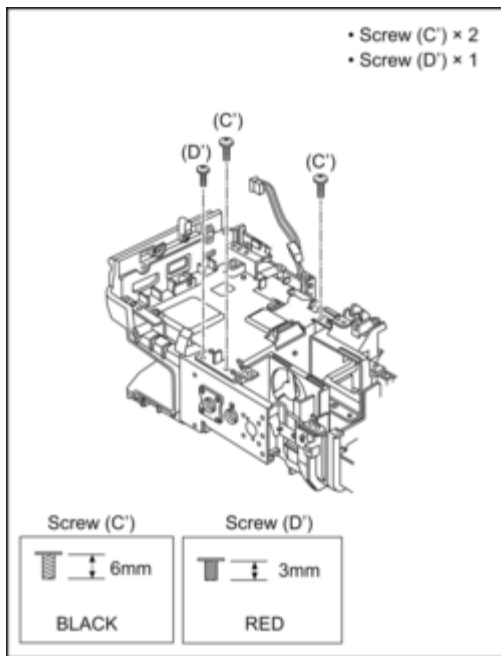


(Fig. D36)

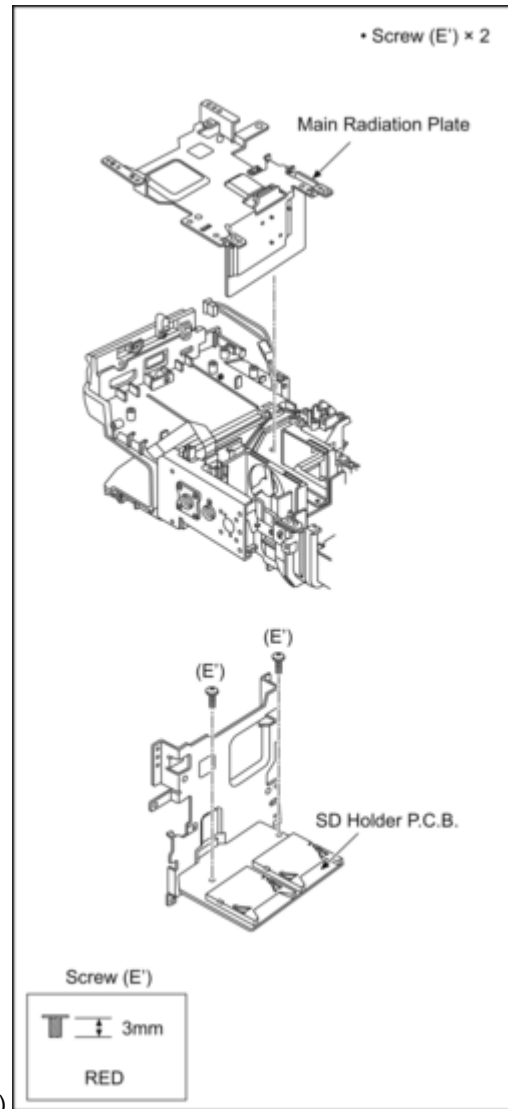


(Fig. D37)

8.3.25 Removal of the Main Radiation Plate, SD Holder P.C.B.

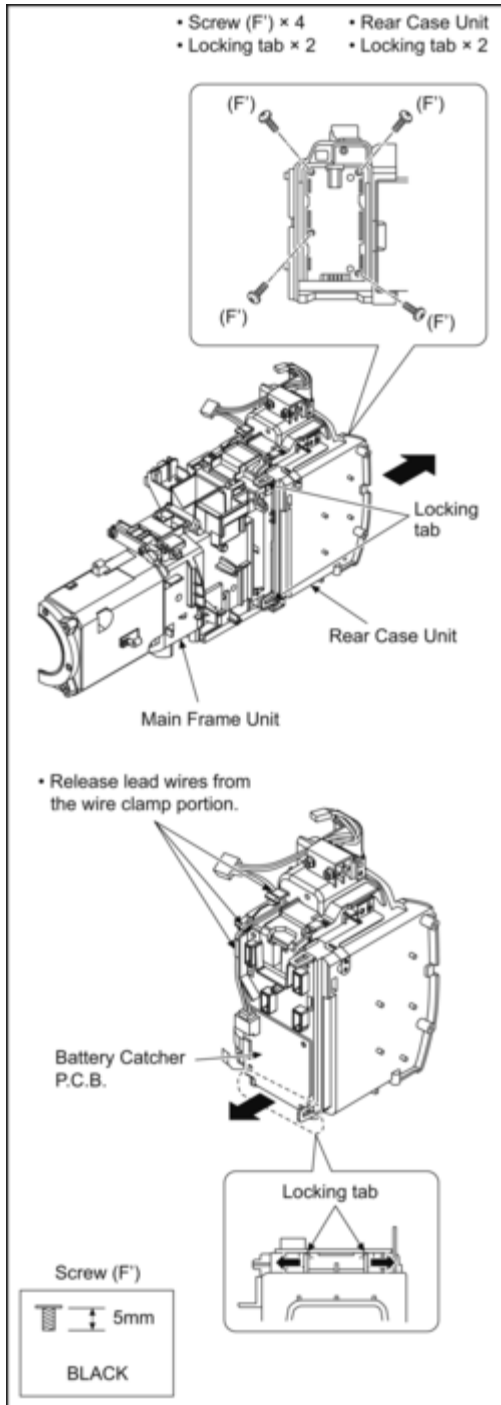


(Fig. D38)



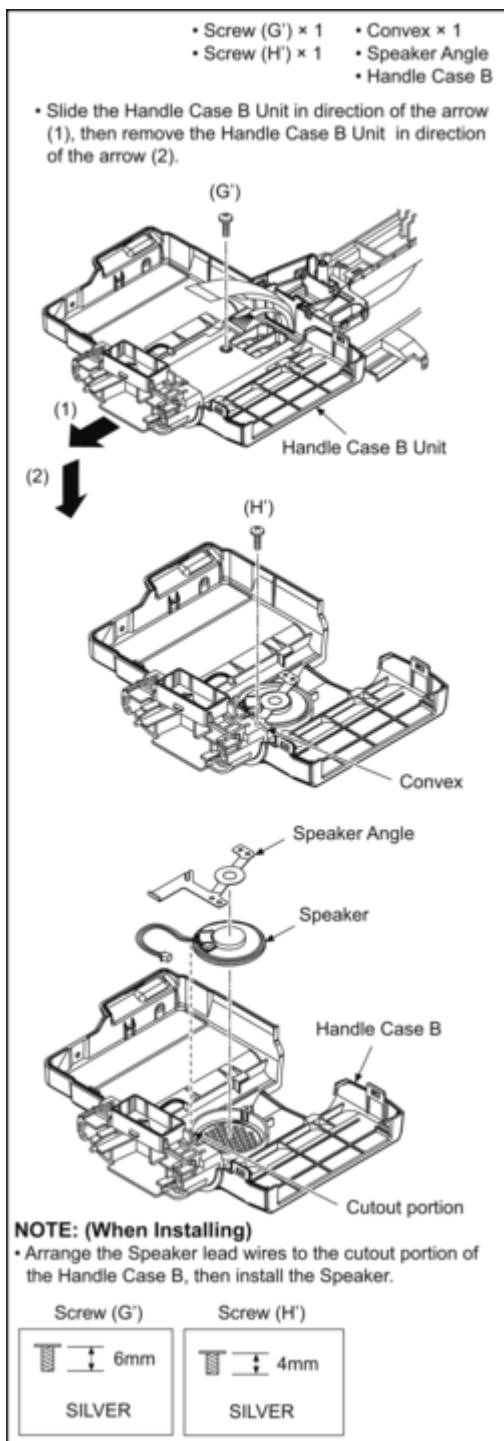
(Fig. D39)

8.3.26 Removal of the Battery Catcher P.C.B.



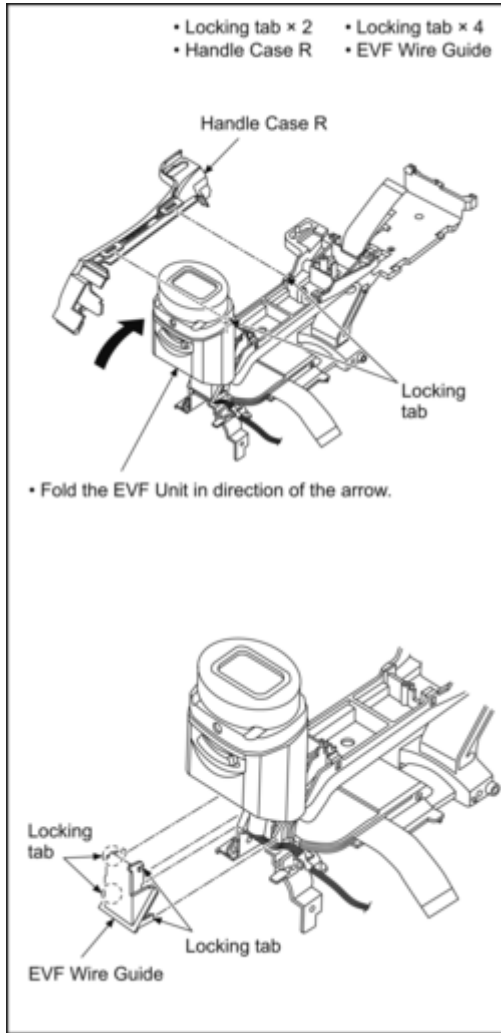
(Fig. D40)

8.3.27 Removal of the Speaker

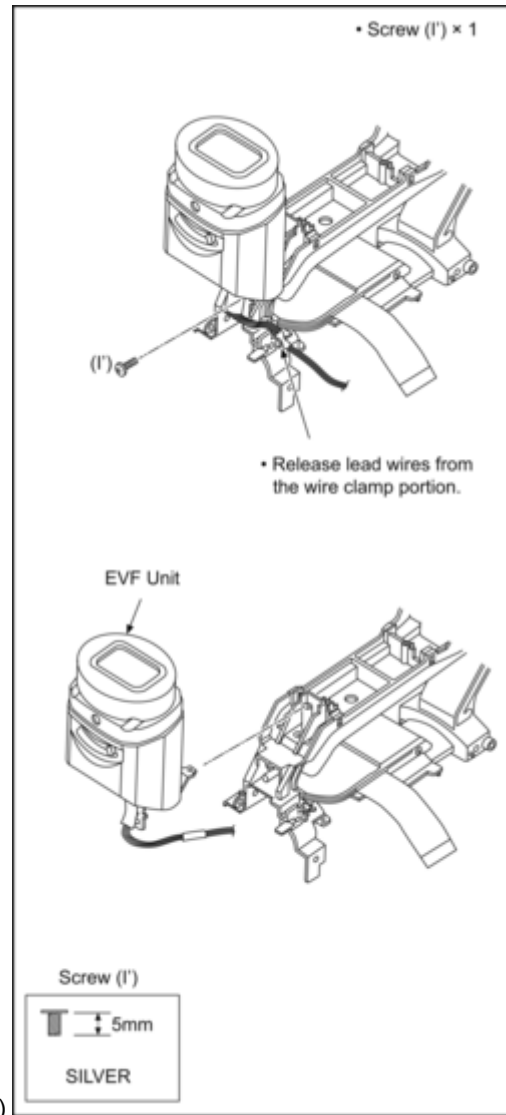


(Fig. D41)

8.3.28 Removal of the EVF Unit

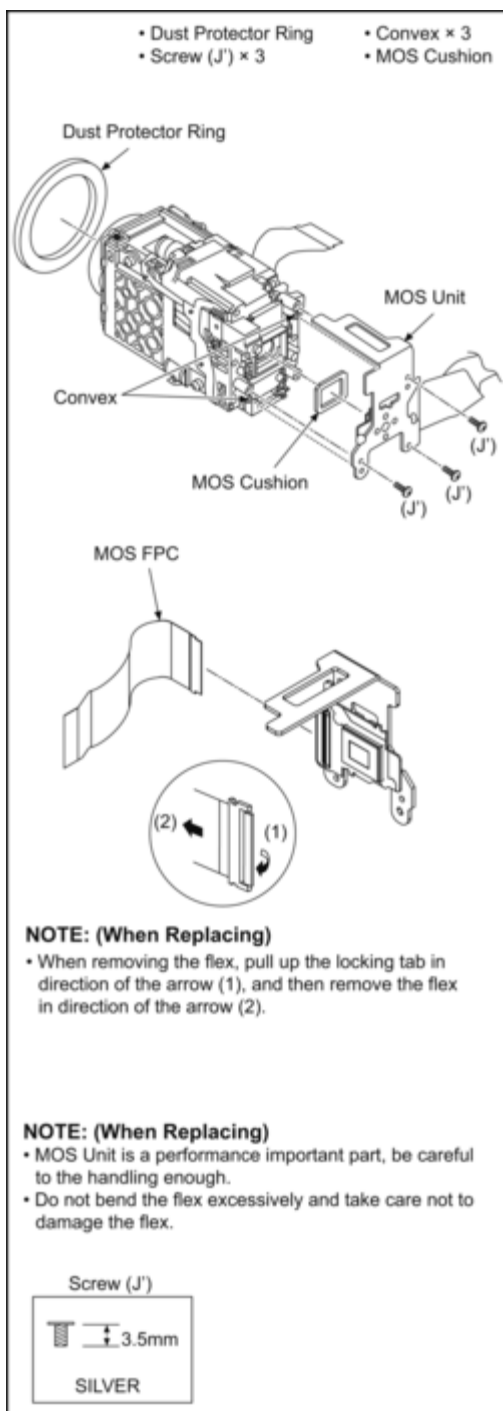


(Fig. D42)



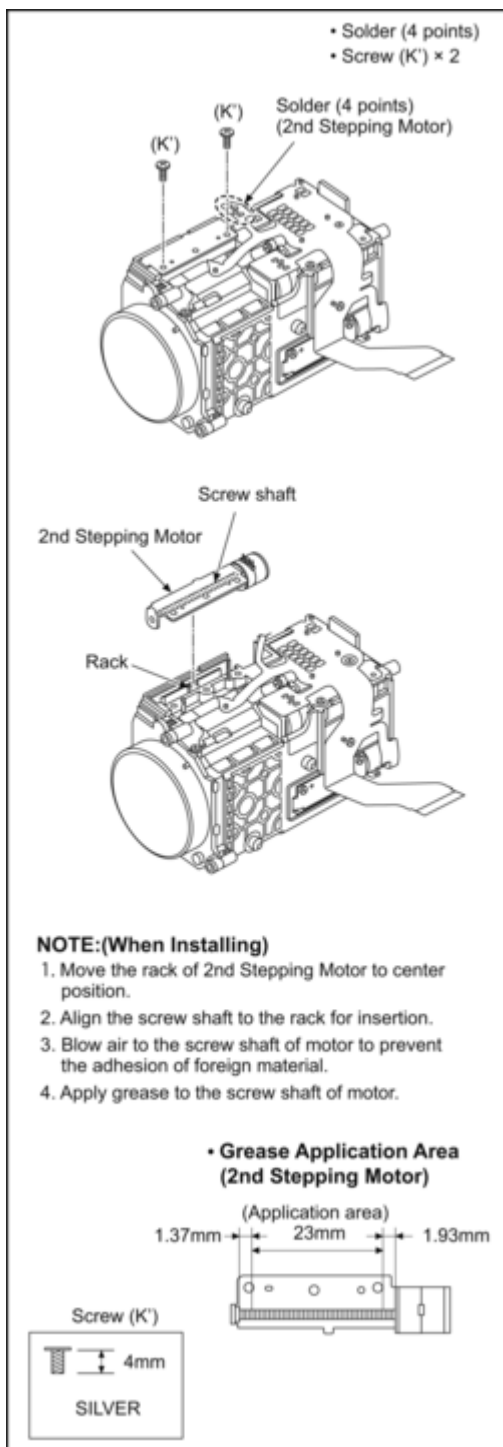
(Fig. D43)

8.3.29 Removal of the MOS Unit, MOS FPC



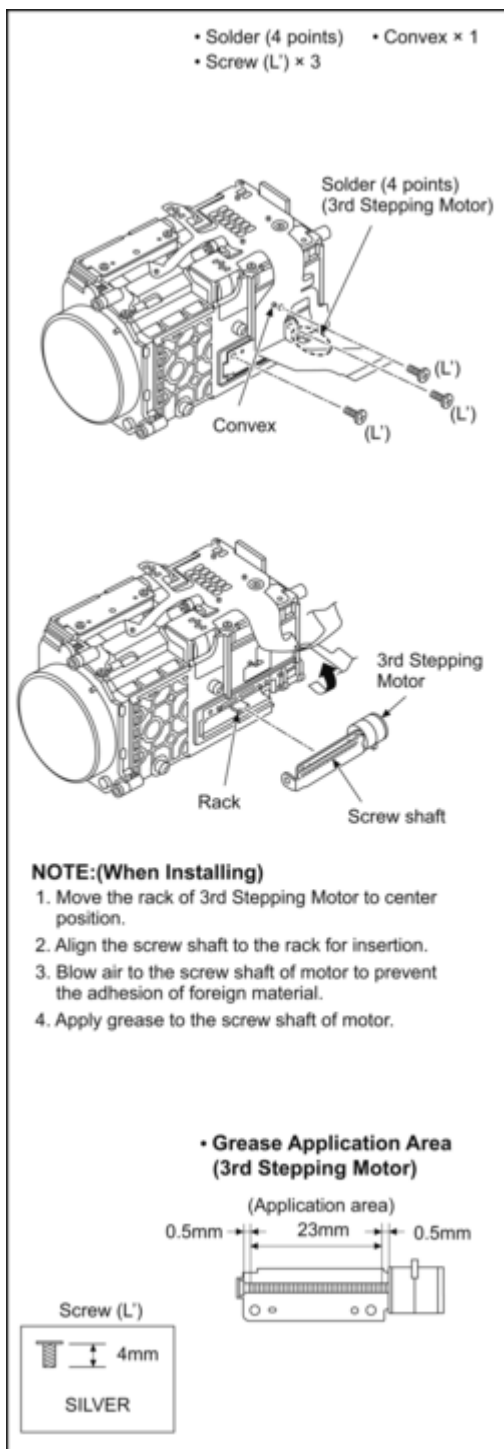
(Fig. D44)

8.3.30 Removal of the 2nd Stepping Motor



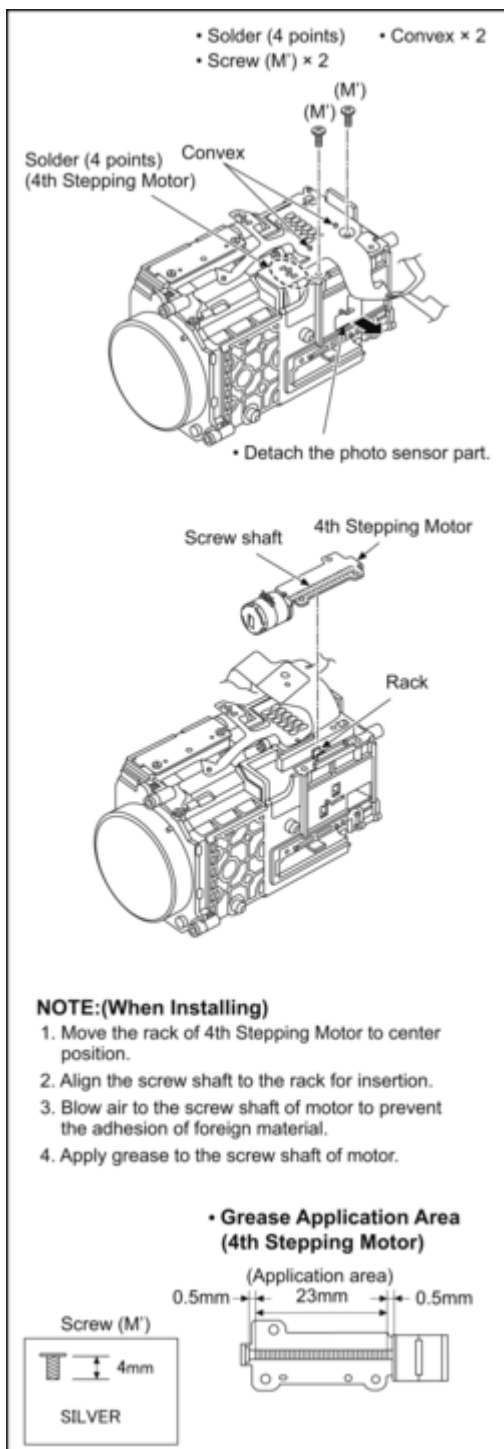
(Fig. D45)

8.3.31 Removal of the 3rd Stepping Motor



(Fig. D46)

8.3.32 Removal of the 4th Stepping Motor



(Fig. D47)

9 Measurements and Adjustments

9.1 Electric Adjustment

- An exclusive jig are necessary for electric adjustment.
- Connection and location method of the main unit and an exclusive adjustment jig as follows.

Figure of connection

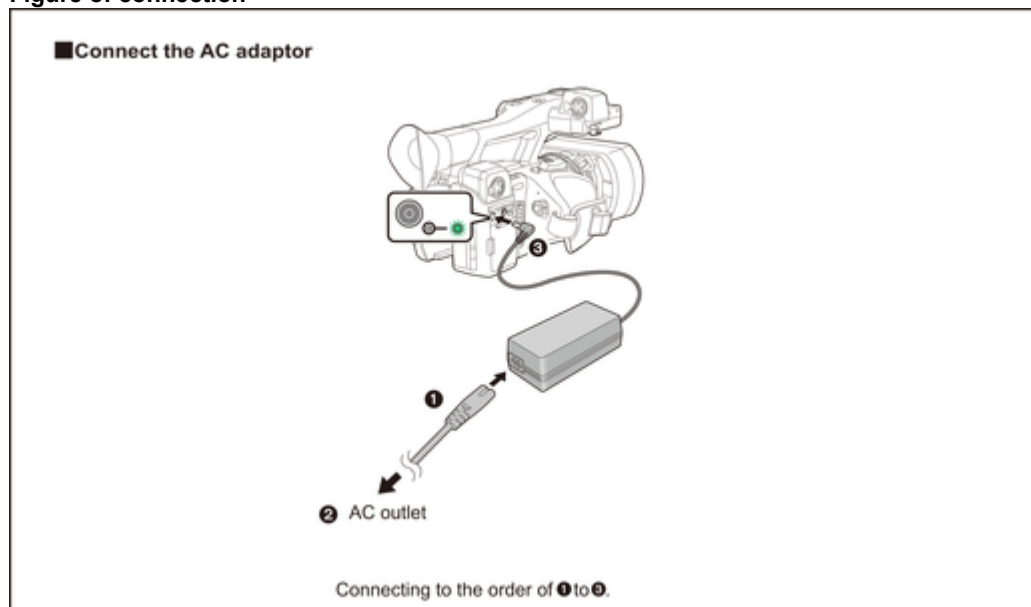
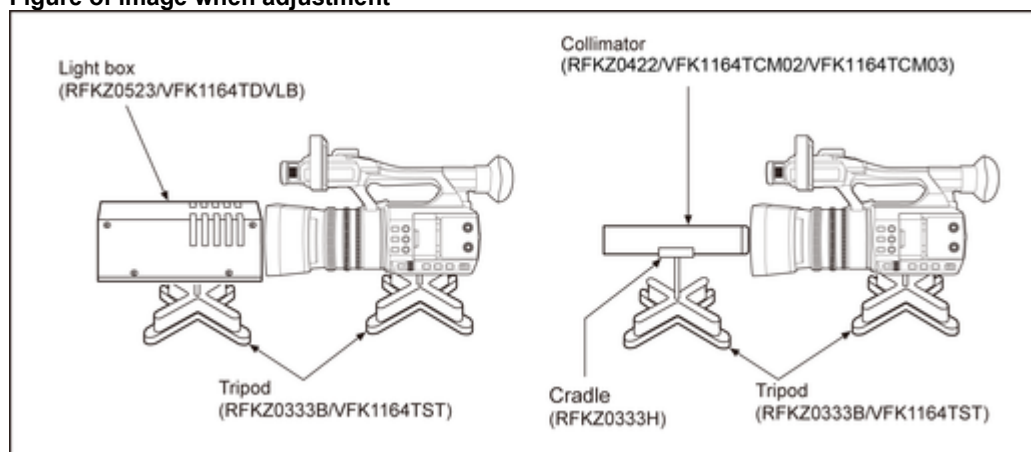


Figure of image when adjustment



Part Number of jig

1. Basic Jig

Item	Contents
AC adaptor	Banded with camcorder
AC Cable	Banded with camcorder

2. Optical Jig for Camera Adjustment

Item	Part number	Remarks
Light box	VFK1164TDVLB/RFKZ0523*	Need external power supply: 12V ± 0.1V /1.8A or over
Collimator with focus chart	(VFK1164TCM02/VFK1164TCM03/RFKZ0422*)	Same as DSC
CC filter	3100K/5100K	VFK1164CC10G
C2 Filter	5100K	VFK1164LBB2
C8 Filter	5100K	VFK1164LBB8
ND Filter 0.1	3100K	VFK1164ND01
ND Filter 0.6	3100K	VFK1164ND06
Adjustment chart for Level Shot	Banded with this Manual	For Level shot adjustment

* RFKZ0523 and RFKZ0422 (same as DSC) are recommended.

[Level Shot Adjustment Chart]

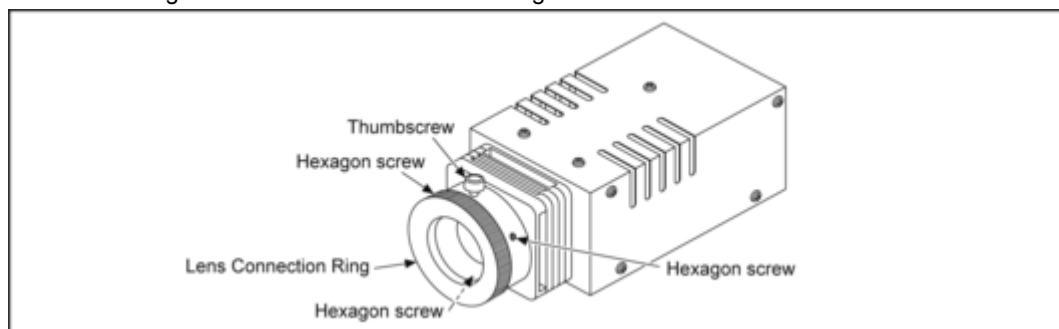


9.1.1 About Light Box

When using VFK1164TDVLB Light Box

If using VFK1164TDVLB Light Box, remove the lens connection ring by loosening thumbscrew and three hexagon screws.

* RFKZ0523 Light Box has no lens connection ring.




How to remove the Front Hood


In order to utilize maximum of the diffusing surface of light box, some adjustment items need the distance between diffusing surface of light box and camera body becomes several centimeters.

Before the adjustments, remove the front hood of light box following steps below.

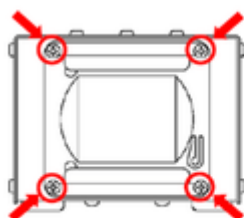
[For VFK1164TDVLB Light Box]




- (1) Unscrew the 8 screws. Slide the body case, then lift it up.
- (2) Unscrew the 4 screws.
- (3) Remove the front hood, install the body case, then tighten the 8 screws.



[For RFKZ0523 Light Box]



Unscrew the 4 screws, then remove the front hood.



9.1.2 Adjustment Items

Adjustment item as follows.

Replacement part	Adjustment item		Adjustments							Settings	
			Zoom Lever adjustment	Camera adjustment ^{*1}	Zoom/tracking adjustment	Indoor white balance adjustment	Outdoor white balance adjustment	Level shot adjustment ^{*2}	Touch panel calibration	Model setting	Factory settings
MAIN P.C.B.	IC701	LENS DRIVE IC	-	○	○	-	-	○	-	-	-
	IC751	ROLL GYRO	-	○	-	-	-	○	-	-	-
	IC1231	DC/DC_IC (REG1.8V_I/O)	-	○	○	○	○	○	-	-	-
	IC1421	REG3V_I/O	○	○	○	○	○	○	-	-	-
	IC3401	VENUS ENGINE	○	-	-	-	-	○	-	-	-
	IC3404	FLASH ROM	○	○	○	○	○	○	-	○	○
BATTERY CATCHER P.C.B.	IC6301	PIT/YAW GYRO	-	○	-	-	-	○	-	-	-
	IC6302	ACCELEROMETER	-	-	-	-	-	○	-	-	-
CAMERA LENS UNIT			-	○	○	○	○	○	-	-	-
LCD UNIT			-	-	-	-	-	○	○	-	-

*1...IRIS adjustment, OIS hall amp adjustment, Missing pixels compensation, OIS gyro adjustment, AGS adjustment

*2...When parts are exchanged, this adjustment is indispensable.

9.1.3 Adjustment Procedure

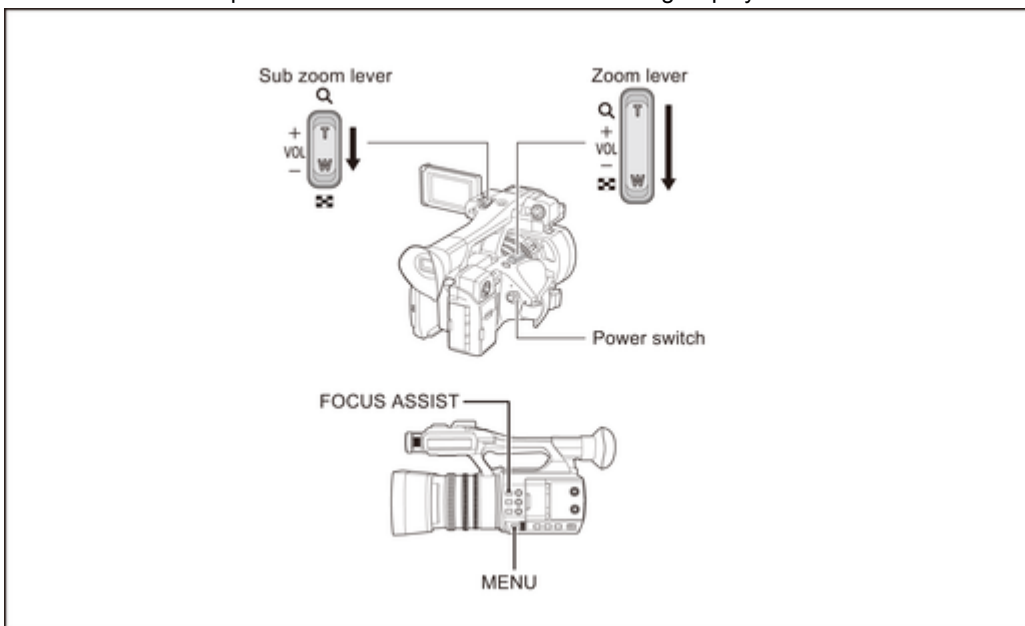
All adjustments except "Touch Panel Calibration" and "Factory Setting" performs using "14 Adjustment function for the

service” in service mode menu.

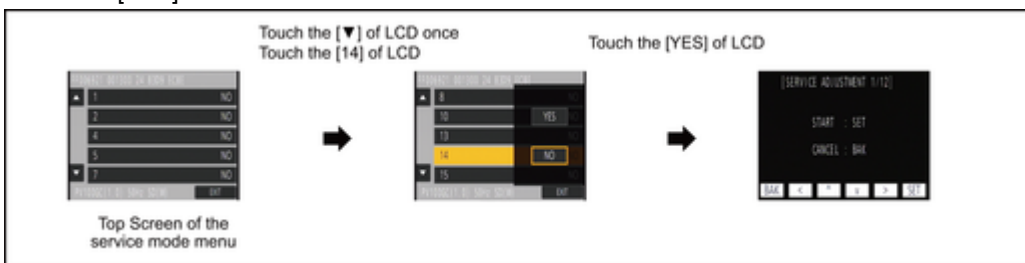
“Touch Panel Calibration” is performed using 16 of service mode menu and “Factory Setting” is performed using 1 of service mode menu. Refer to “6 Service mode” and “10 Factory Setting”.

[Execute adjustment function for service]

1. Set the power switch to ON, and turn to ON.
2. While pressing the “MENU” button to “FOCUS ASSIST” button and “Zoom lever” (or “Sub zoom lever”) to W side for more than 3 seconds until the top screen of the Service Mode Menu being displayed.



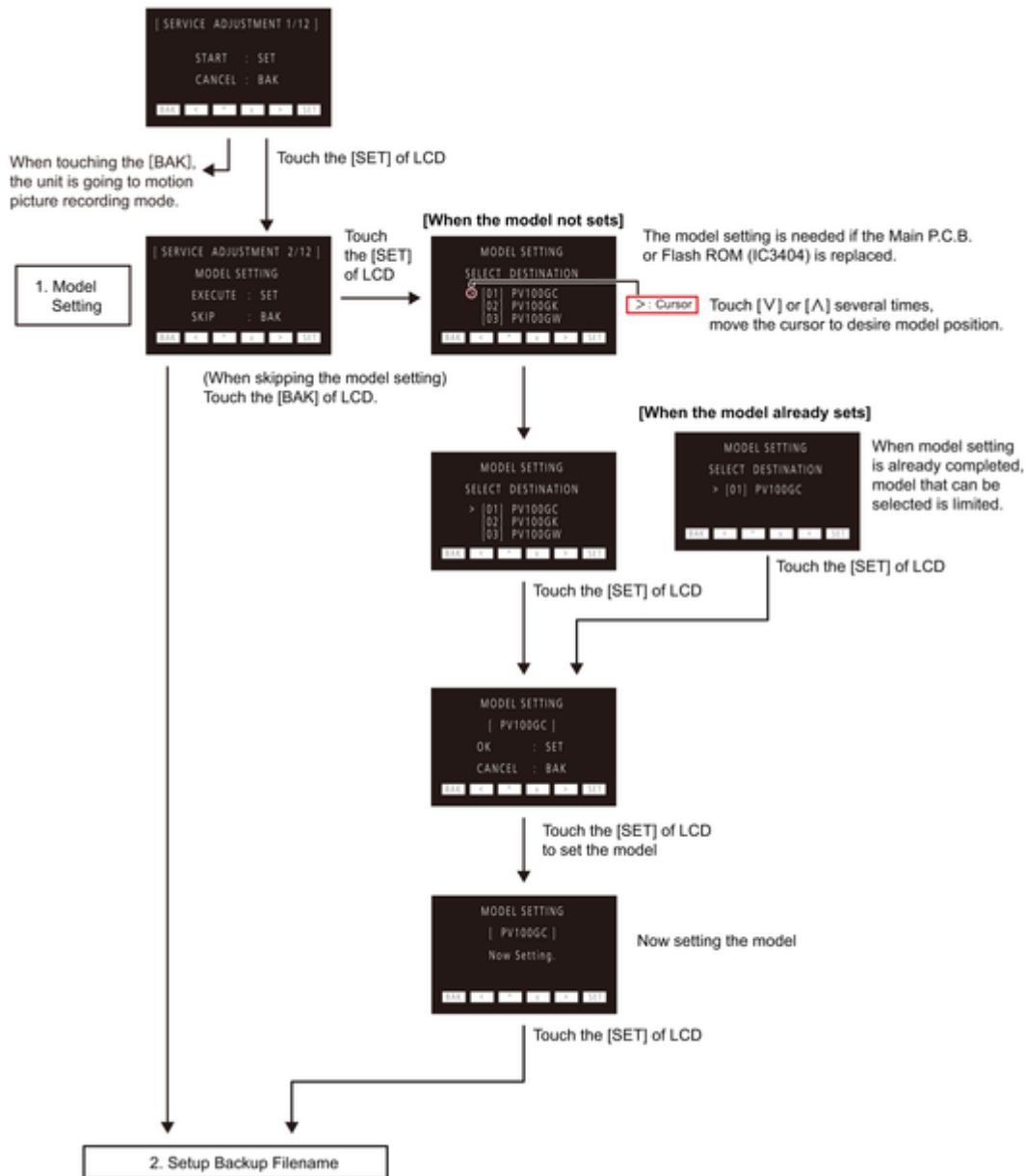
3. Touch the ▼ twice then touch the [14] of LCD.
4. Touch the [YES] of LCD.

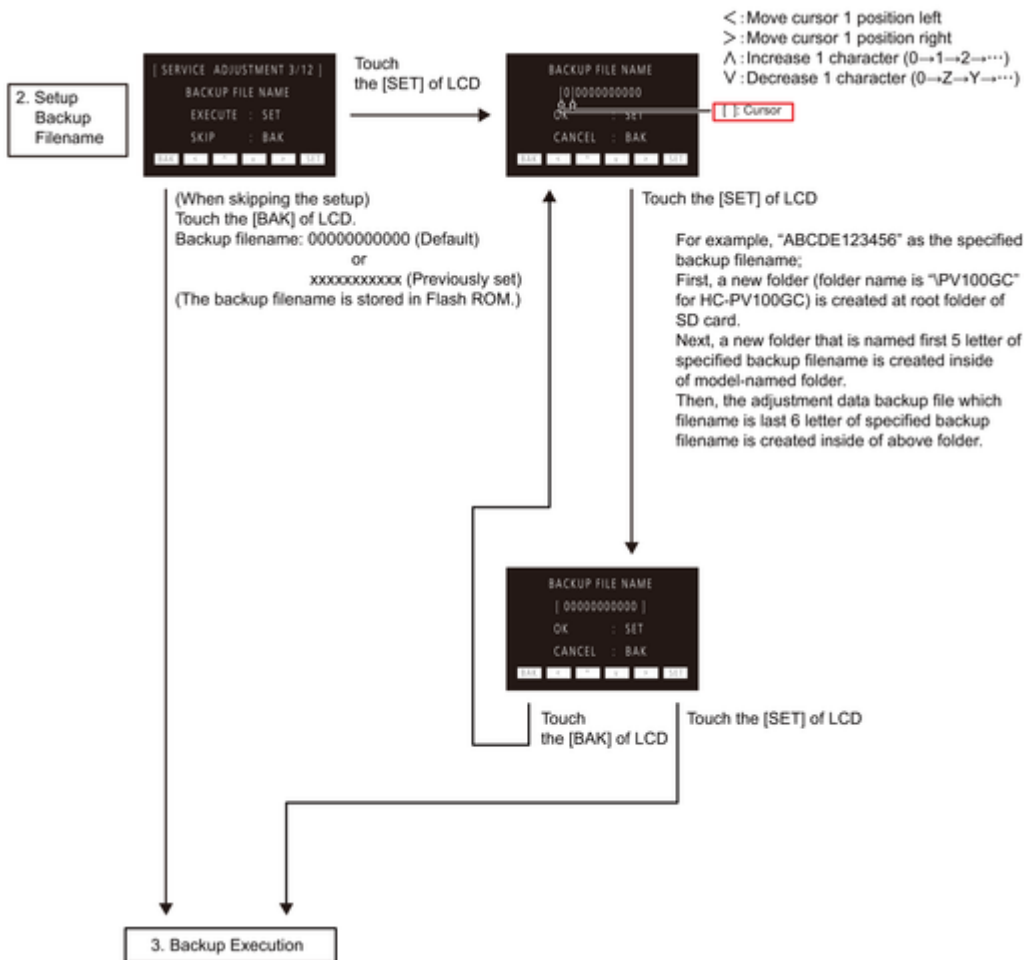


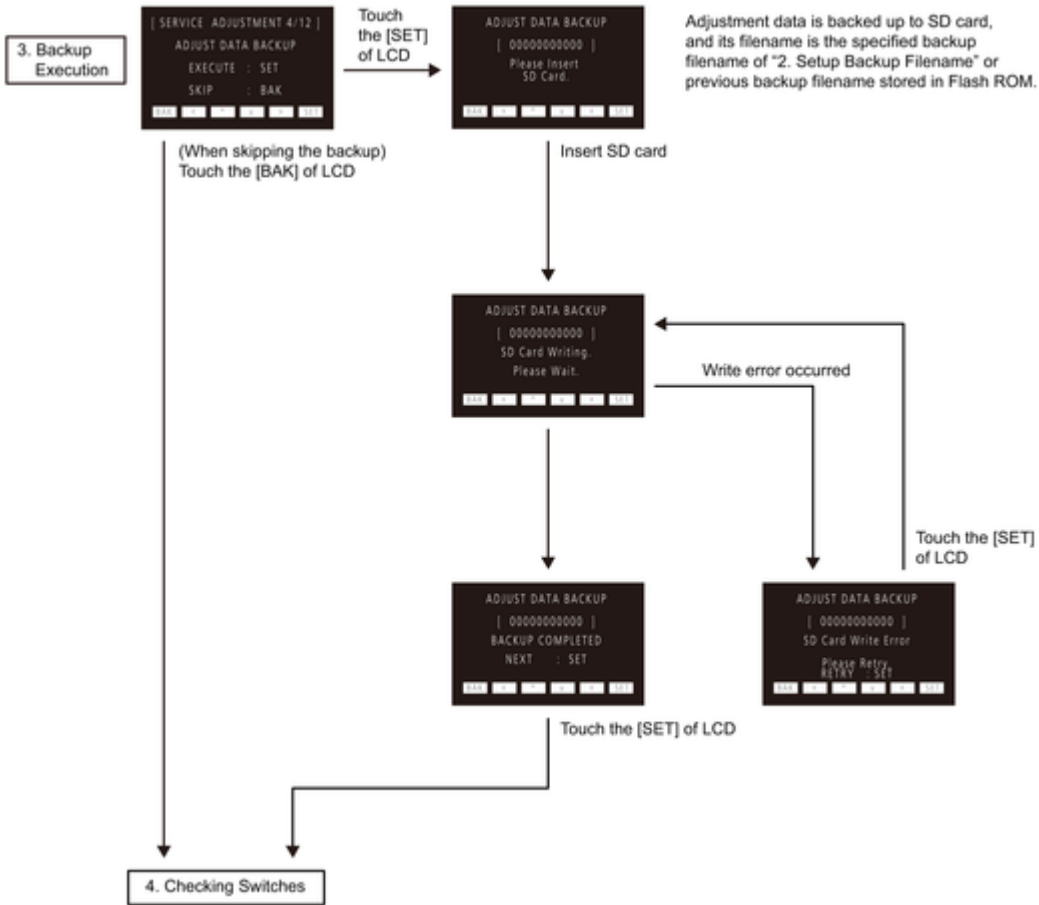
[Adjustment Procedure]

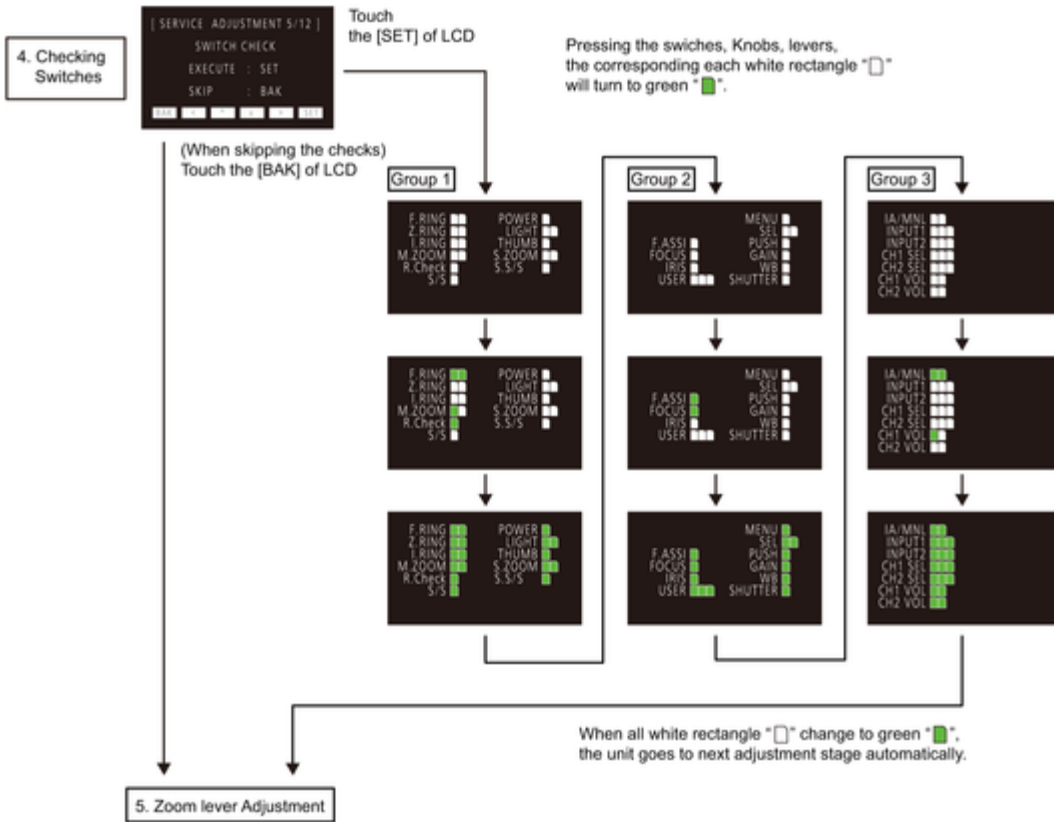
Adjustments and settings are performed following order:

1. Model setting
2. Filename setting for backup to SD card
3. Backing up adjustment data to SD card
4. Checking switches
5. Zoom Lever adjustment
6. Camera adjustment (Iris, Gyro, OIS, Missing pixels)
7. Zoom/tracking adjustment (with Zoom hysteresis adjustment)
8. Indoor white balance adjustment (CH GAIN, PWM, WB)
9. Outdoor white balance adjustment (PWM, WB)
10. Level shot adjustment

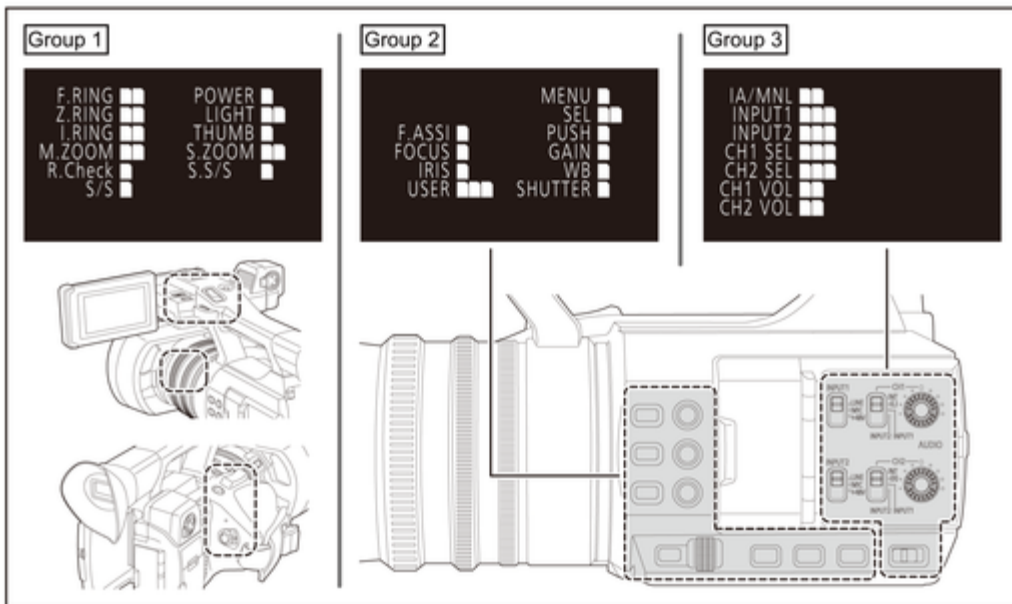


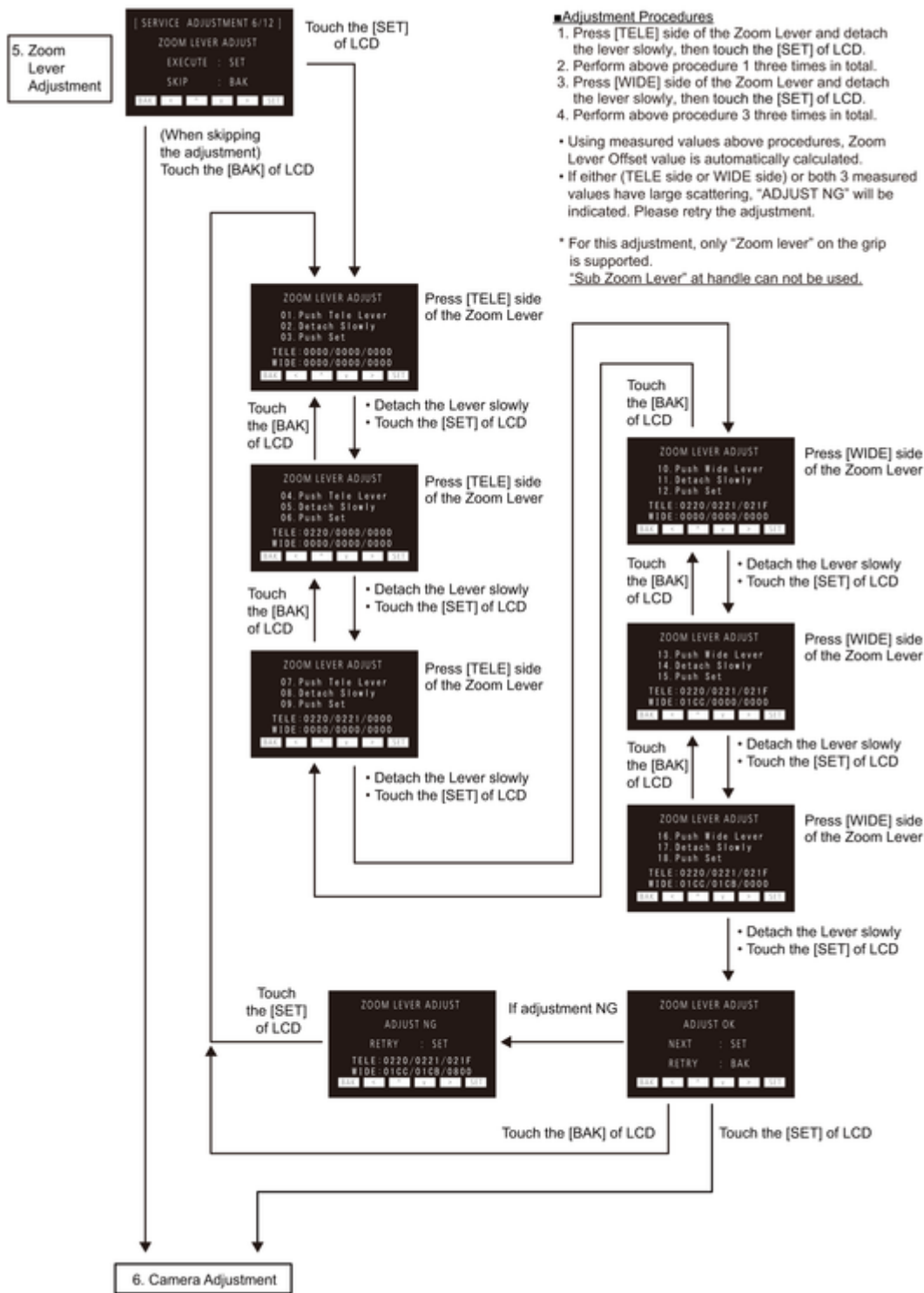






< Switches arrangement > * For location of switches, keys and etc., consult the pages of "Location of Controls and Components".



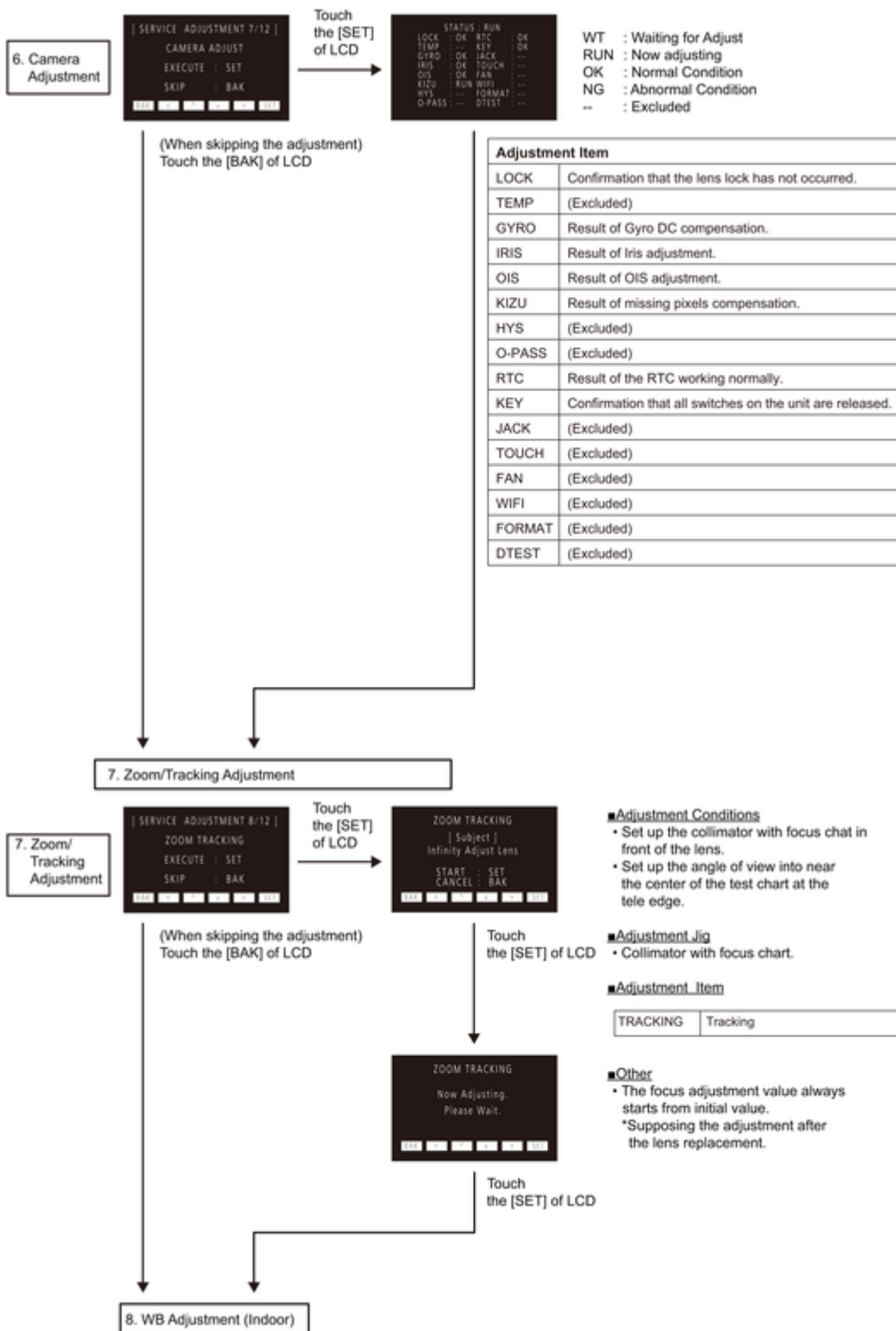


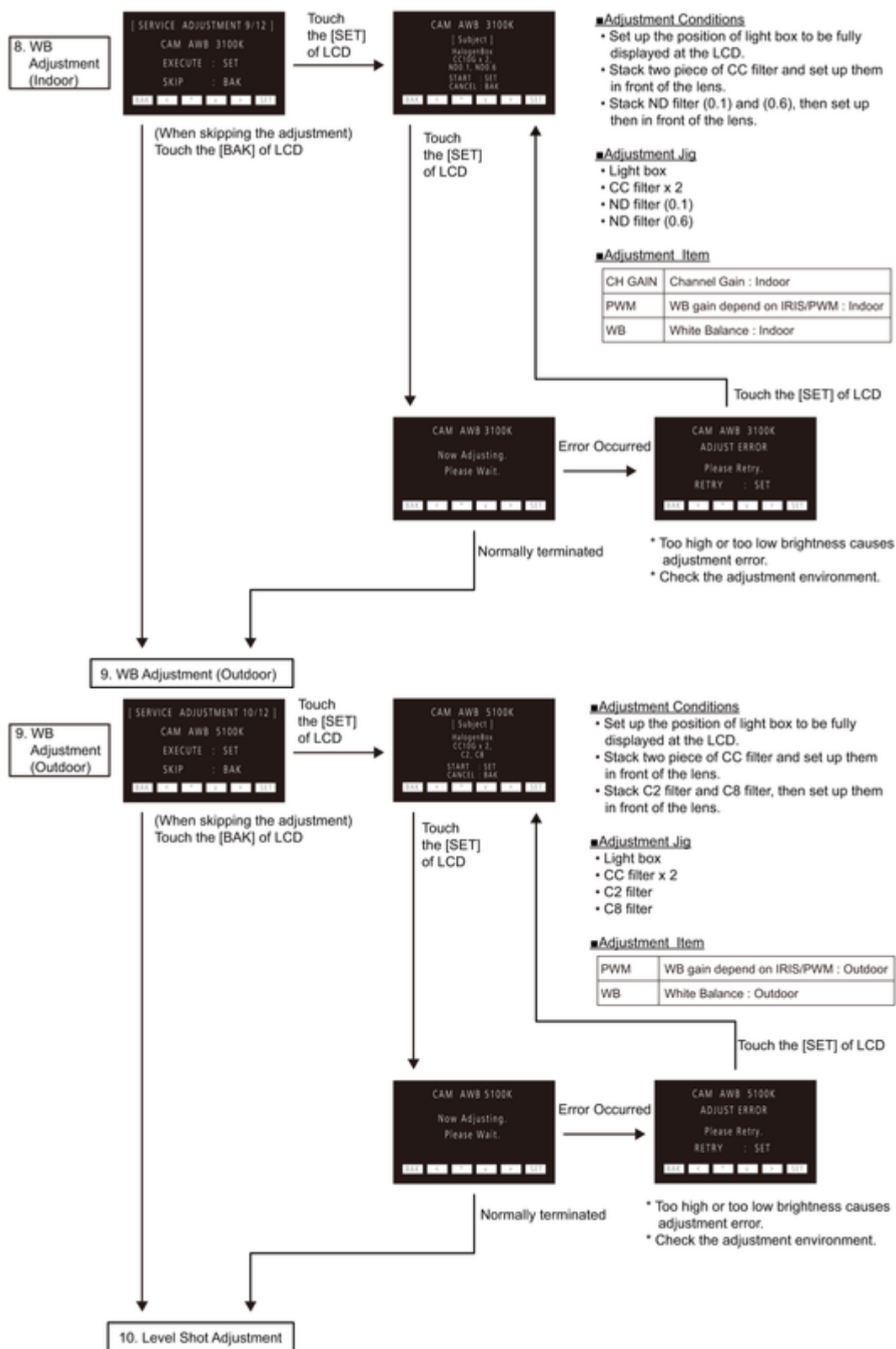
Adjustment Procedures

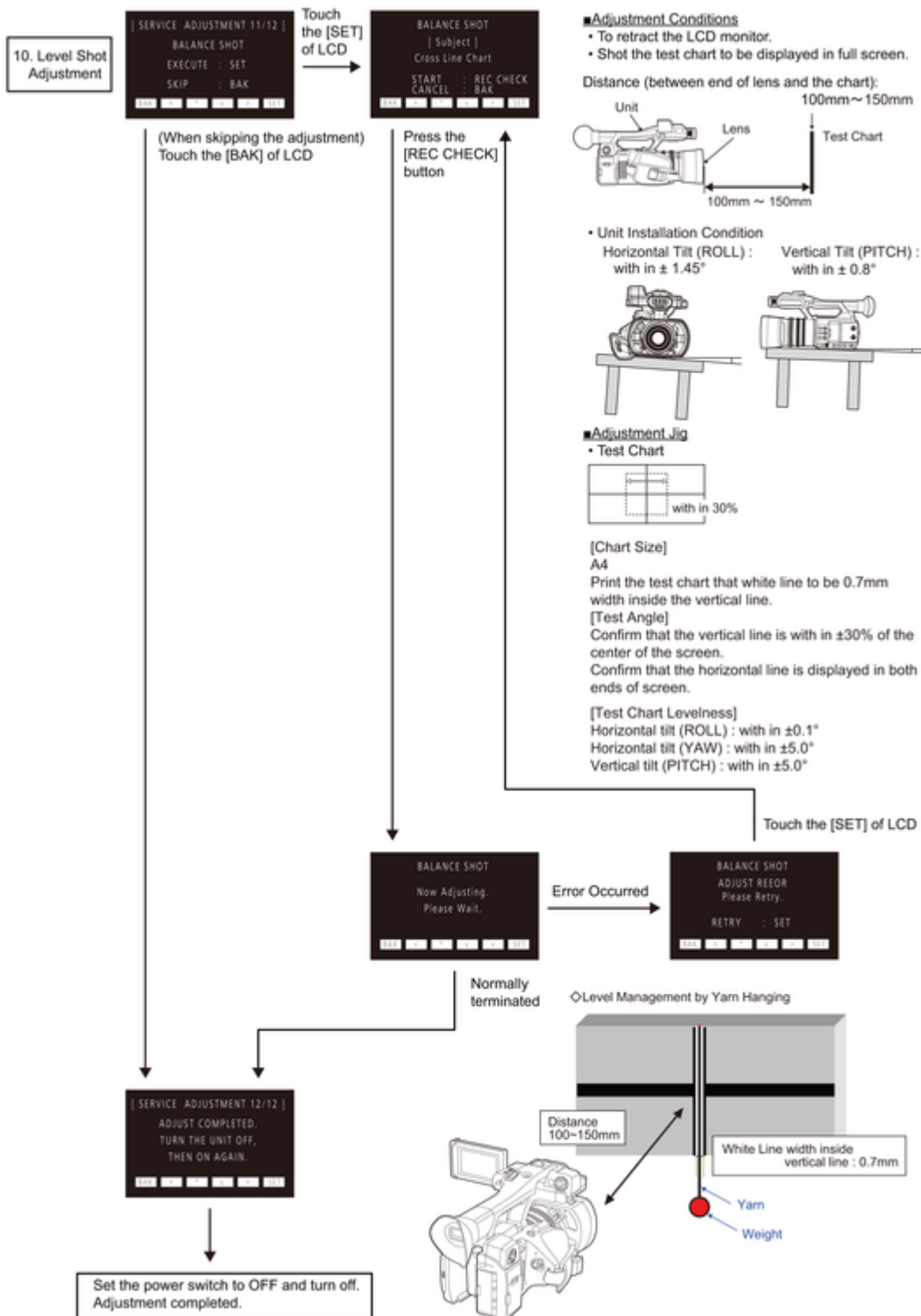
1. Press [TELE] side of the Zoom Lever and detach the lever slowly, then touch the [SET] of LCD.
2. Perform above procedure 1 three times in total.
3. Press [WIDE] side of the Zoom Lever and detach the lever slowly, then touch the [SET] of LCD.
4. Perform above procedure 3 three times in total.

- Using measured values above procedures, Zoom Lever Offset value is automatically calculated.
- If either (TELE side or WIDE side) or both 3 measured values have large scattering, "ADJUST NG" will be indicated. Please retry the adjustment.

* For this adjustment, only "Zoom lever" on the grip is supported.
 * "Sub Zoom Lever" at handle can not be used.



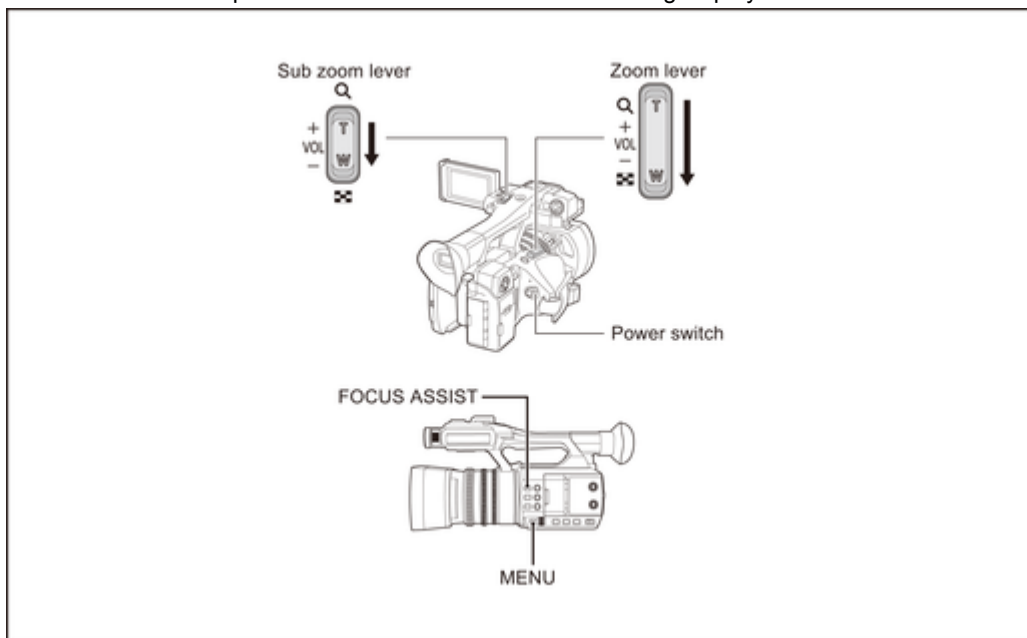




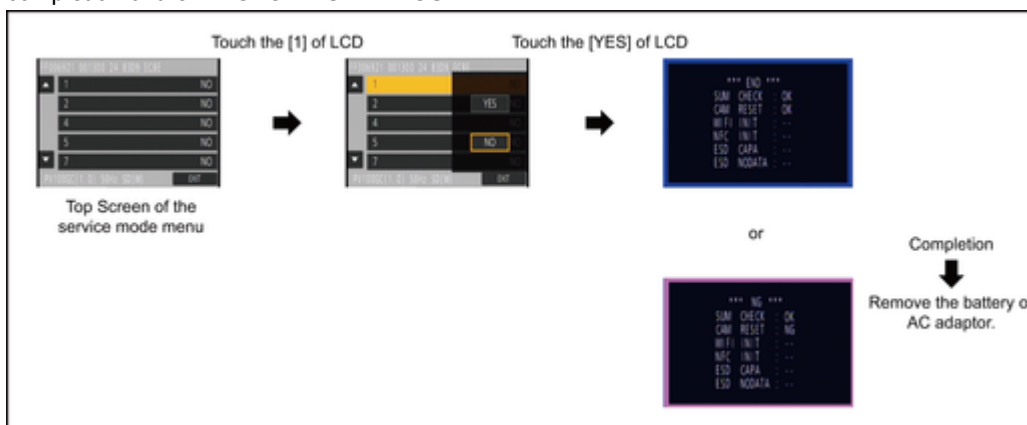
10 Factory Setting

10.1 How To Turn On The Factory Settings?

1. Set the power switch to ON, and turn to ON.
2. While pressing the “MENU” button to “FOCUS ASSIST” button and “Zoom lever” (or “Sub zoom lever”) to W side for more than 3 seconds until the top screen of the Service Mode Menu being displayed.



3. Touch the [1] of LCD.
4. Touch the [YES] of LCD.
5. After few seconds “END” is displayed on LCD monitor. Cutting of battery connection or AC power supply connection as a completion of the “FACTORY SETTINGS”.



10.2 What Is The Factory Settings?

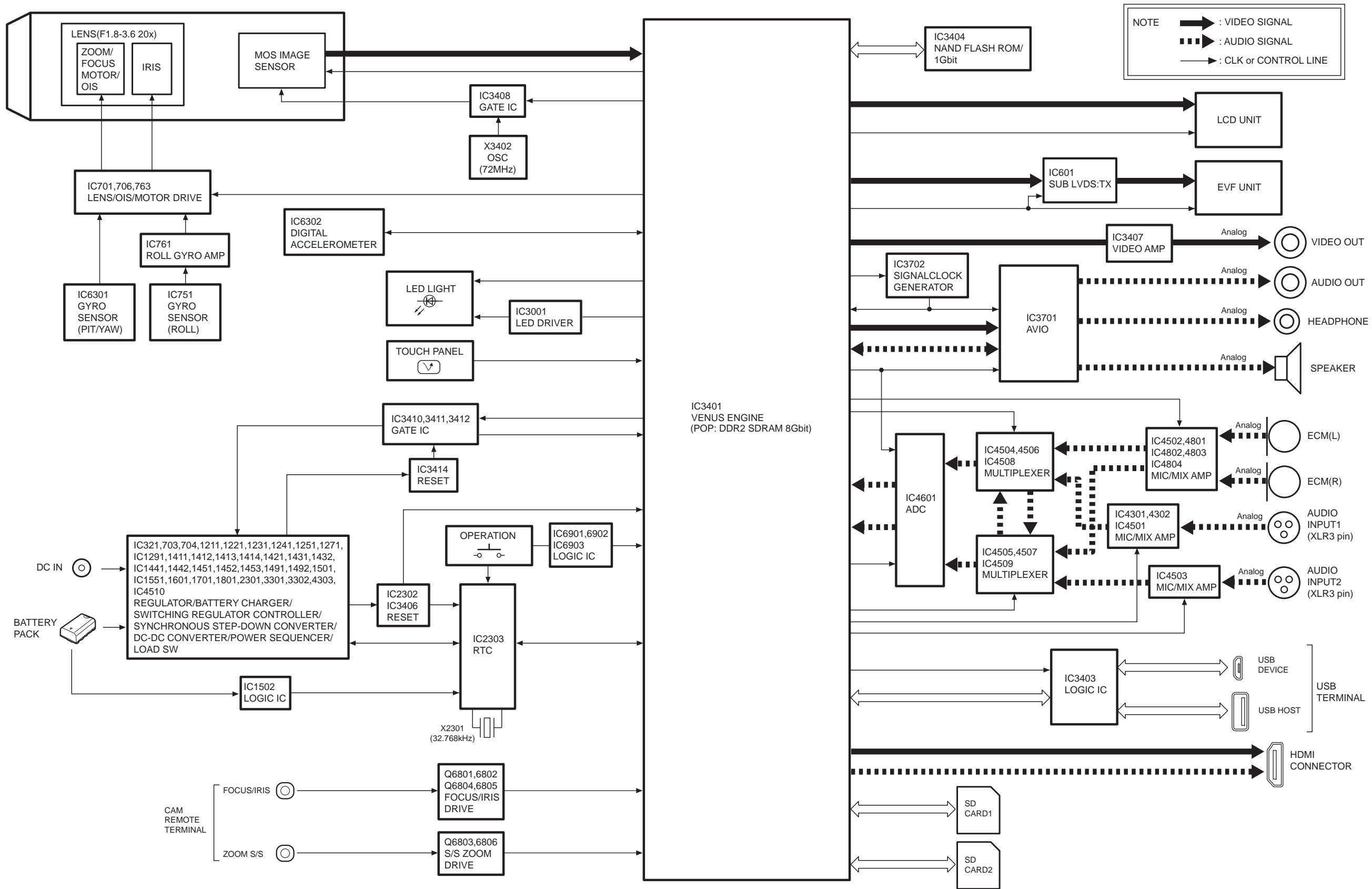
The factory settings clean up and/or refresh the following settings.

1. Setting Values of menu.
2. Clear the time and date setting.
3. Initialize the Zoom position. (set to wide-angle end)

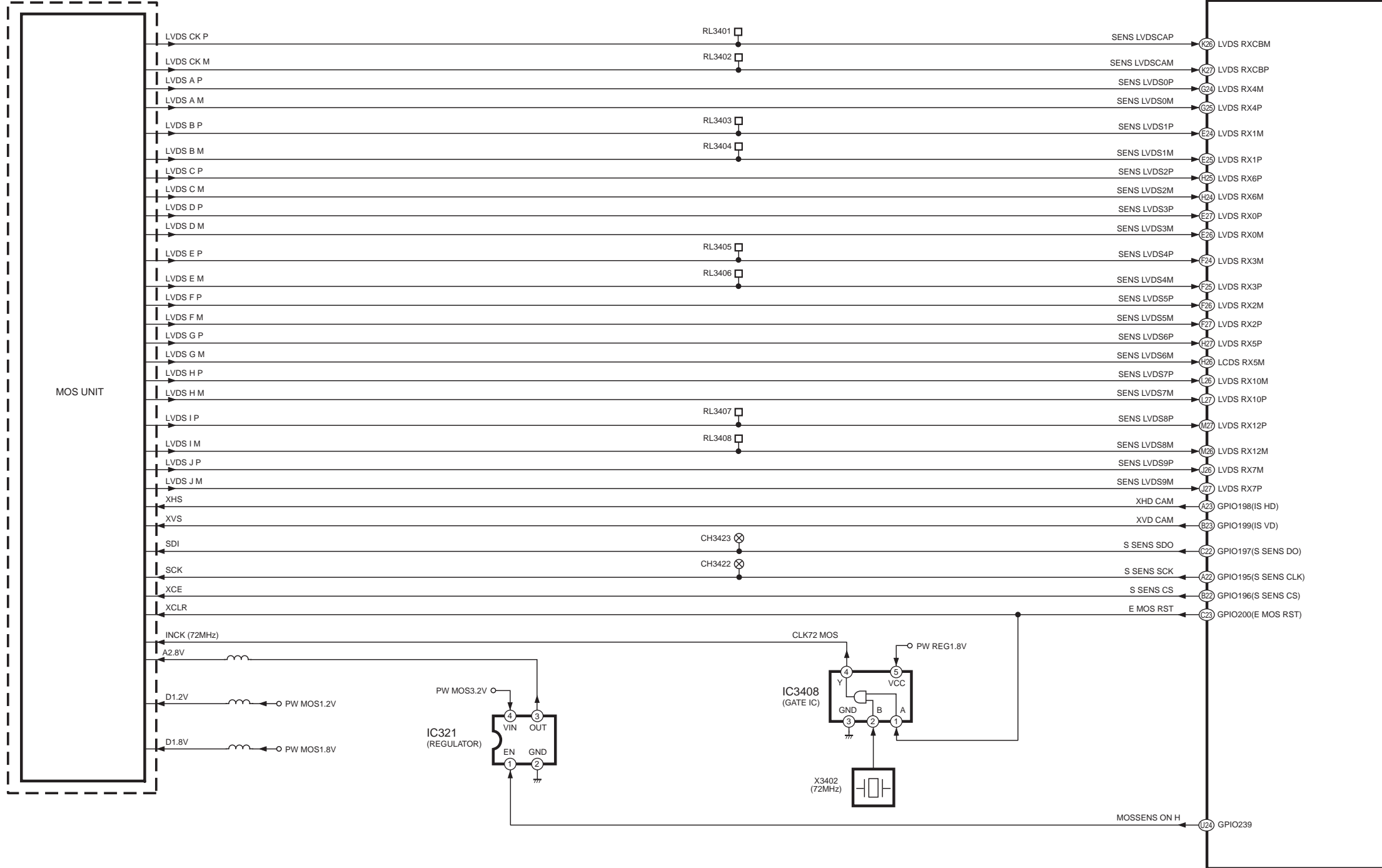
The shipment setting position of switches and lever:

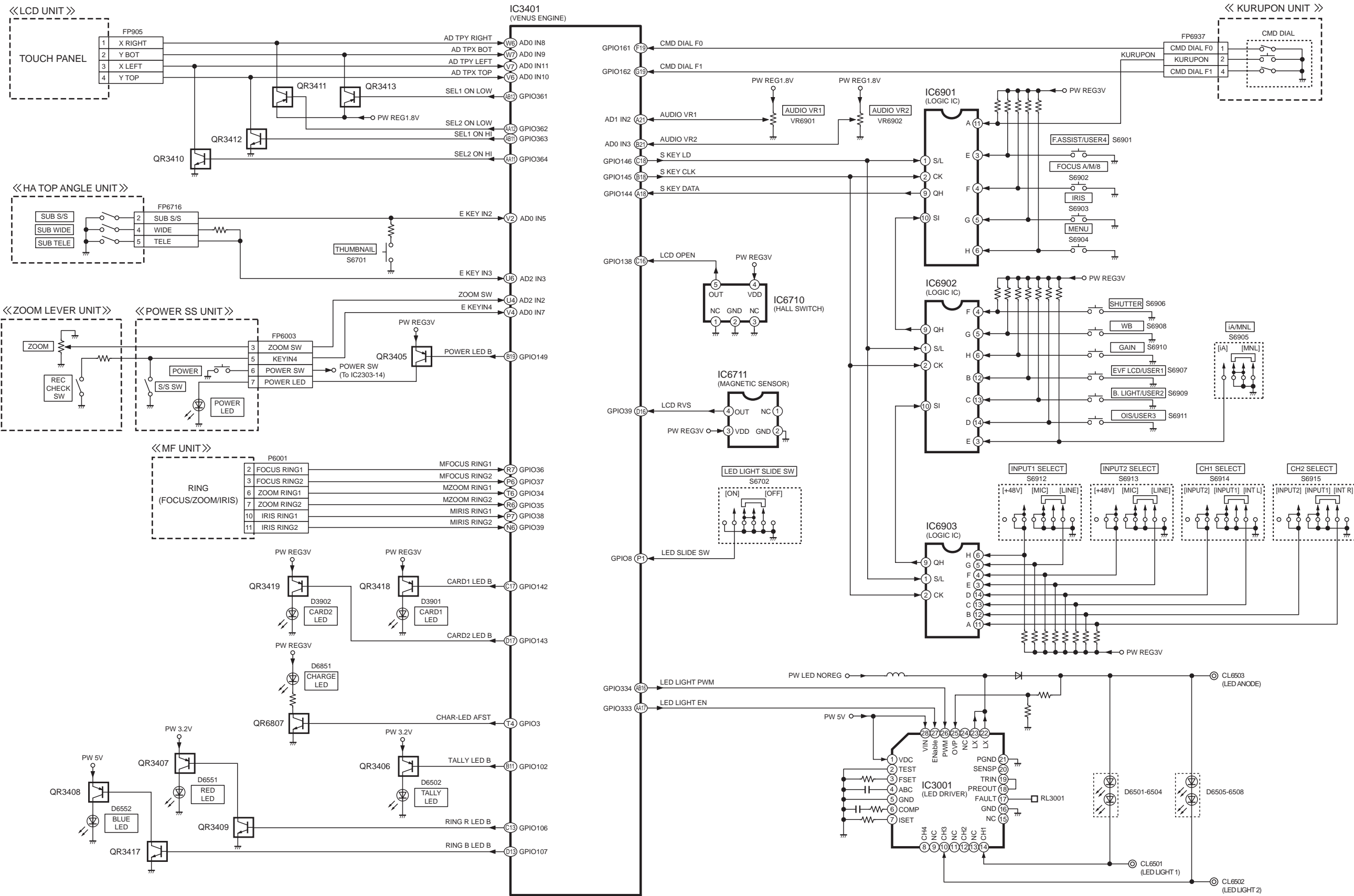
(After the factory settings, set the switches and lever as following table.)

Name	Setting position
INPUT1	[MIC] position
INPUT2	[MIC] position
CH1	[INT (L)] position
VOL	Center position
CH2	[INT (R)] position
VOL	Center position
SD Card slot cover	Close
Audio Controls cover	Close
LED LIGHT	[Off] position
iA/MANU switch	[MANU] position
Power switch	[Off] position
Eyepiece corrector lever	[Shortsighted End] position



< CAMERA LENS UNIT >





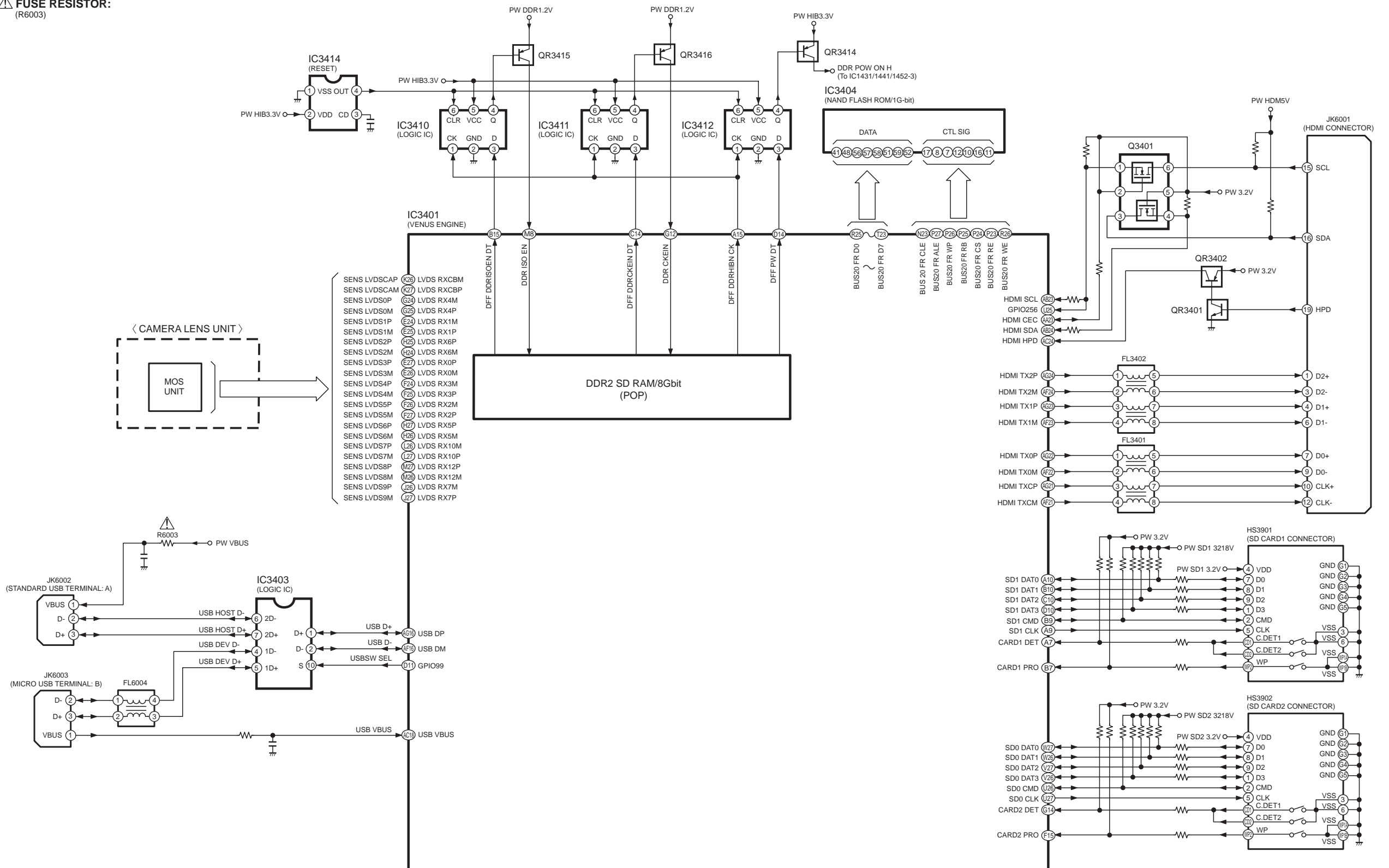
HC-PV100 SYSTEM CONTROL CIRCUIT BLOCK DIAGRAM

Please check the Fuse Resistor when an output voltage does not output.

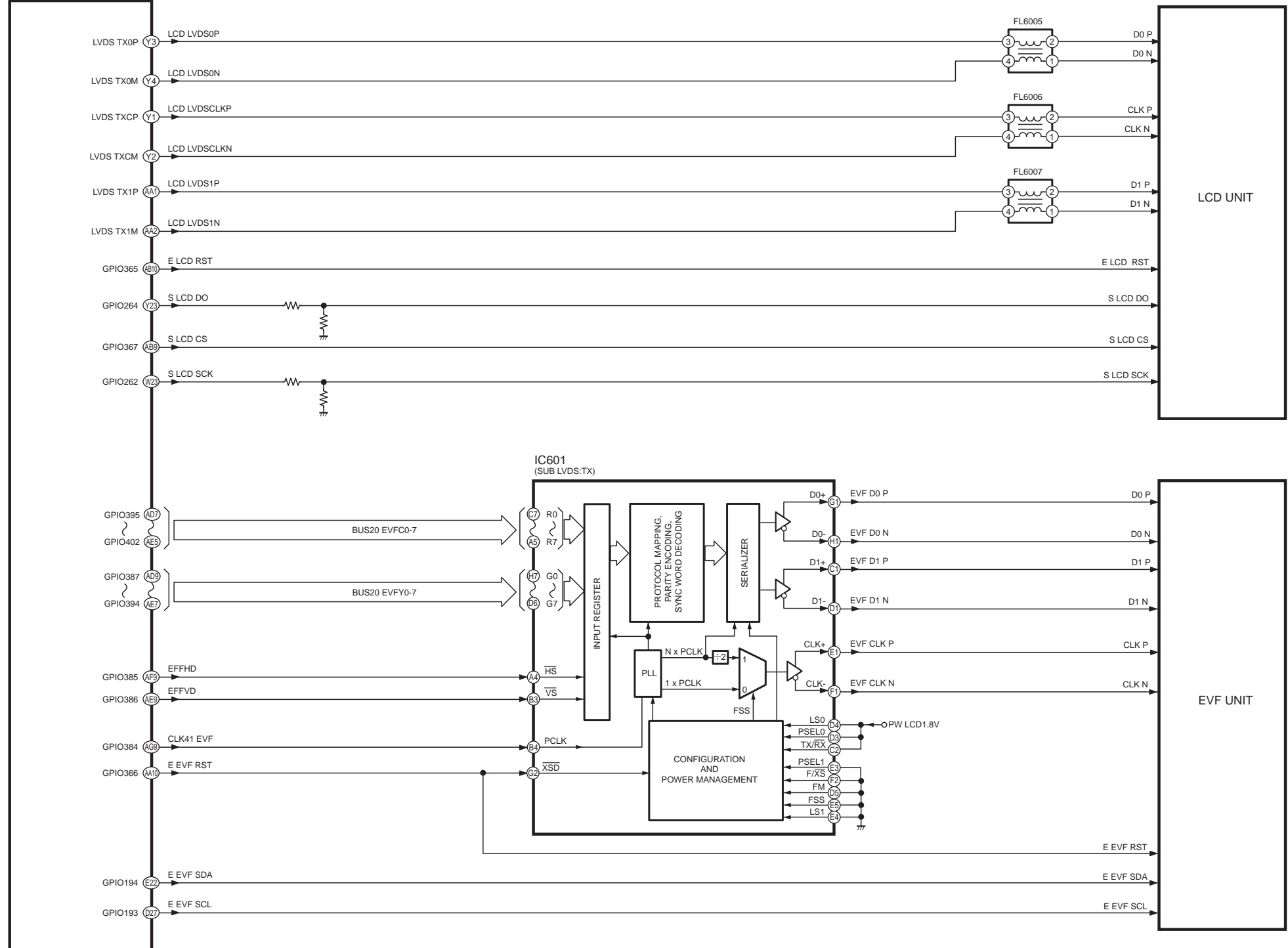
FUSE RESISTOR:
(R6003)

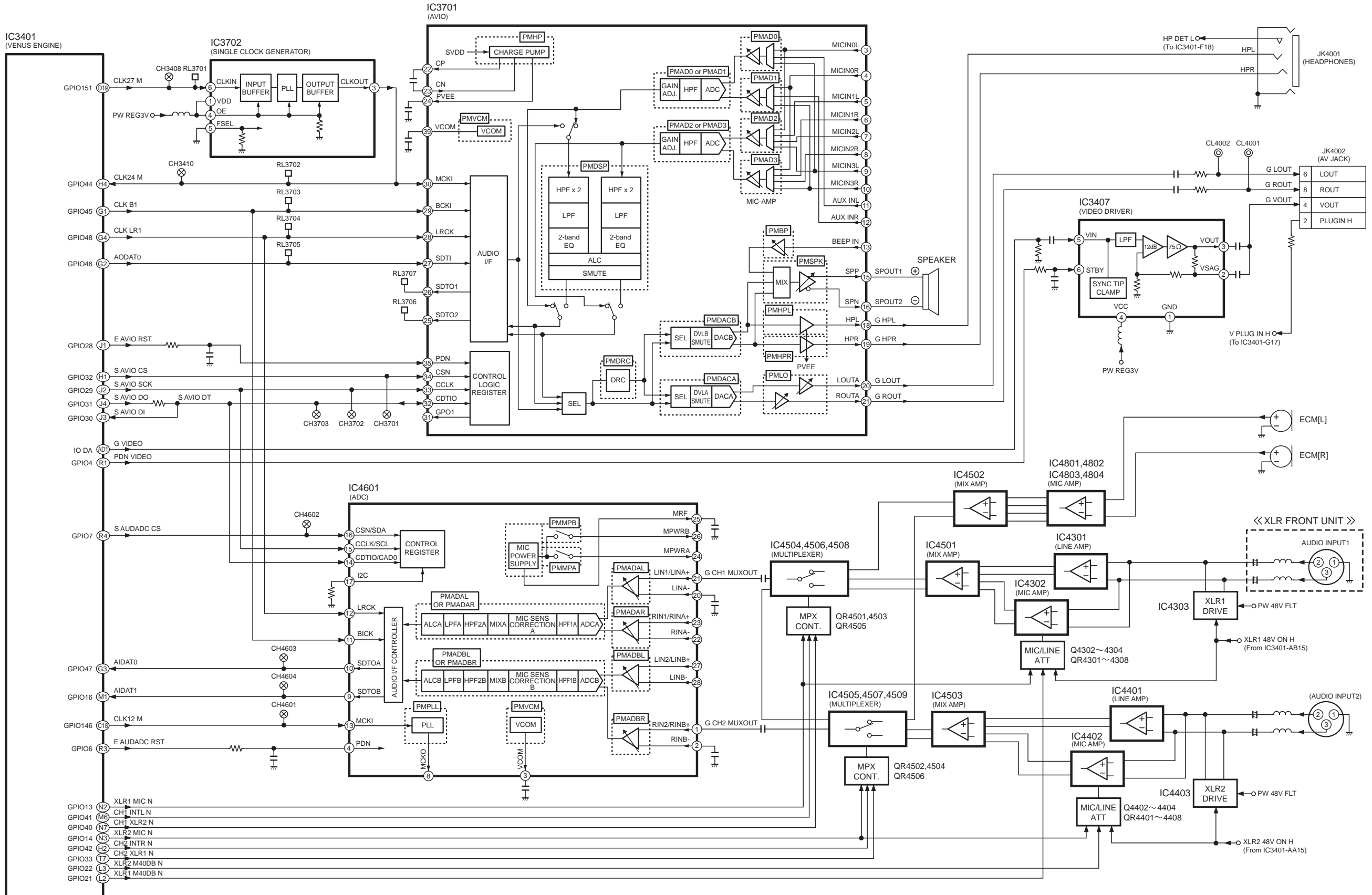


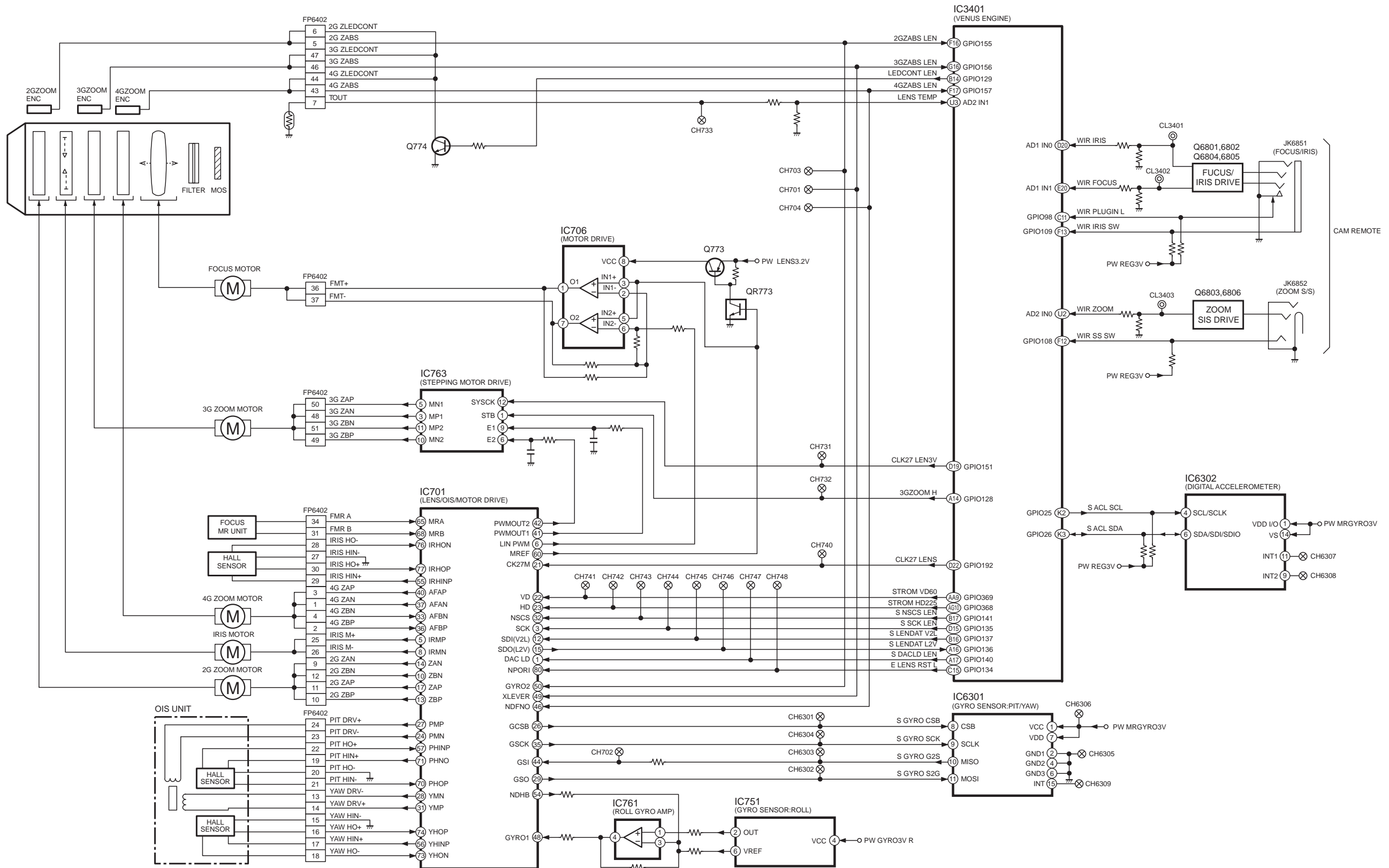
(R6003)



IC3401
(VENUS ENGINE)

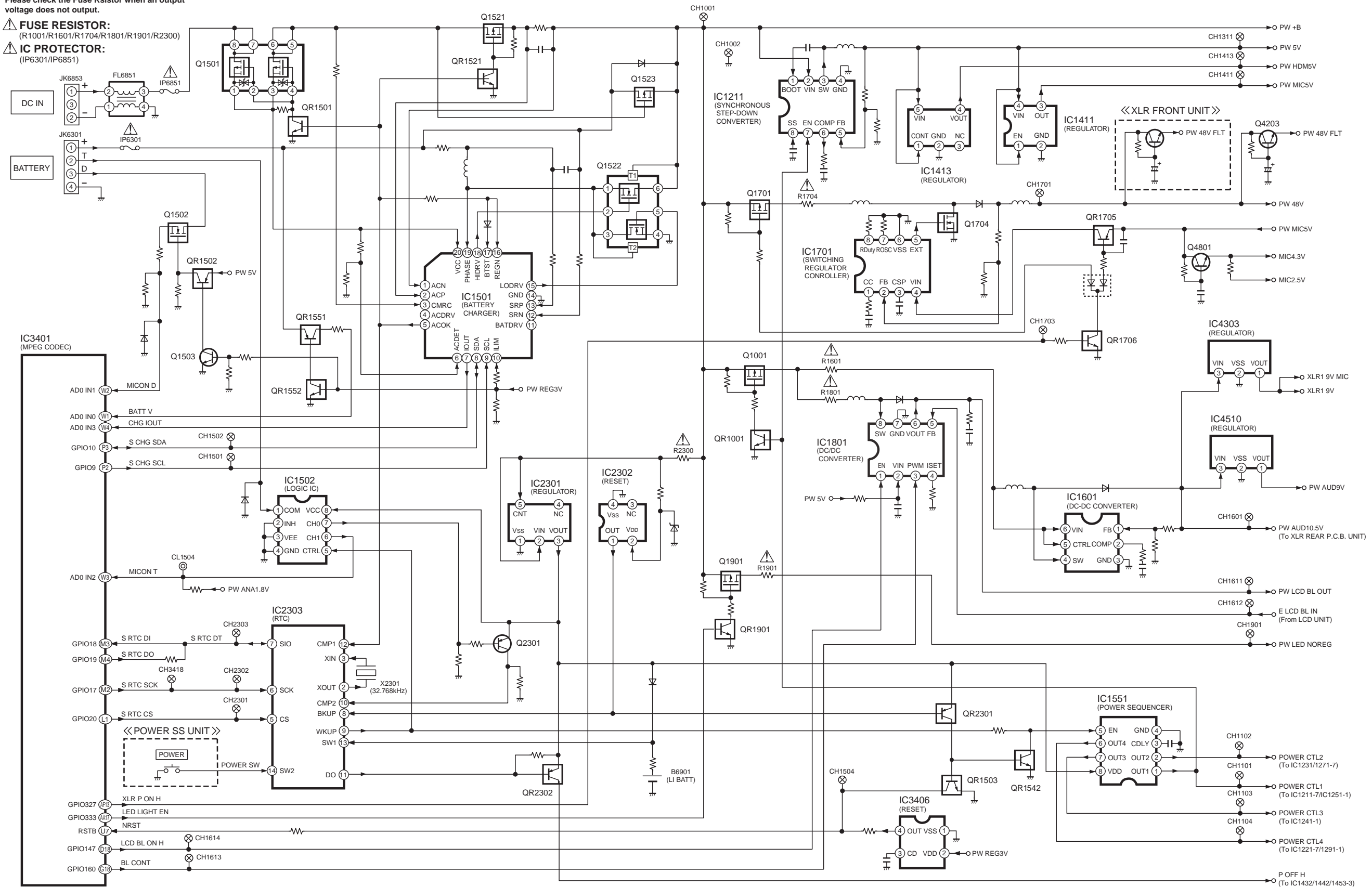






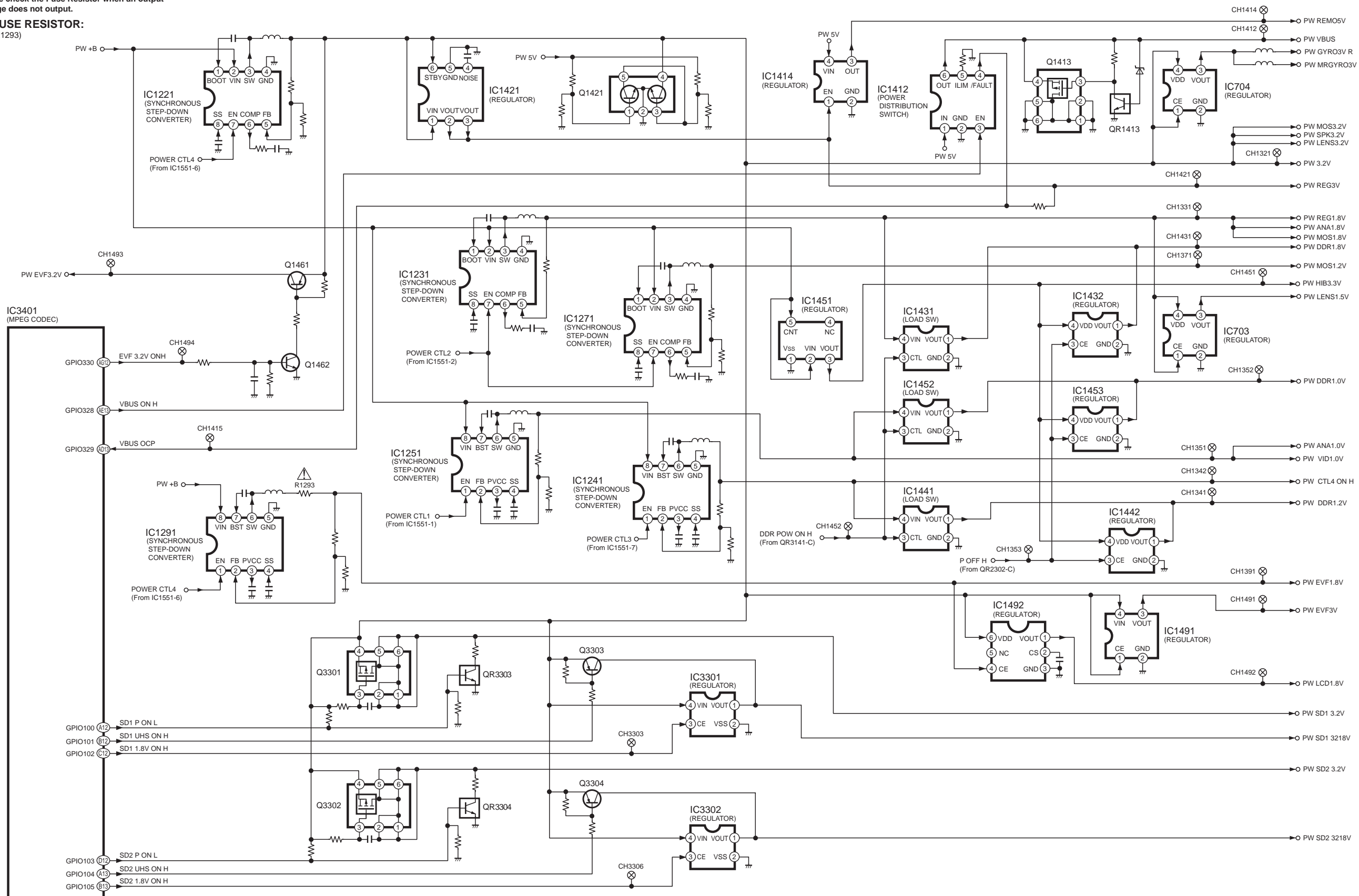
Please check the Fuse Resistor when an output voltage does not output.


- FUSE RESISTOR:**
(R1001/R1601/R1704/R1801/R1901/R2300)
- IC PROTECTOR:**
(IP6301/IP6851)



Please check the Fuse Resistor when an output voltage does not output.

FUSE RESISTOR:
(R1293)



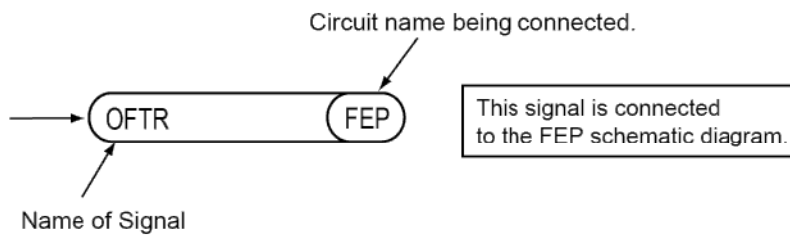


Model No. : HC-PV100GC/GK/GW Schematic Diagram Note

IMPORTANT SAFETY NOTICE:

COMPONENTS IDENTIFIED WITH THE MARK  HAVE THE SPECIAL CHARACTERISTICS FOR SAFETY. WHEN REPLACING ANY OF THESE COMPONENTS USE ONLY THE SAME TYPE.

1. Although reference number of the parts is indicated on the P.C.B. drawing and/or schematic diagrams, it is NOT mounted on the P.C.B. when it is displayed with "\$" mark.
2. It is only the "Test Round" and no terminal (Pin) is available on the P.C.B. when the TP (Test Point) indicated as "●" mark.
3. Use the parts number indicated on the Replacement Parts List .
4. Indication on Schematic diagrams:



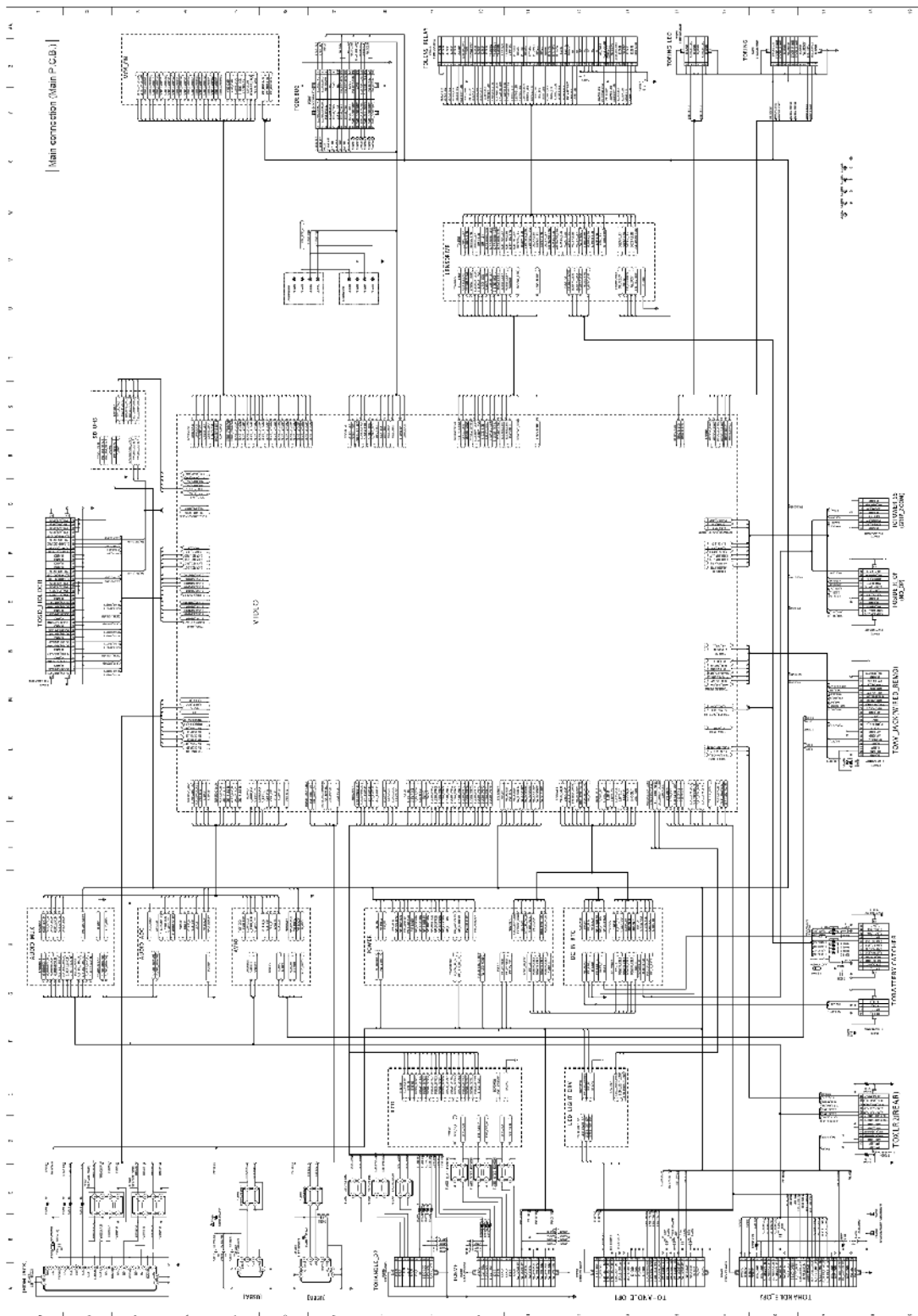
5. It might be taking time for display and/or access of the Schematic Diagrams & P. C. B having the heavy data volume.

Model No. : HC-PV100GC/GK/GW Parts List Note

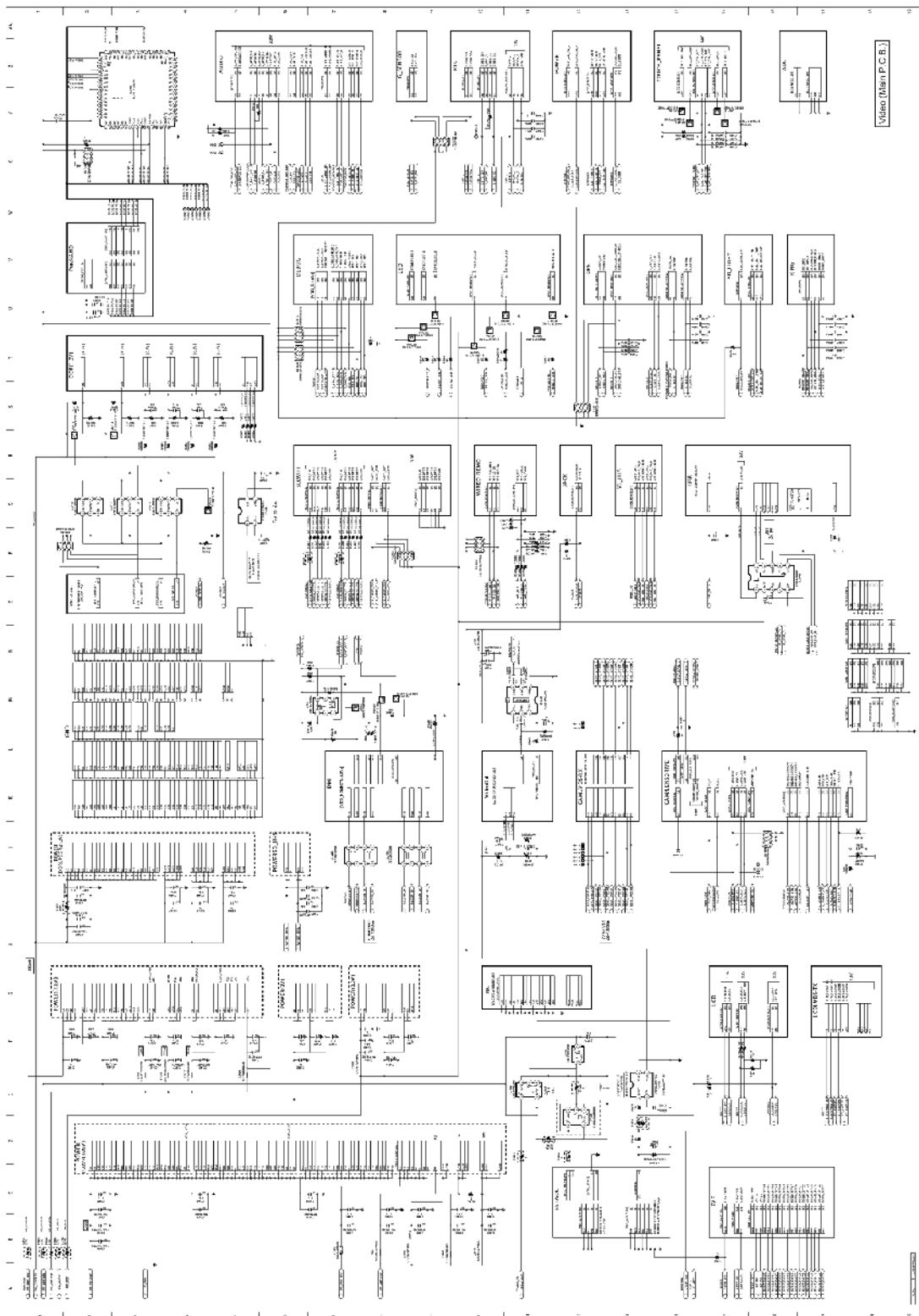
- Note:
- 1.* Be sure to make your orders of replacement parts according to this list.
 2. IMPORTANT SAFETY NOTICE
Components identified with the mark \triangle have the special characteristics for safety.
When replacing any of these components, use only the same type.
 3. Unless otherwise specified,
All resistors are in OHMS, K=1,000 OHMS. All capacitors are in MICRO-FARADS (uf), P=uuF.
 4. The marking (RTL) indicates the retention time is limited for this item. After the discontinuation of this assembly in production, it will no longer be available.

E.S.D. standards for Electrostatically Sensitive Devices, refer to "PREVENTION OF ELECTROSTATIC DISCHARGE (ESD) TO ELECTROSTATICALLY SENSITIVE (ES) DEVICES" section.

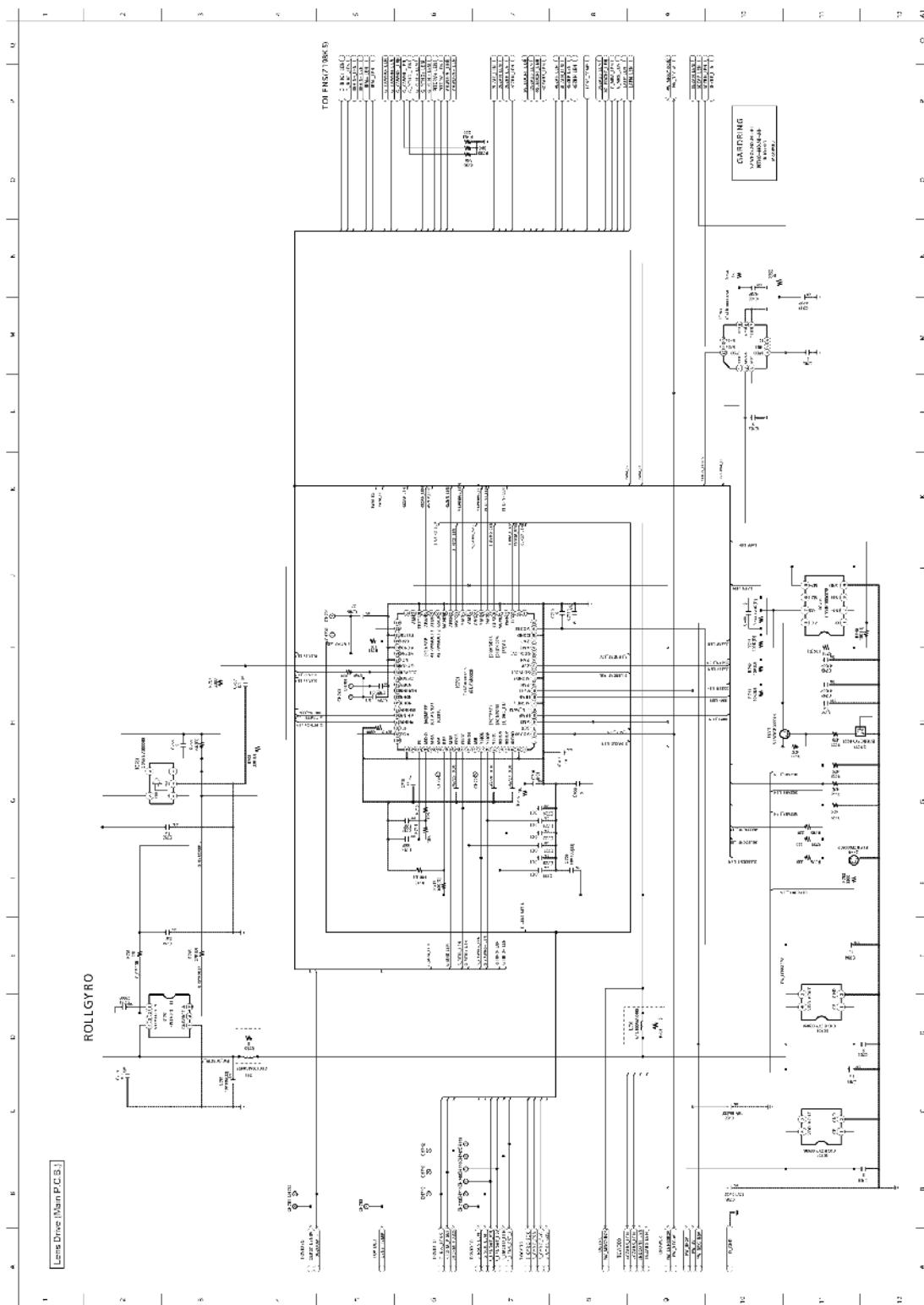
Model No. : HC-PV100GC/GK/GW Main connection (Main P.C.B.)



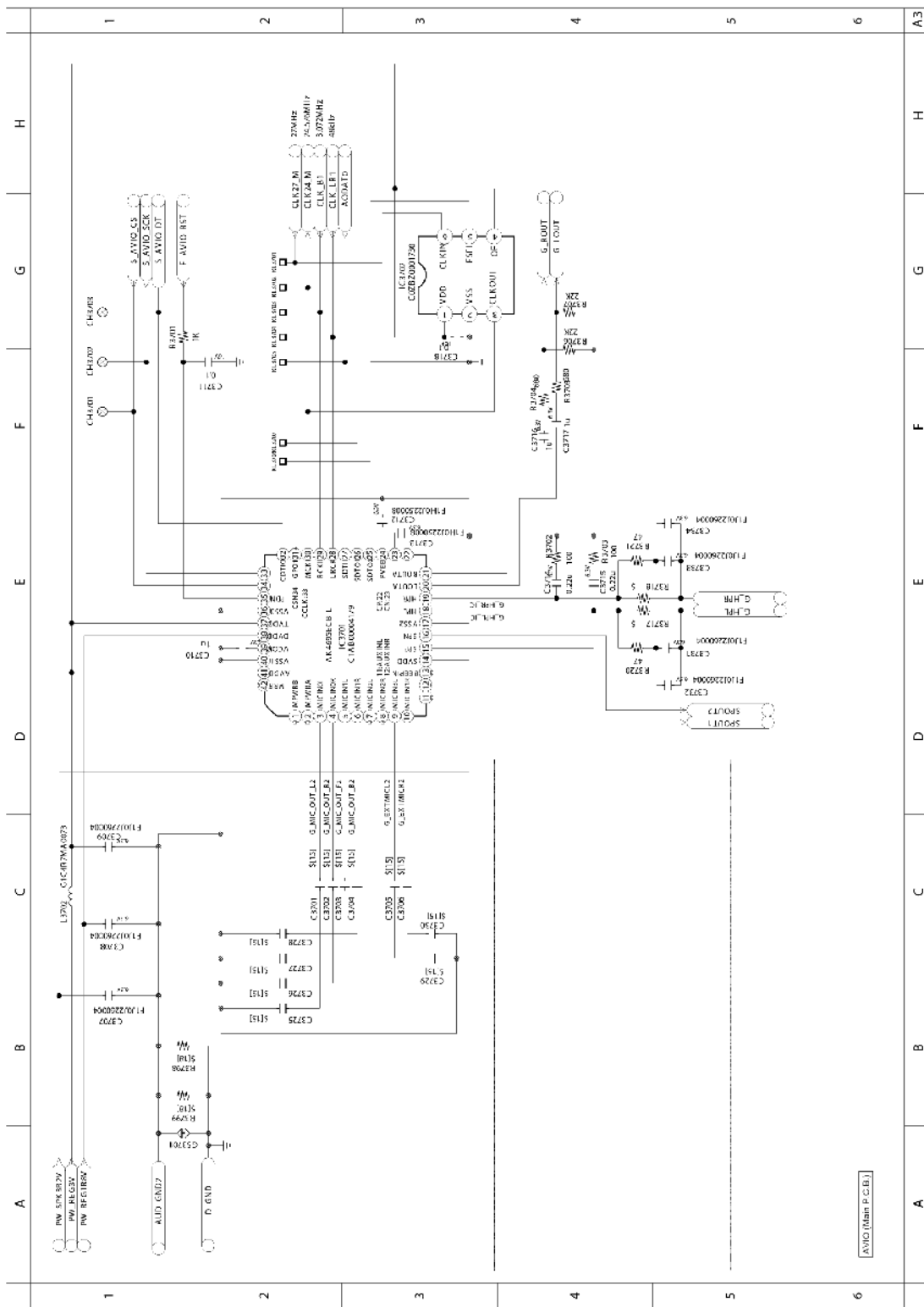
Model No. : HC-PV100GC/GK/GW Video (Main P.C.B.)



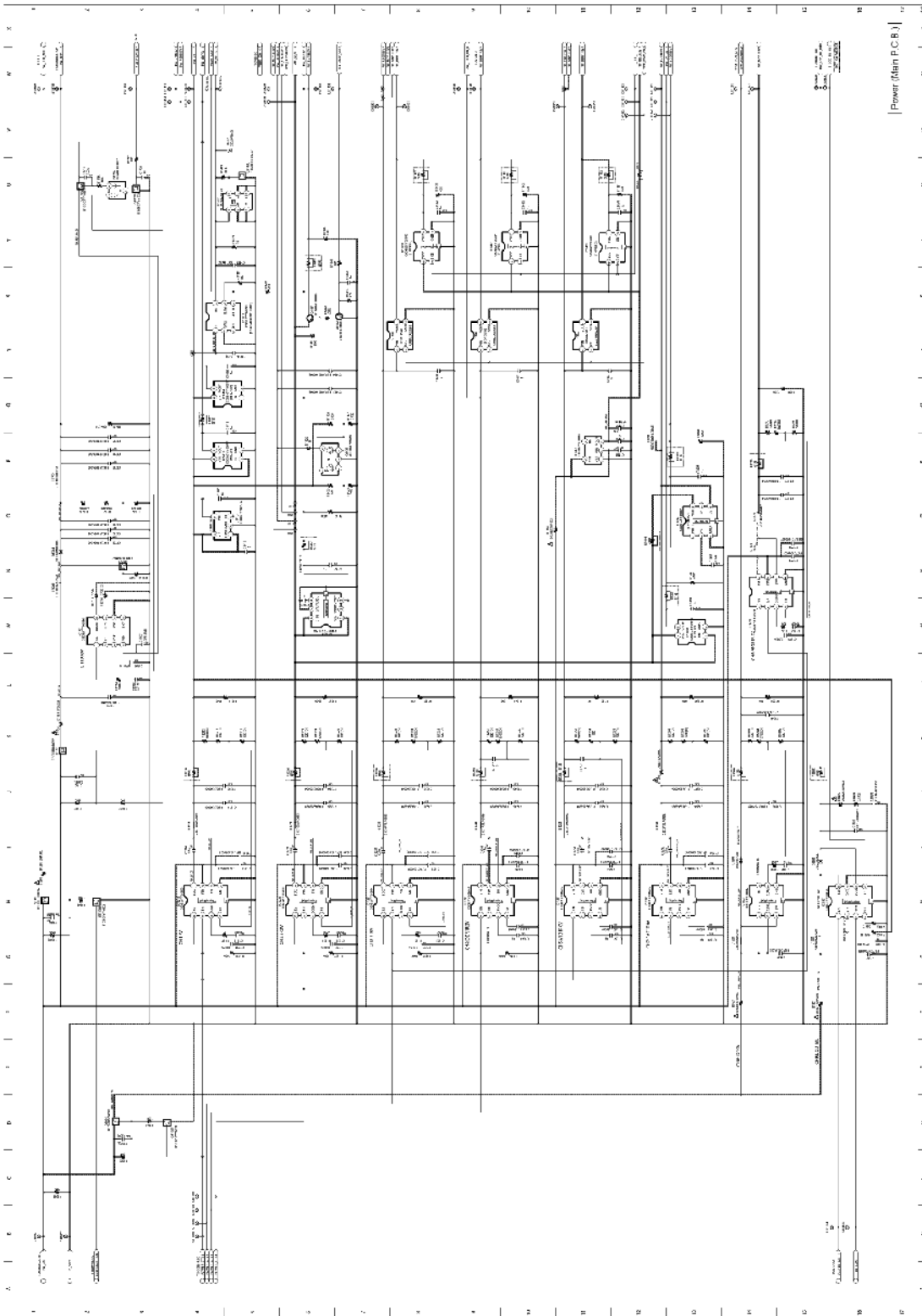
Model No. : HC-PV100GC/GK/GW Lens Drive (Main P.C.B.)



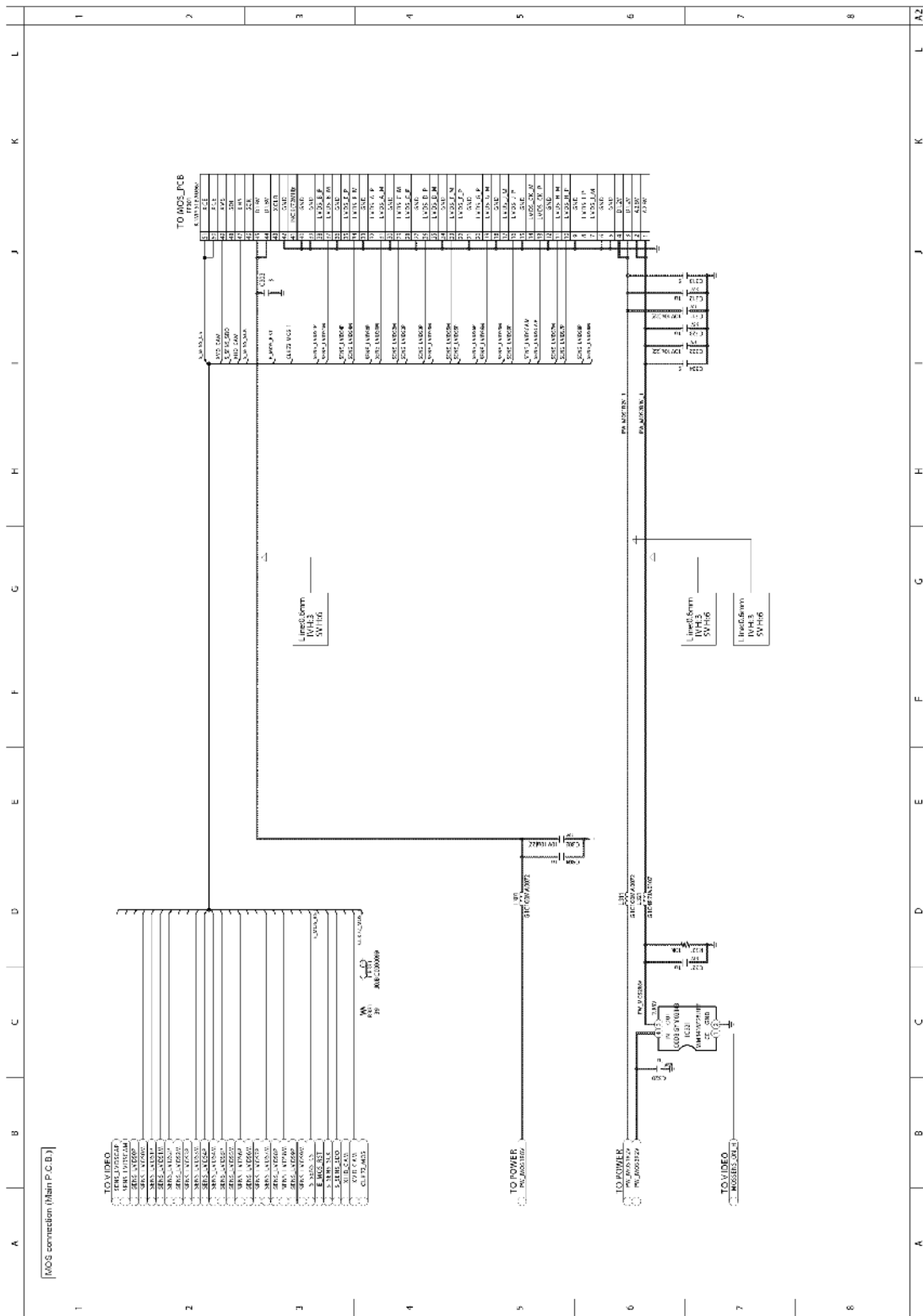
Model No. : HC-PV100GC/GK/GW AVIO (Main P.C.B.)



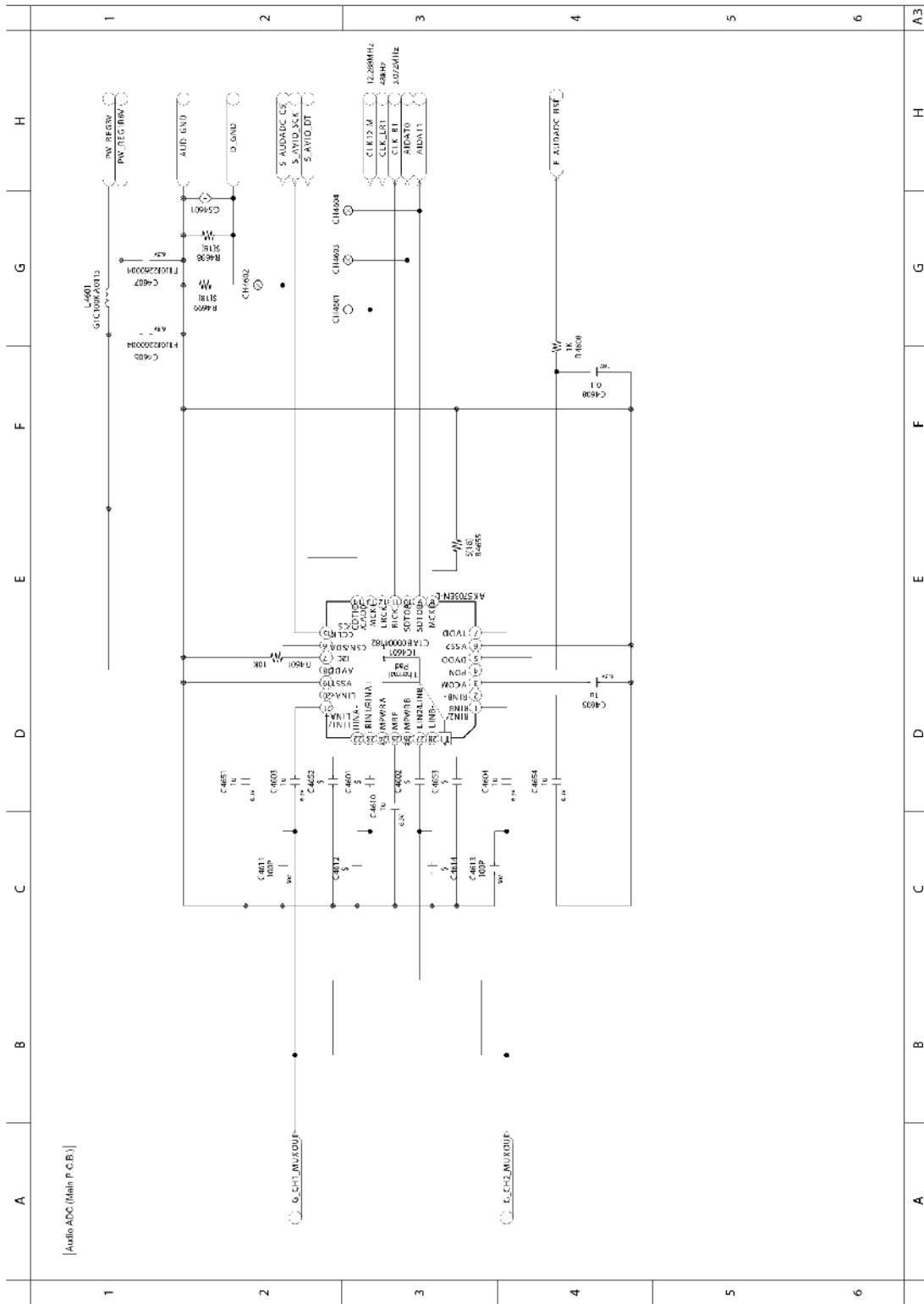
Model No. : HC-PV100GC/GK/GW Power (Main P.C.B.)



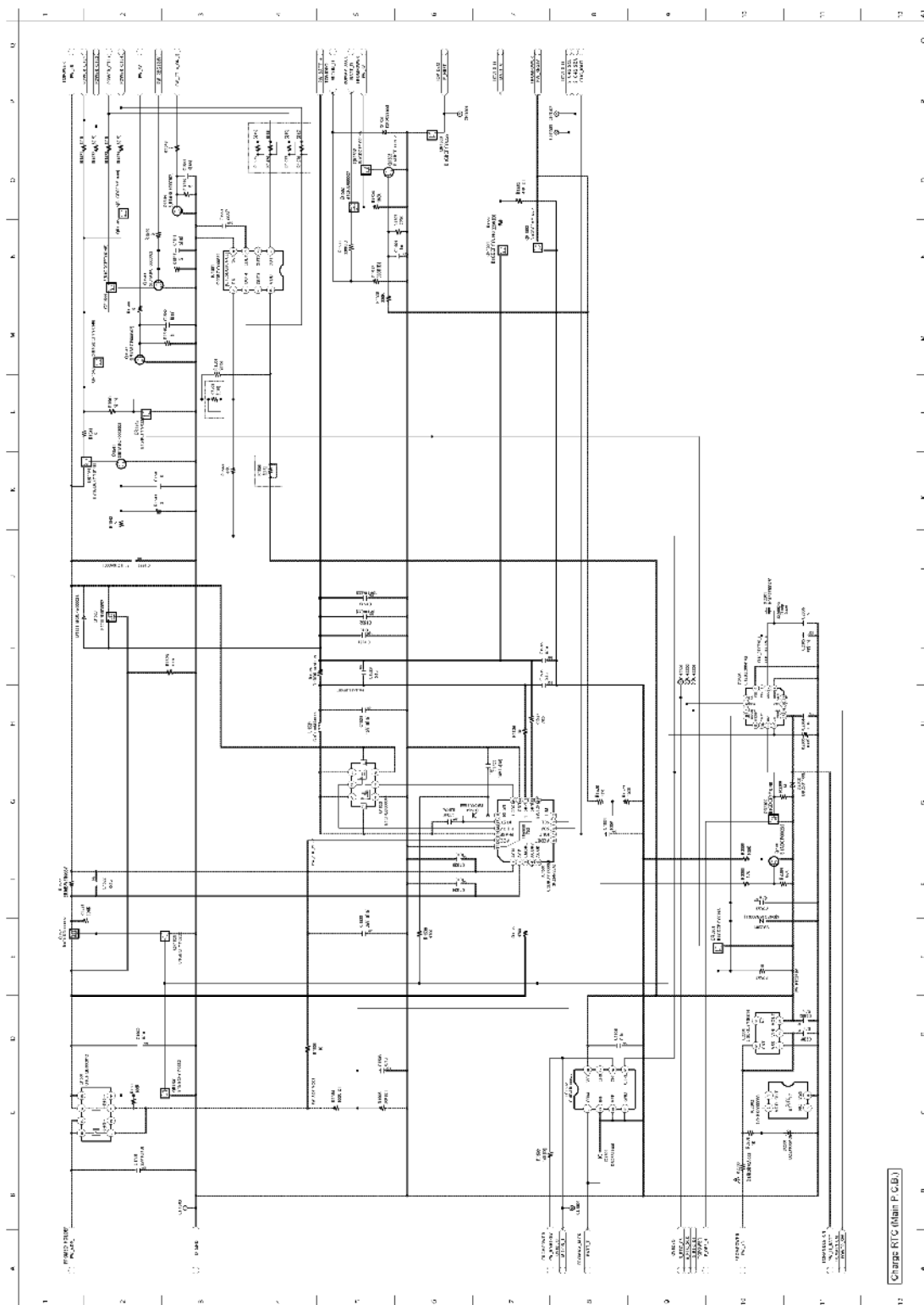
Model No. : HC-PV100GC/GK/GW MOS connection (Main P.C.B.)



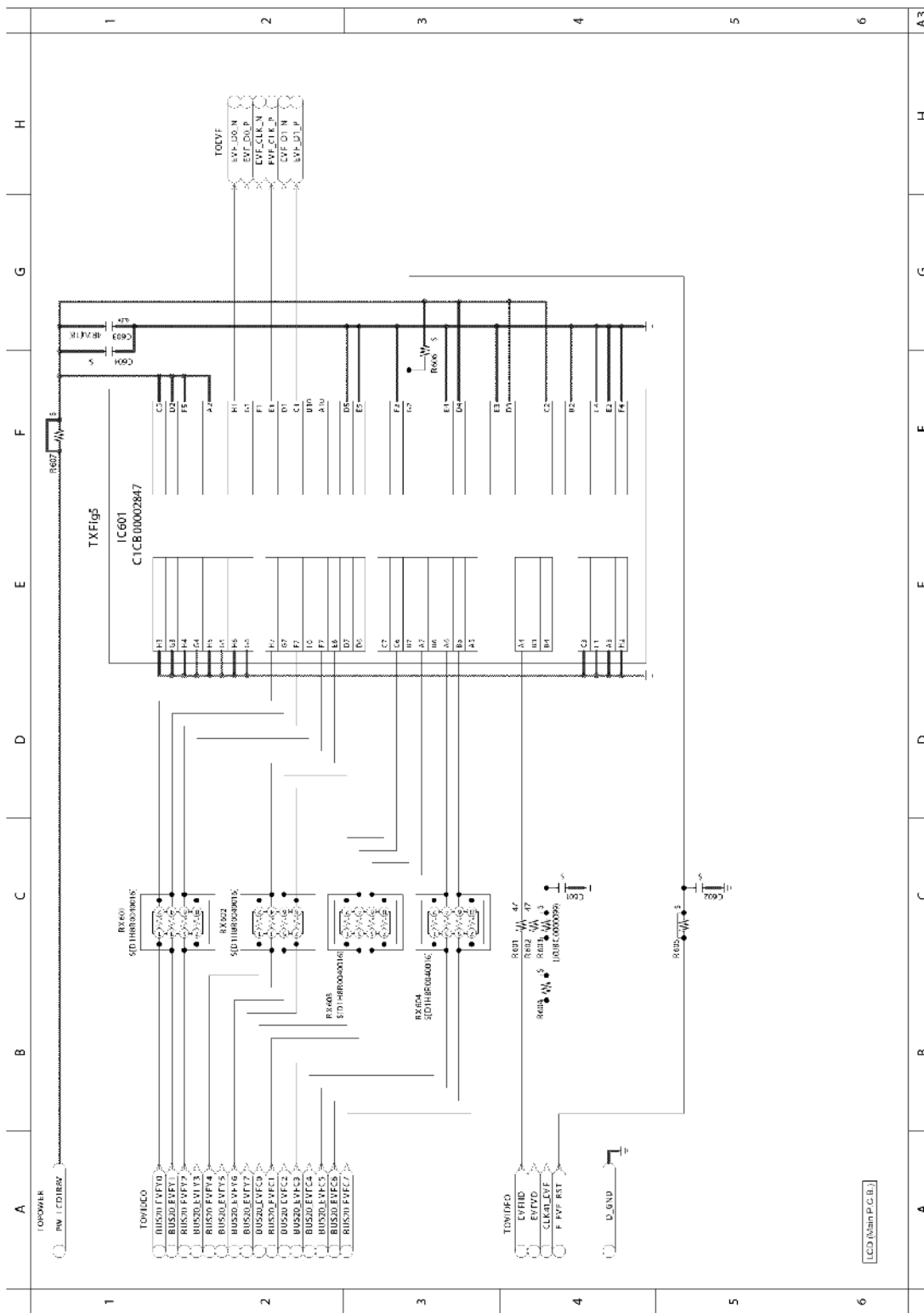
Model No. : HC-PV100GC/GK/GW Audio ADC (Main P.C.B.)



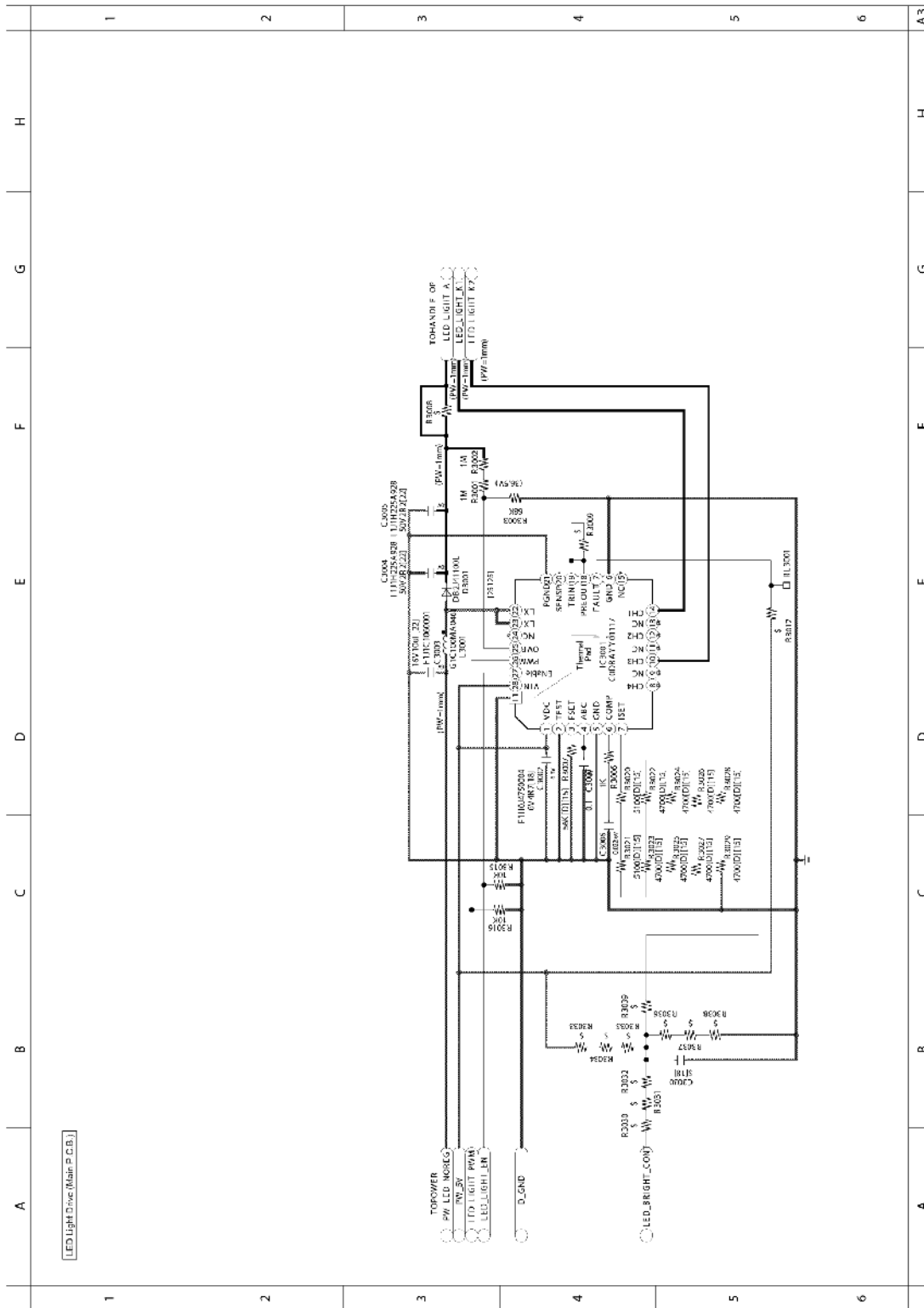
Model No. : HC-PV100GC/GK/GW Charge RTC (Main P.C.B.)



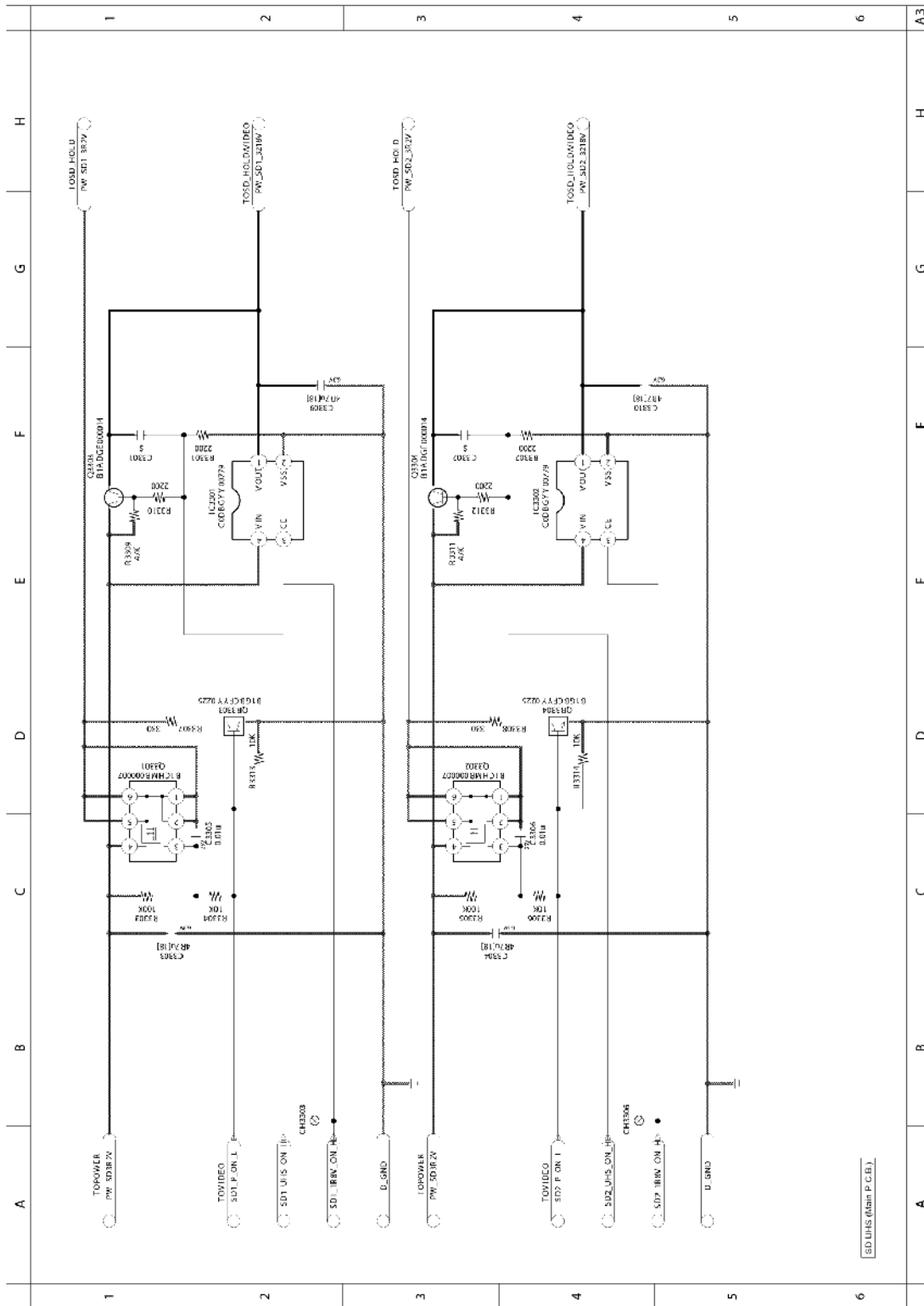
Model No. : HC-PV100GC/GK/GW LCD (Main P.C.B.)




Model No. : HC-PV100GC/GK/GW LED Light Drive (Main P.C.B.)



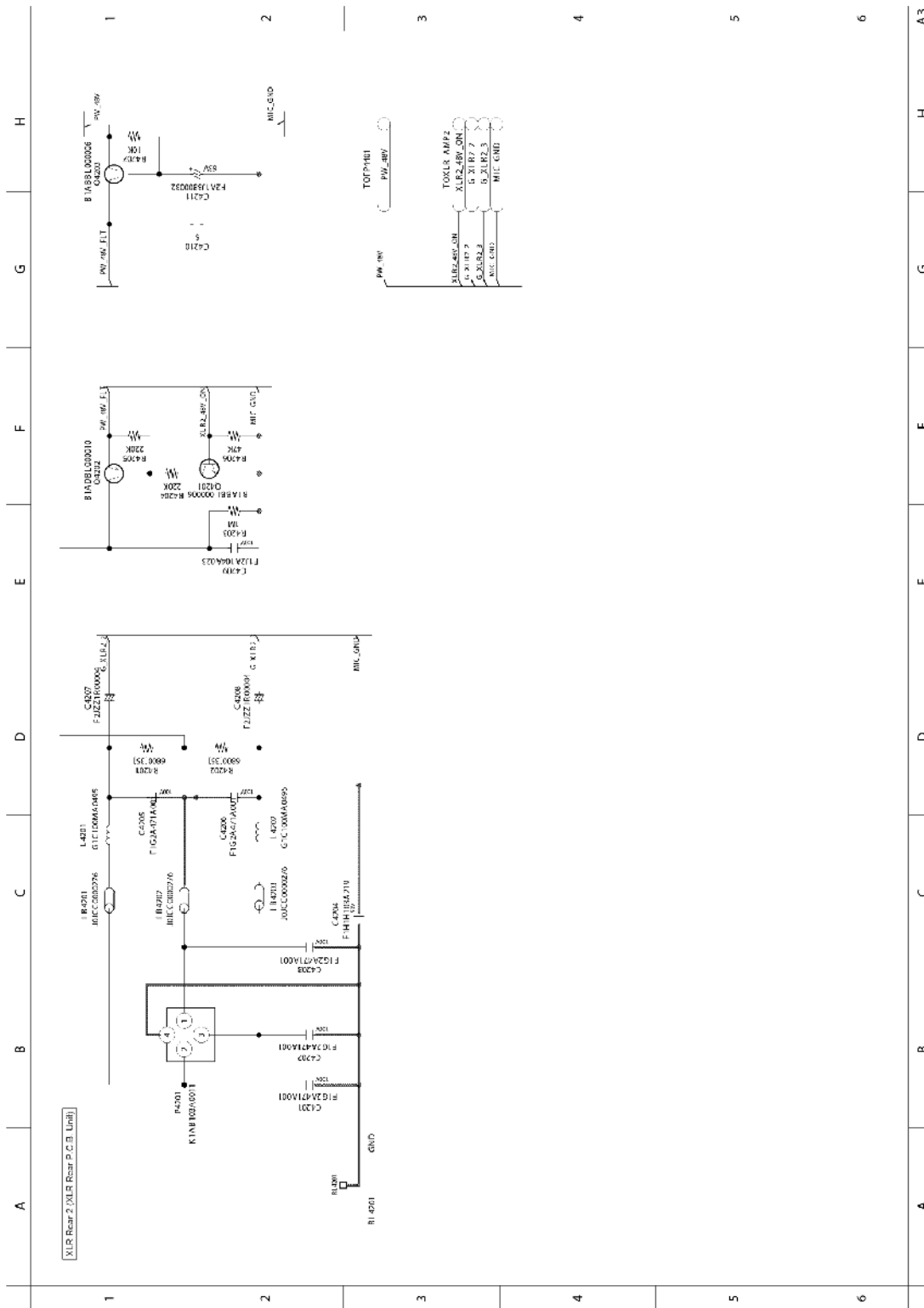
Model No. : HC-PV100GC/GK/GW SD UHS (Main P.C.B.)



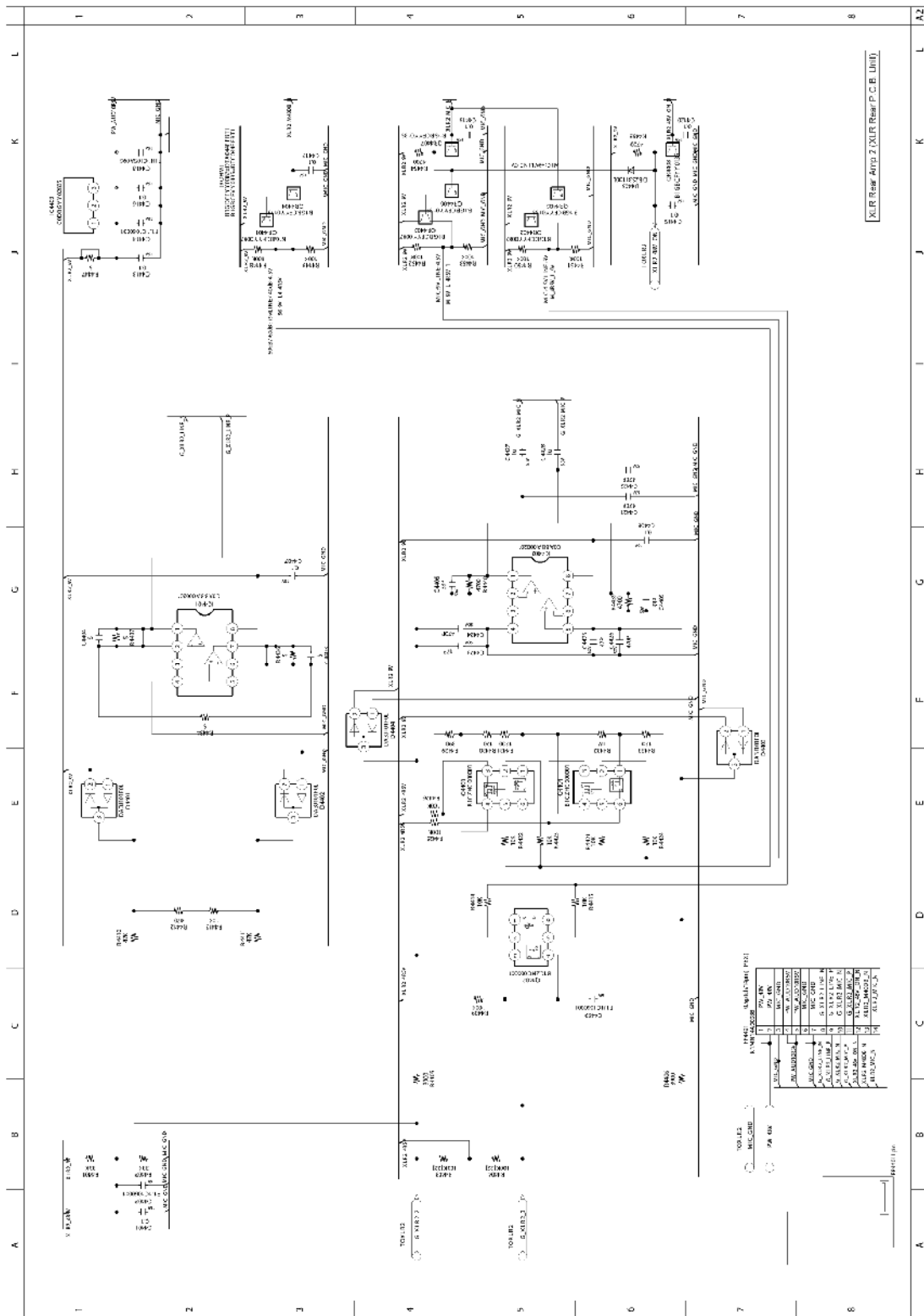
Model No. : HC-PV100GC/GK/GW Lens Relay (Lens Relay P.C.B.)



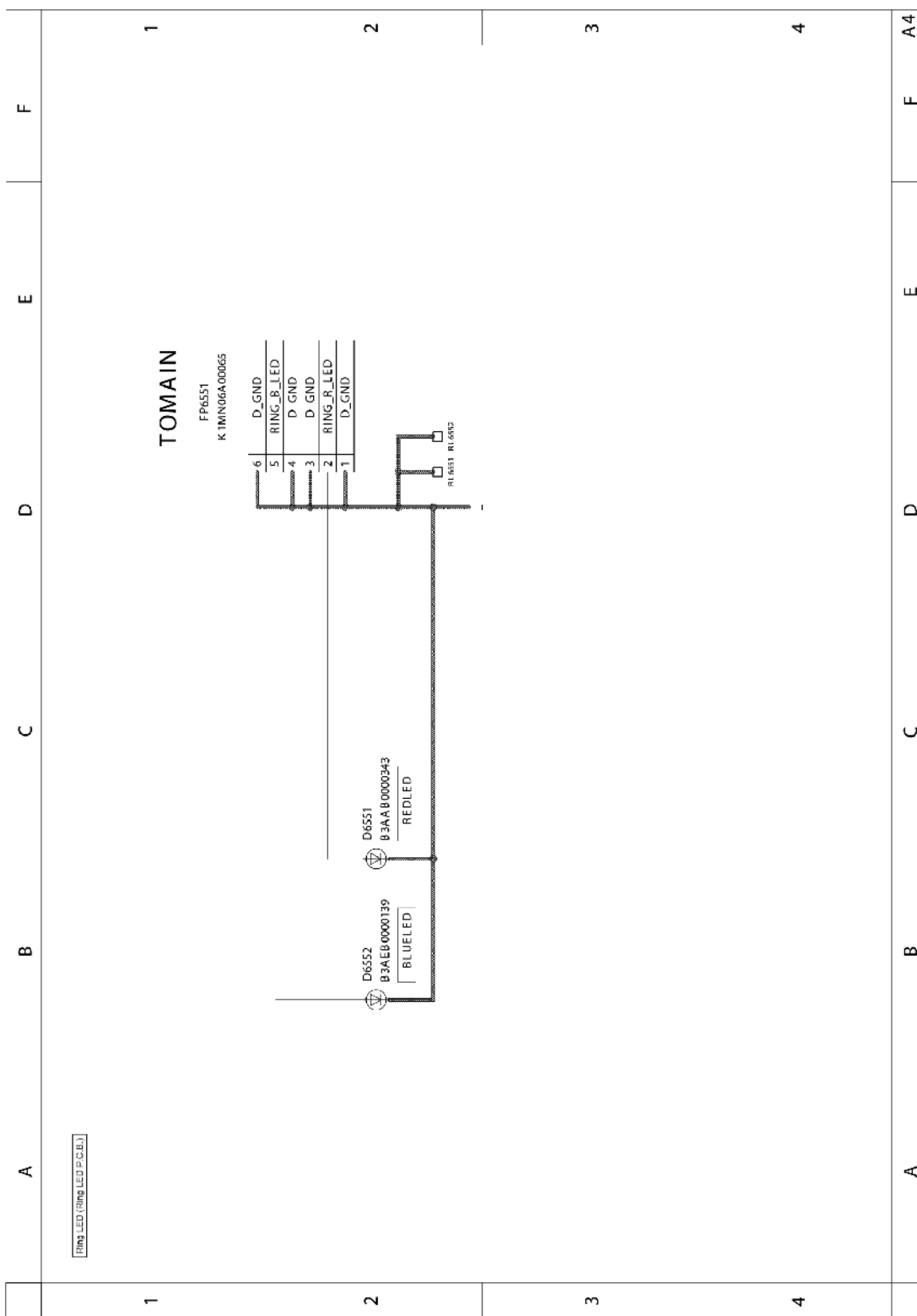
Model No. : HC-PV100GC/GK/GW XLR Rear 2 (XLR Rear P.C.B. Unit)



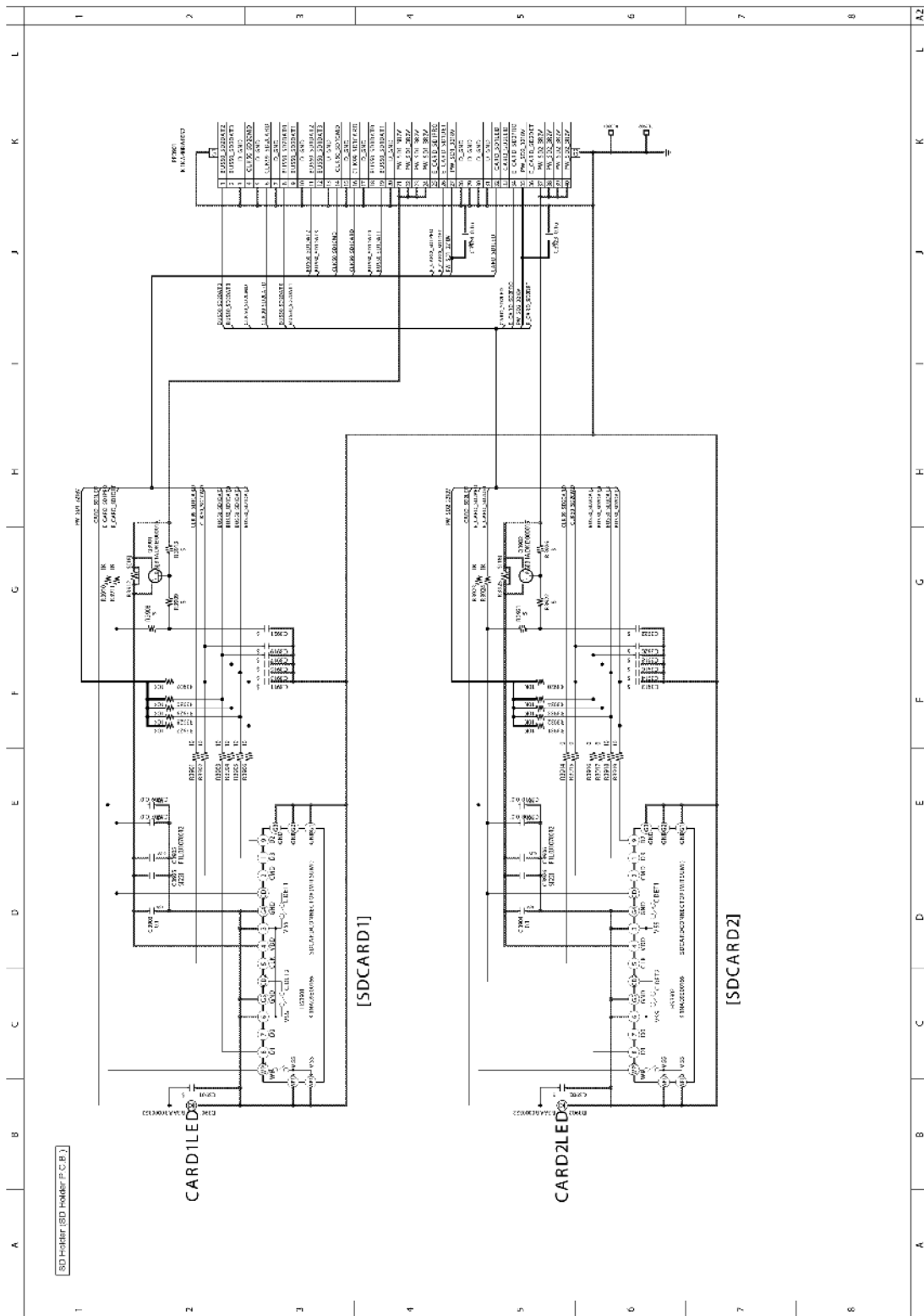
Model No. : HC-PV100GC/GK/GW XLR Rear Amp 2 (XLR Rear P.C.B. Unit)



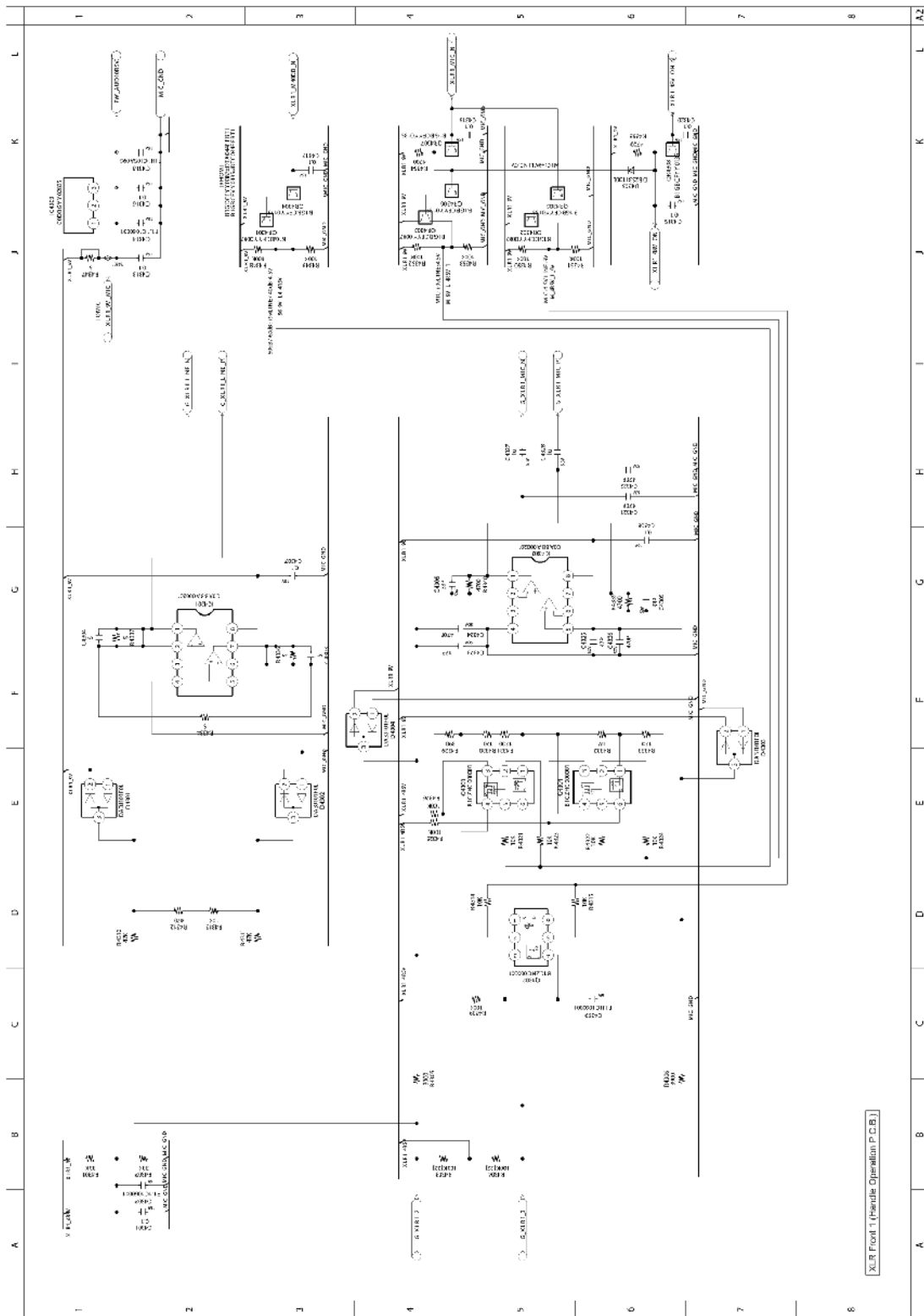
Model No. : HC-PV100GC/GK/GW Ring LED (Ring LED P.C.B.)



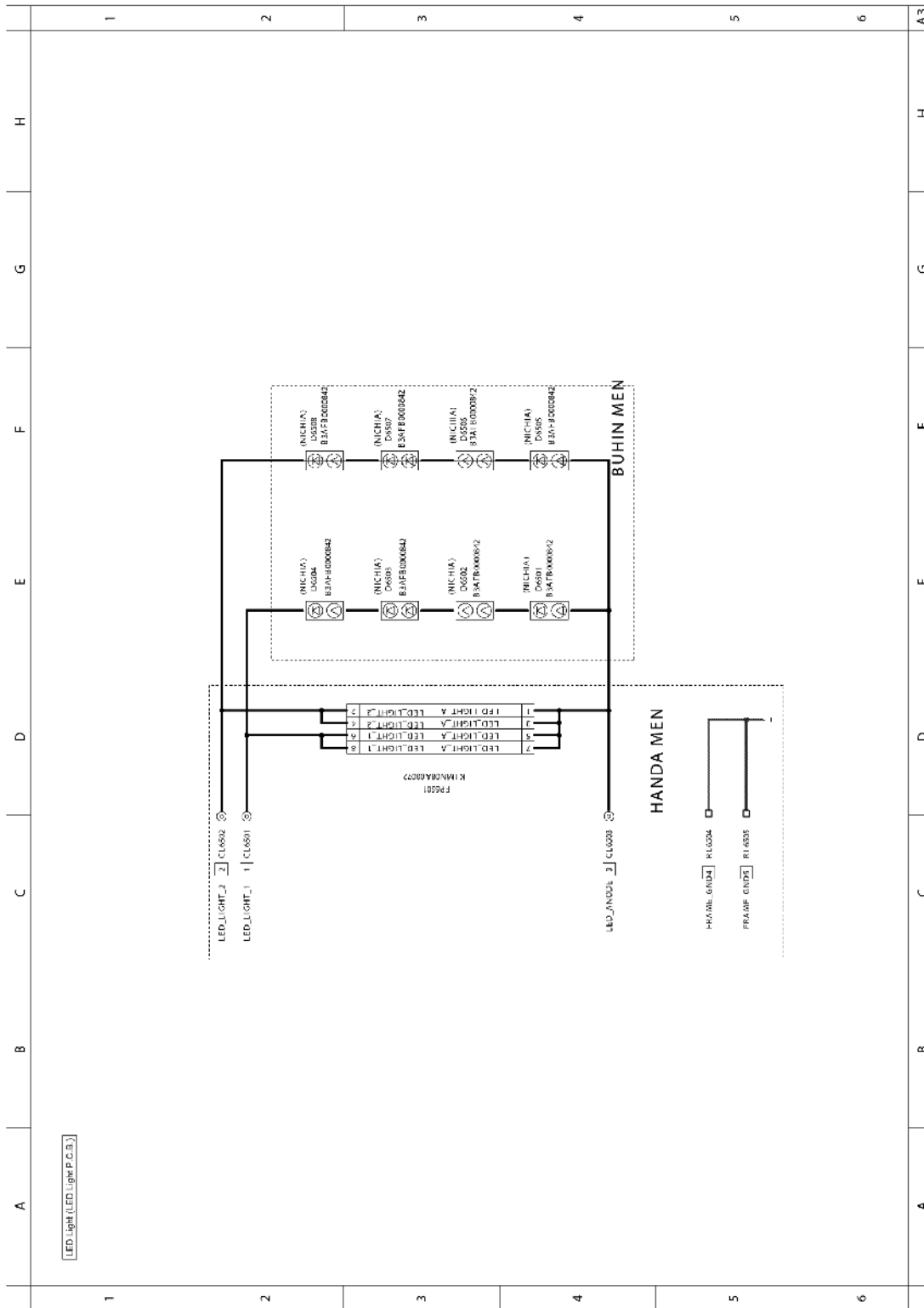
Model No. : HC-PV100GC/GK/GW SD Holder (SD Holder P.C.B.)



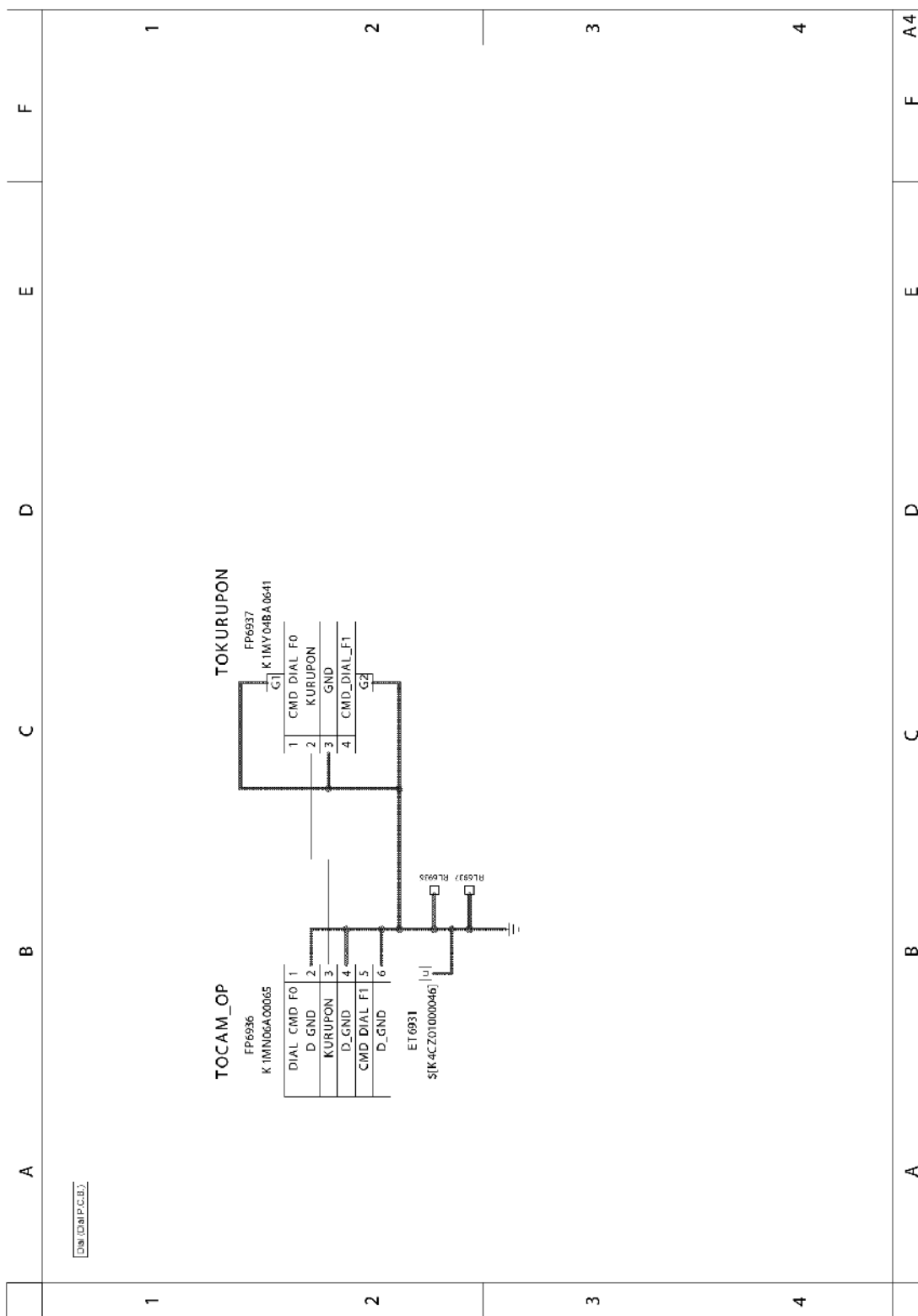
Model No. : HC-PV100GC/GK/GW XLR Front 1 (Handle Operation P.C.B.)



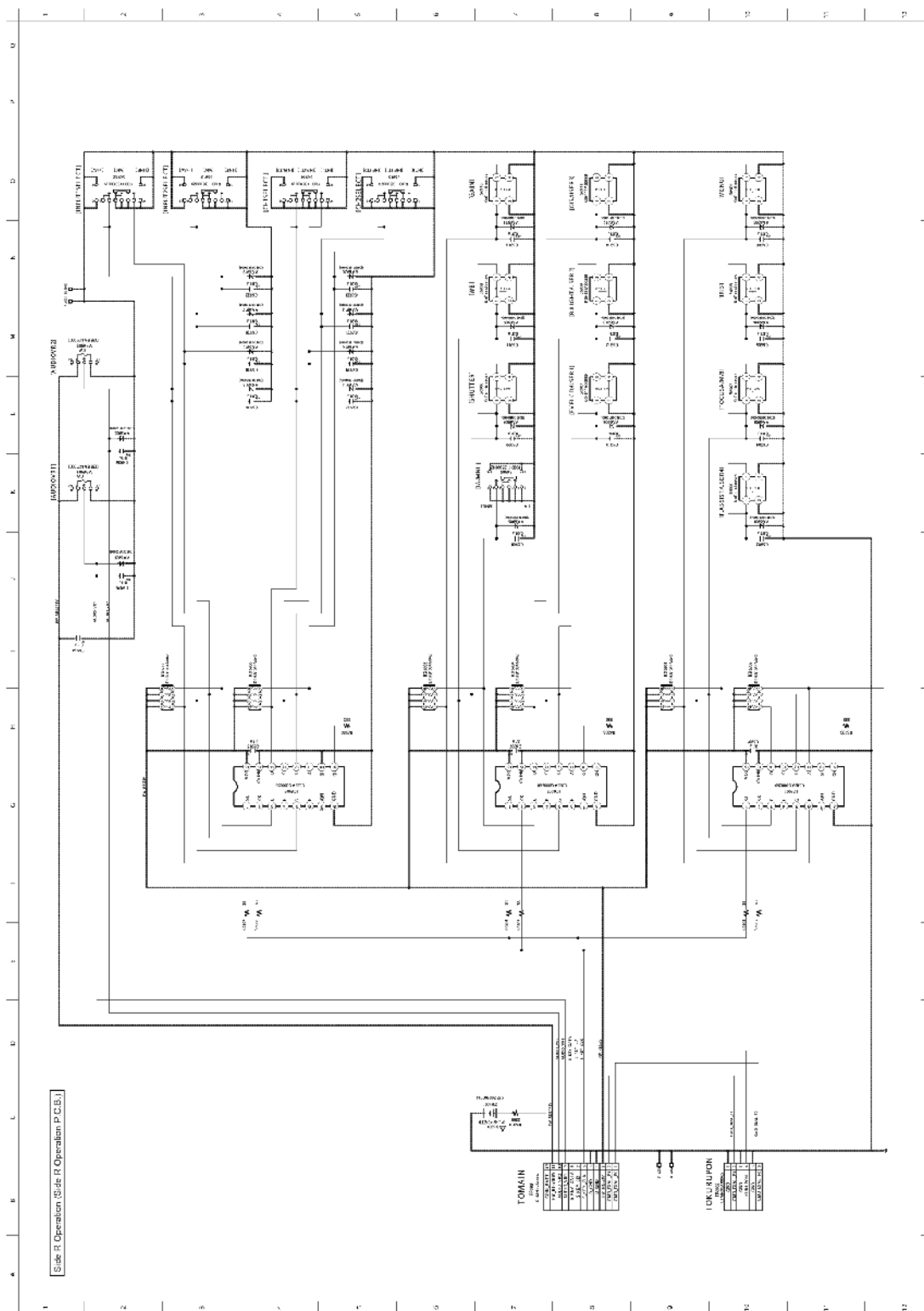
Model No. : HC-PV100GC/GK/GW LED Light (LED Light P.C.B.)



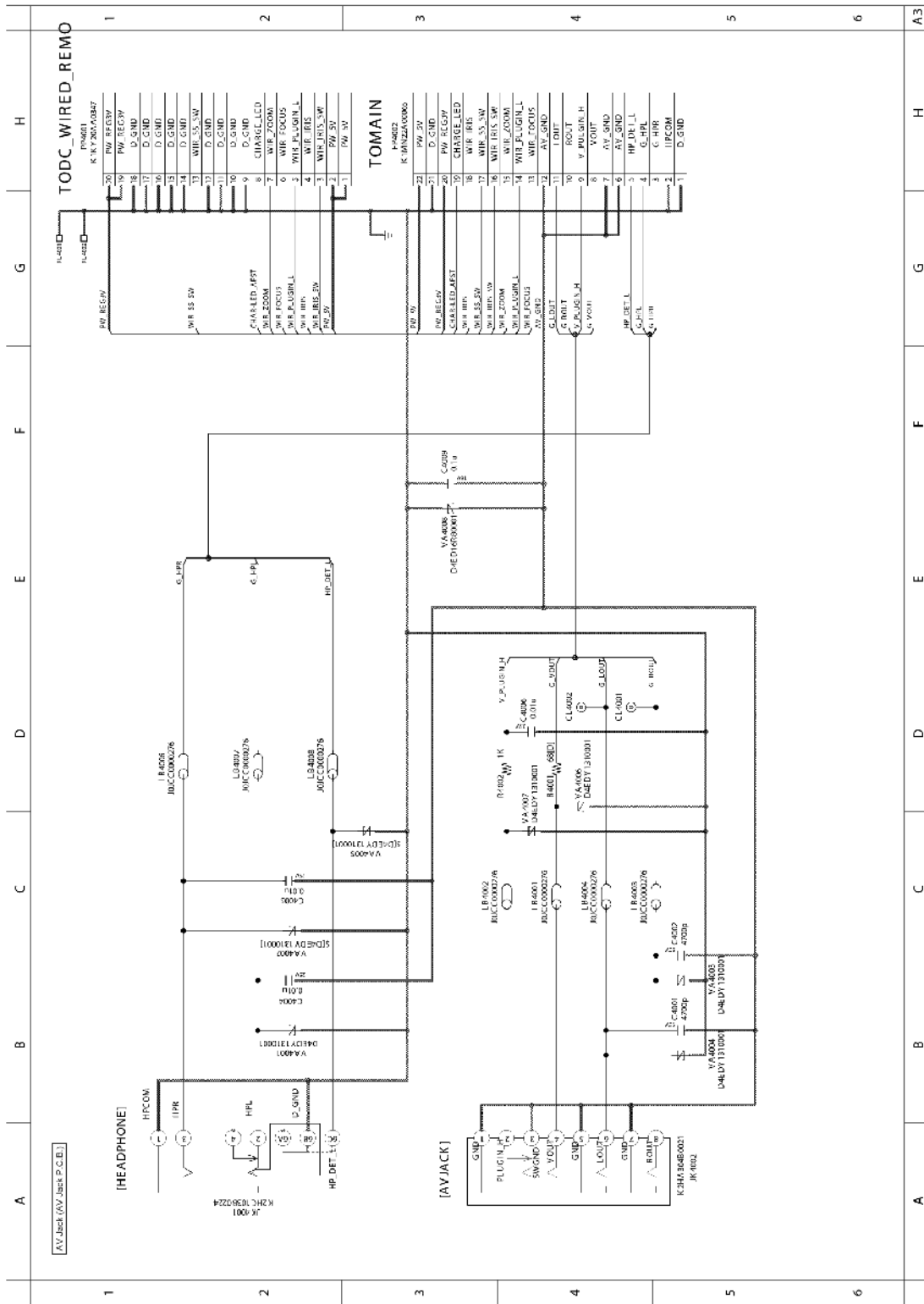
Model No. : HC-PV100GC/GK/GW Dial (Dial P.C.B.)



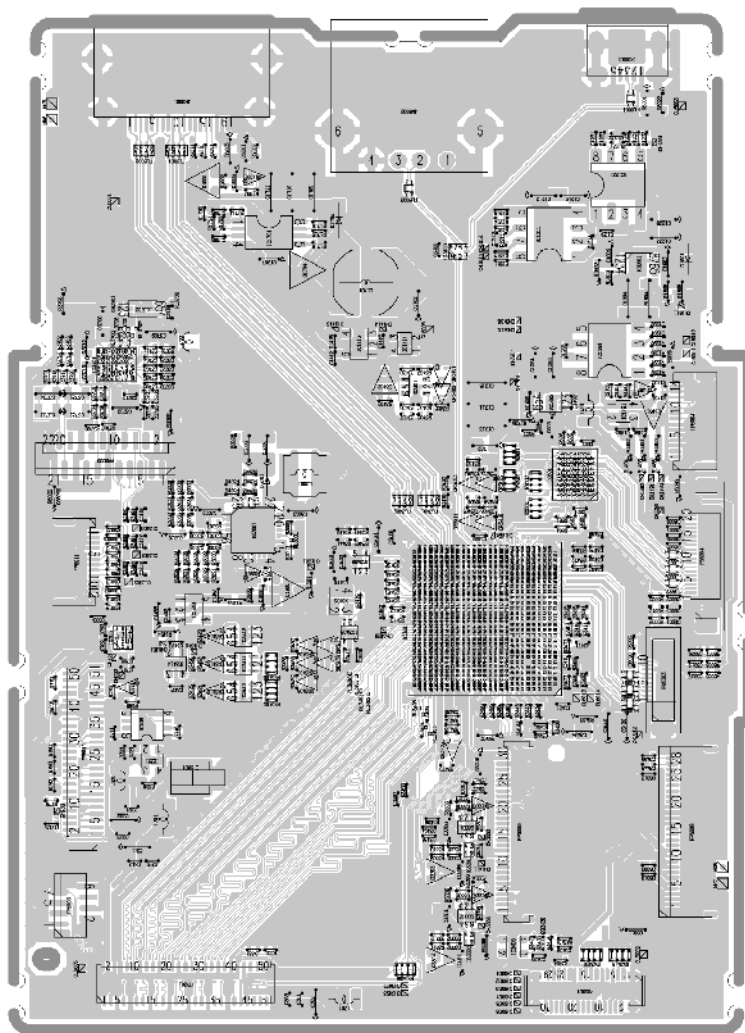
Model No. : HC-PV100GC/GK/GW Side R Operation (Side R Operation P.C.B.)



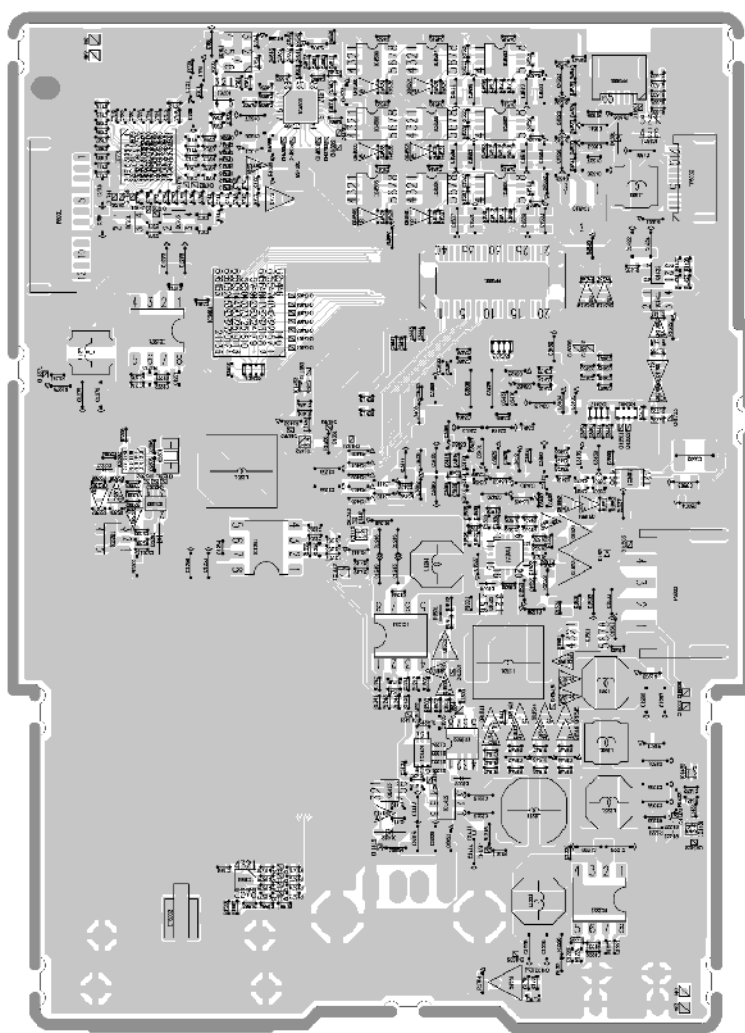
Model No. : HC-PV100GC/GK/GW AV Jack (AV Jack P.C.B.)



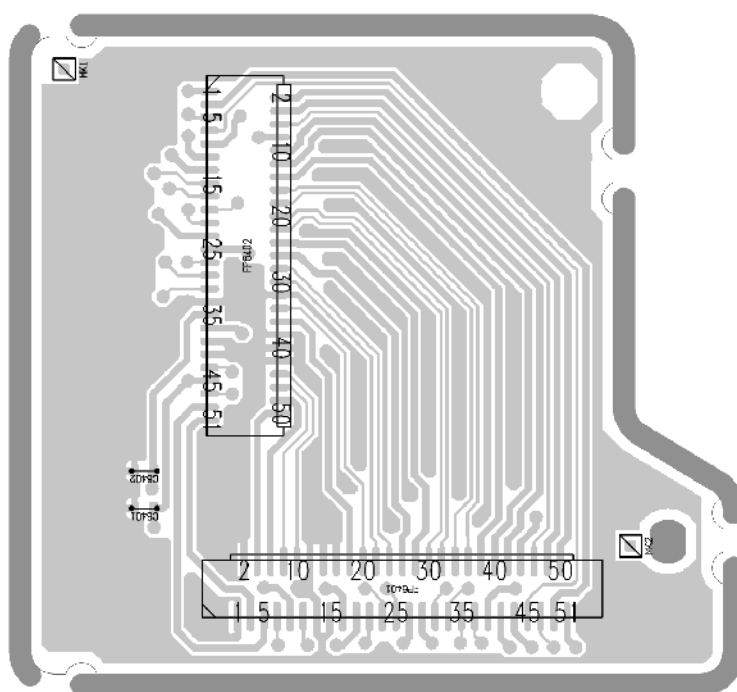
Model No. : HC-PV100GC/GK/GW Main P.C.B.(Component Side)



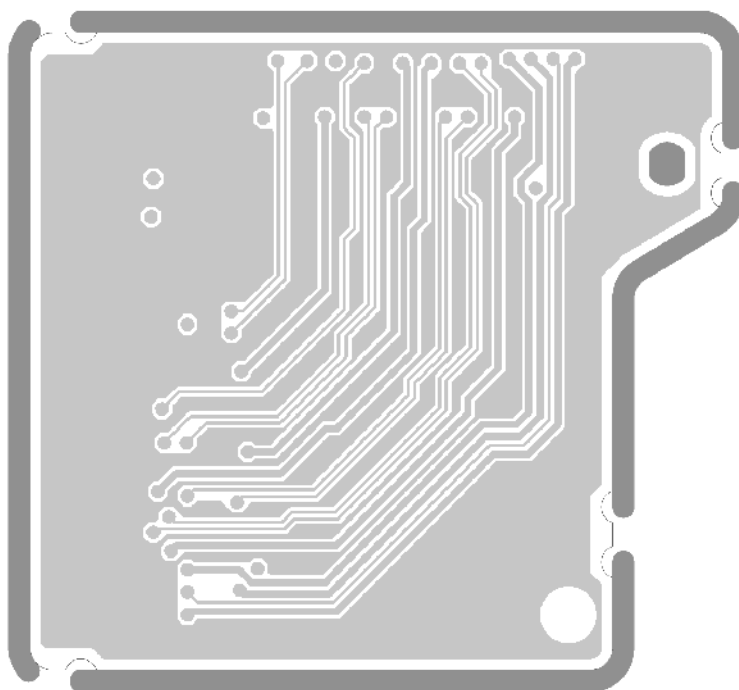
Model No. : HC-PV100GC/GK/GW Main P.C.B.(Foil Side)



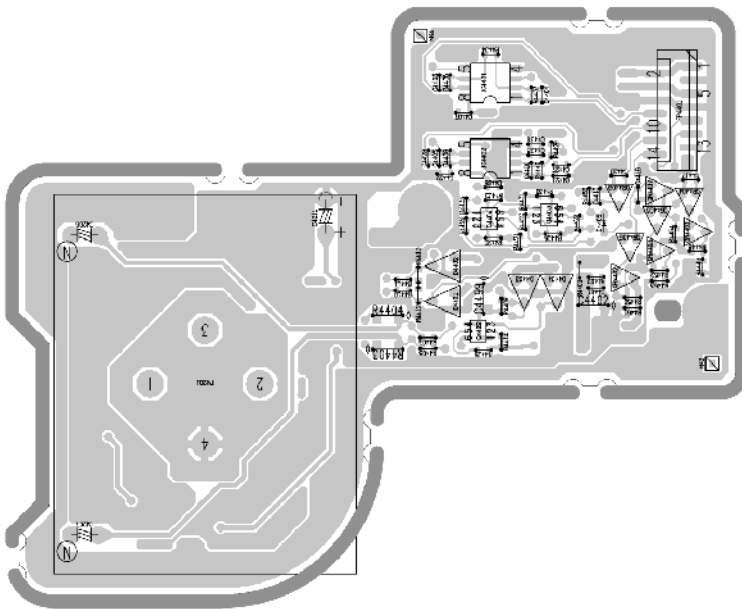
Model No. : HC-PV100GC/GK/GW Lens Relay P.C.B.(Component Side)



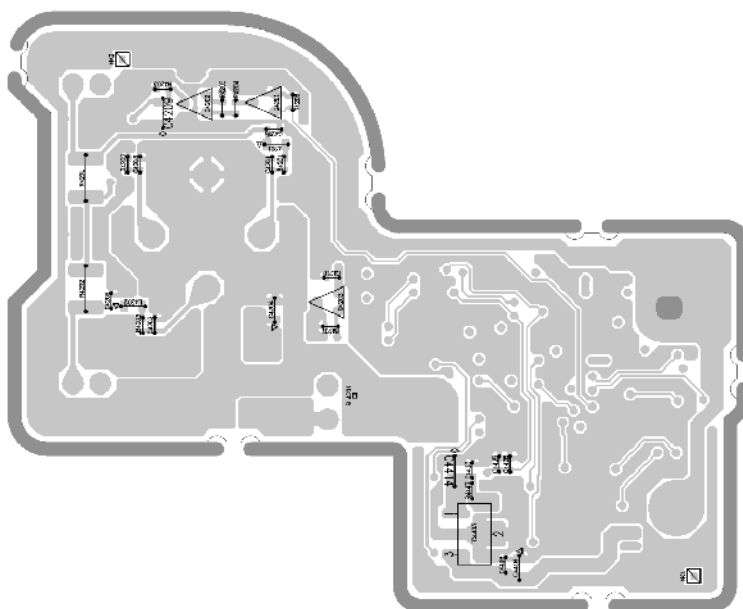
Model No. : HC-PV100GC/GK/GW Lens Relay P.C.B.(Foil Side)



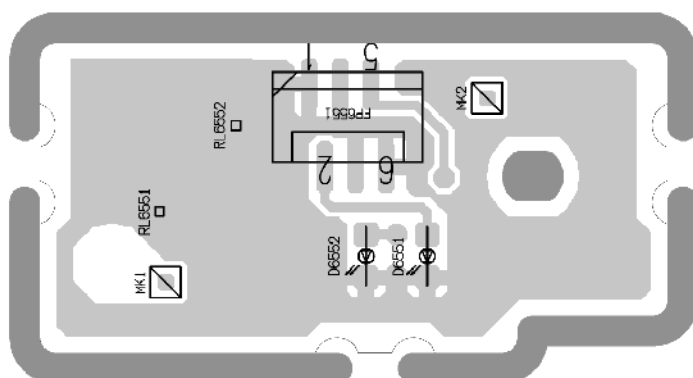
Model No. : HC-PV100GC/GK/GW XLR Rear P.C.B. Unit(Component Side)




Model No. : HC-PV100GC/GK/GW XLR Rear P.C.B. Unit(Foil Side)



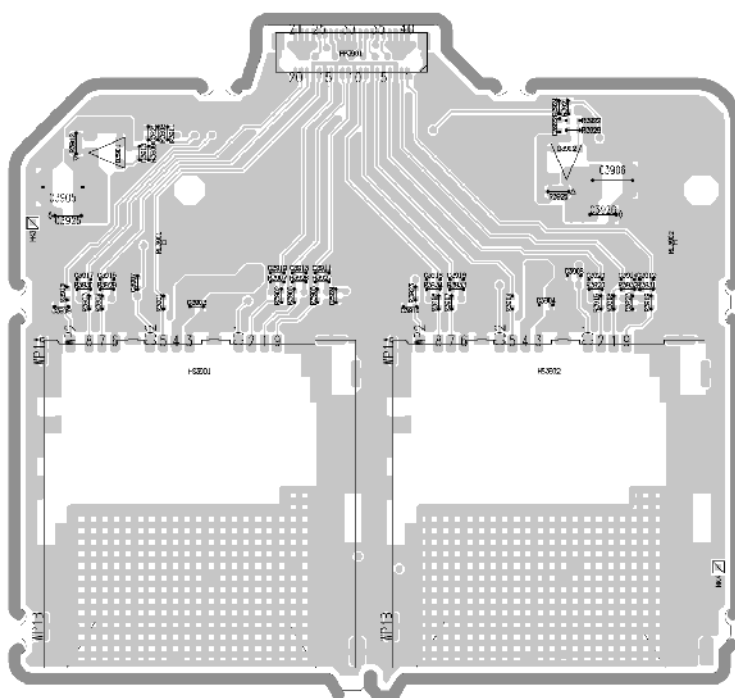
Model No. : HC-PV100GC/GK/GW Ring LED P.C.B.(Component Side)



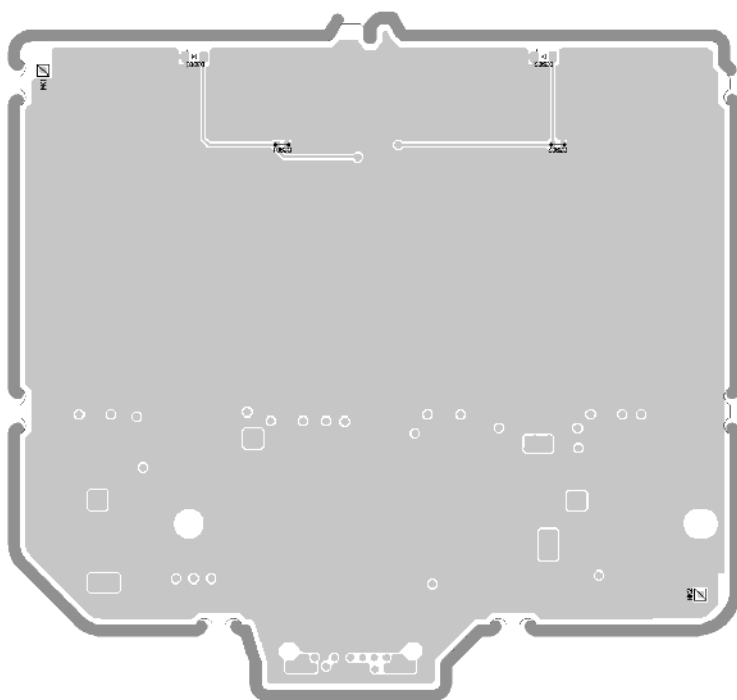
Model No. : HC-PV100GC/GK/GW Ring LED P.C.B.(Foil Side)



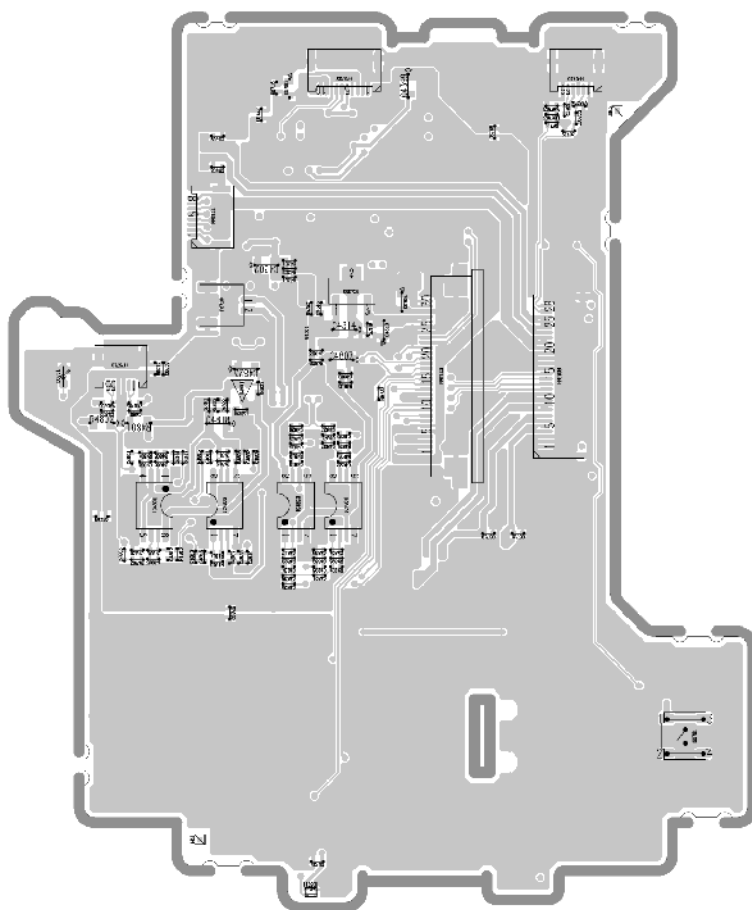
Model No. : HC-PV100GC/GK/GW SD Holder P.C.B.(Component Side)



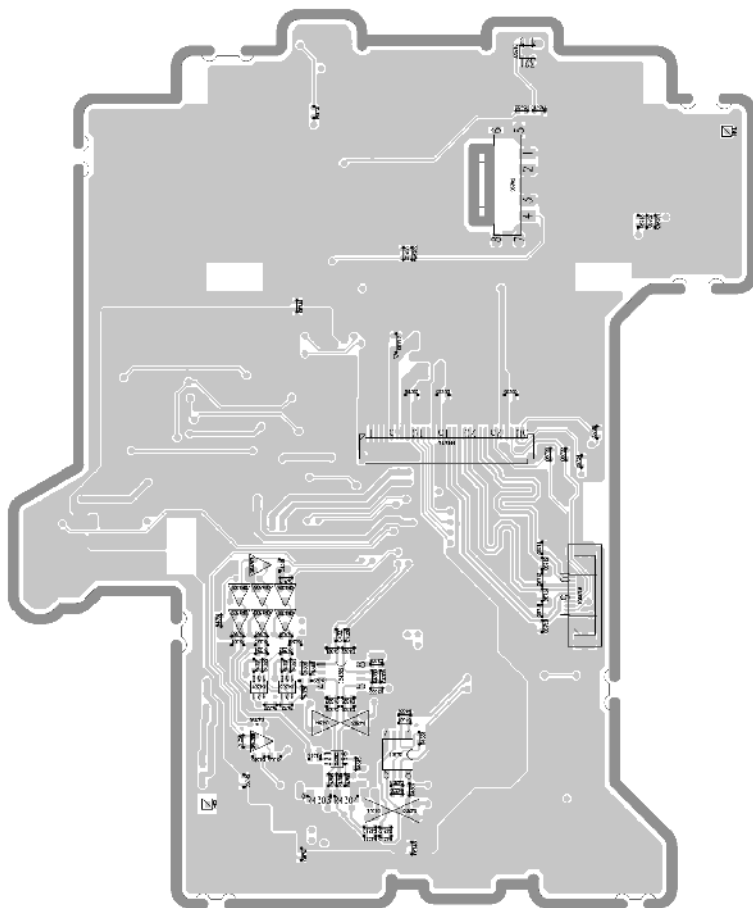
Model No. : HC-PV100GC/GK/GW SD Holder P.C.B.(Foil Side)



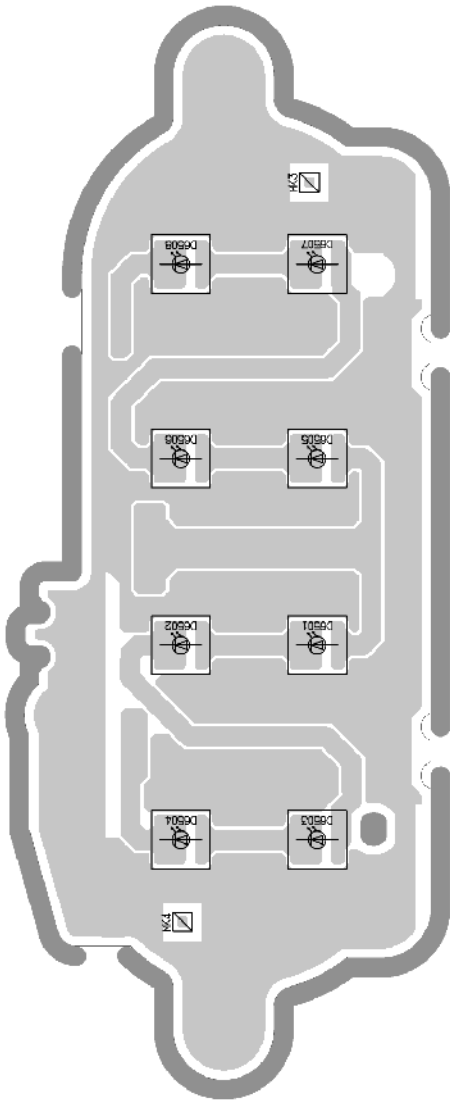
Model No. : HC-PV100GC/GK/GW Handle Operation P.C.B.(Component Side)



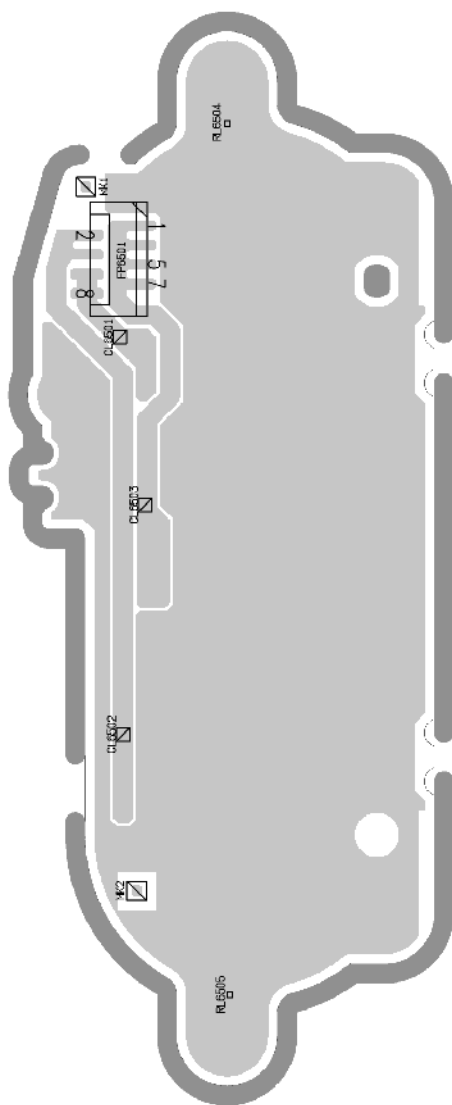
Model No. : HC-PV100GC/GK/GW Handle Operation P.C.B.(Foil Side)



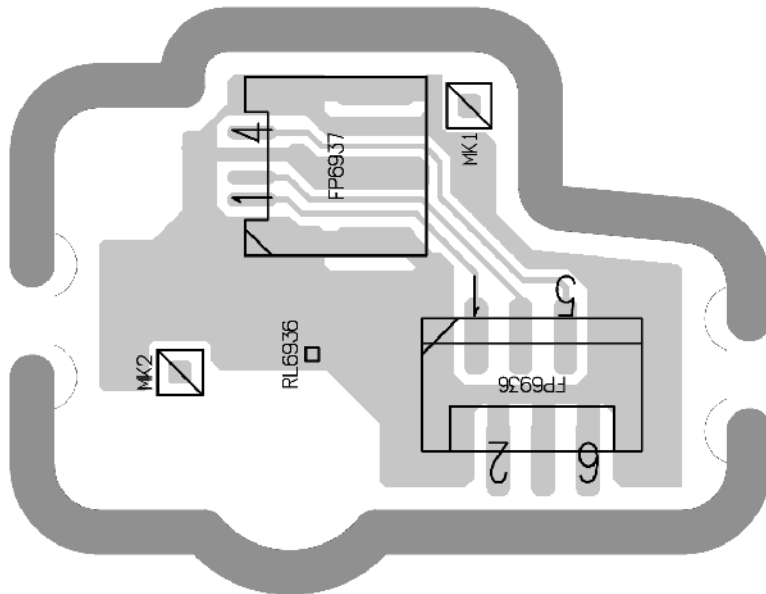
Model No. : HC-PV100GC/GK/GW LED Light P.C.B.(Component Side)



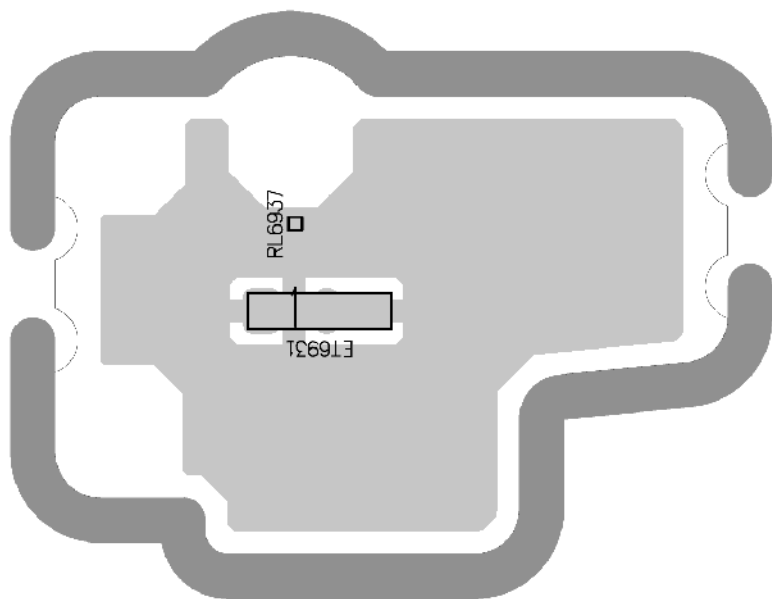
Model No. : HC-PV100GC/GK/GW LED Light P.C.B.(Foil Side)



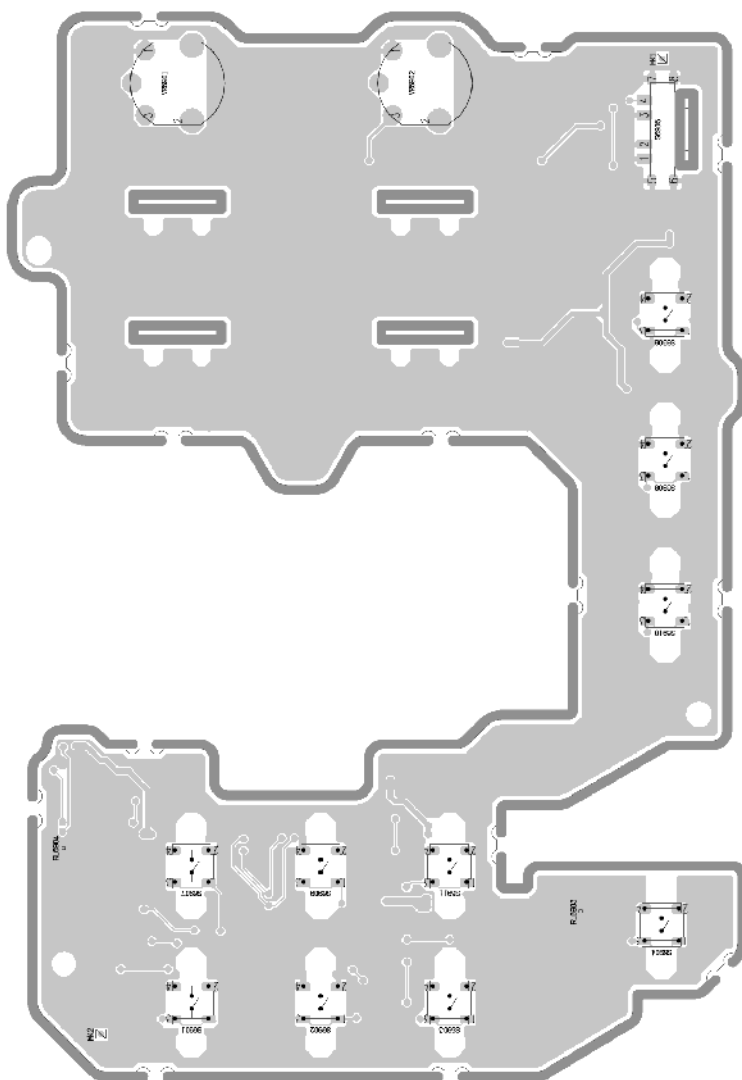
Model No. : HC-PV100GC/GK/GW Dial P.C.B.(Component Side)



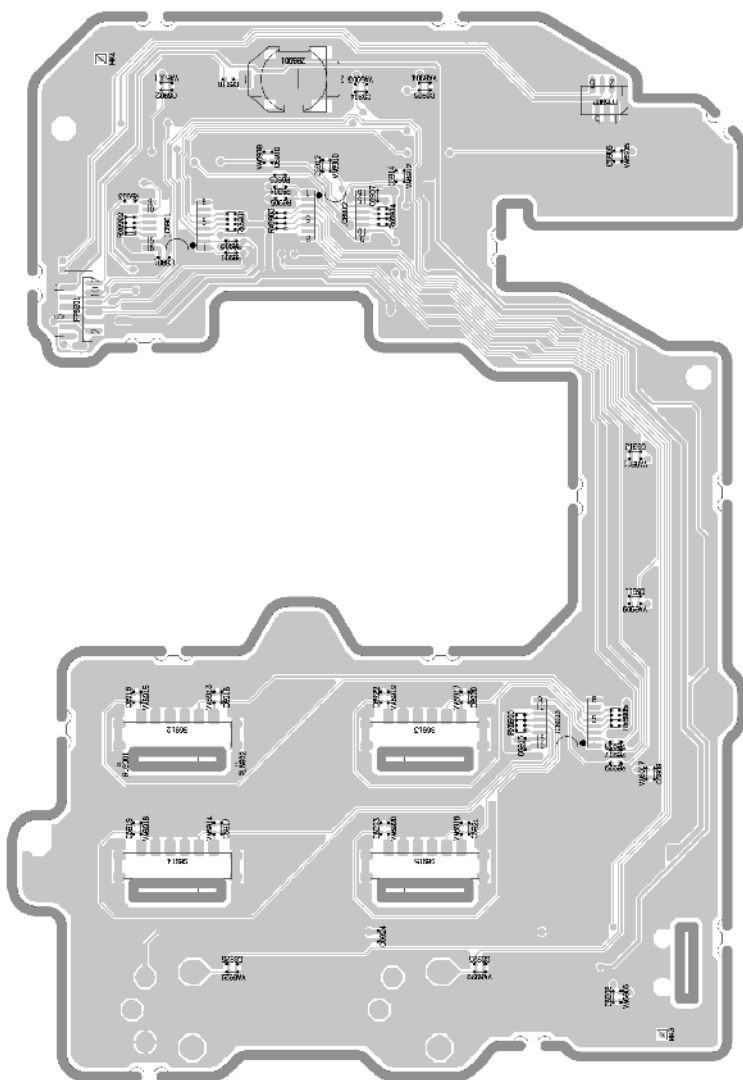
Model No. : HC-PV100GC/GK/GW Dial P.C.B.(Foil Side)



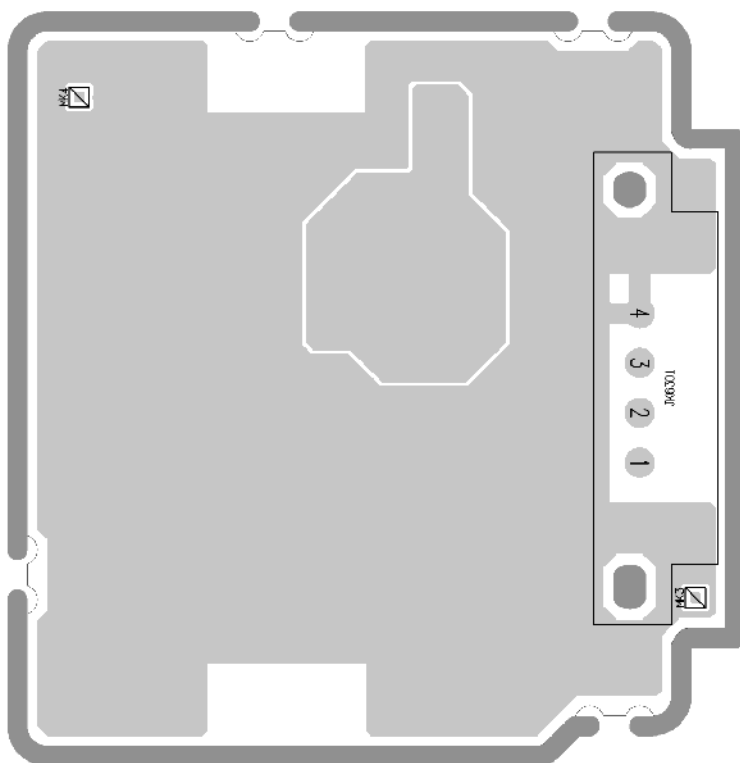
Model No. : HC-PV100GC/GK/GW Side R Operation P.C.B.(Component Side)



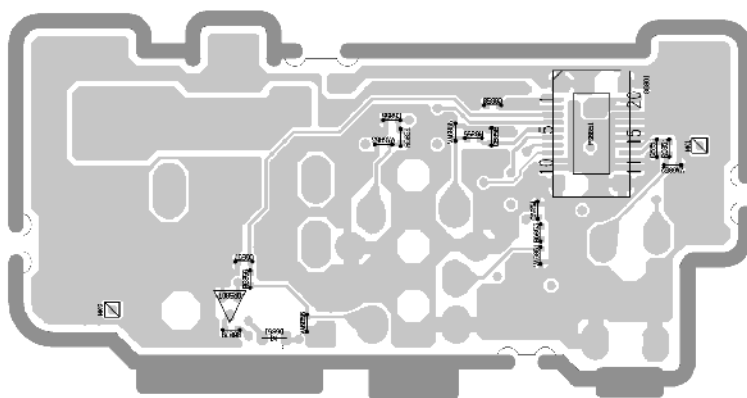
Model No. : HC-PV100GC/GK/GW Side R Operation P.C.B.(Foil Side)



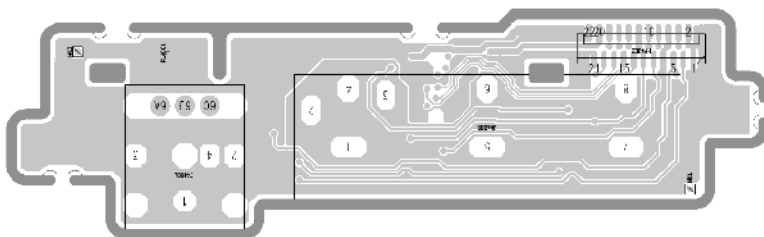
Model No. : HC-PV100GC/GK/GW Battery Catcher P.C.B.(Component Side)



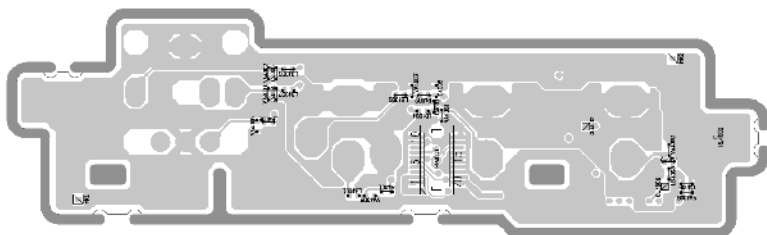
Model No. : HC-PV100GC/GK/GW DC/Remote Jack P.C.B.(Foil Side)




Model No. : HC-PV100GC/GK/GW AV Jack P.C.B.(Component Side)



Model No. : HC-PV100GC/GK/GW AV Jack P.C.B.(Foil Side)



Model No. : HC-PV100GC/GK/GW Parts List

Change	Safety	Ref. No.	Part No.	Part Name & Description	Q'ty	Remarks
		B6901	ML-614S/ZTK	BATTERY	1	
		C301	F1G0J1050007	C.CAPACITOR CH 6.3V 1U	1	
		C302	F1J1A106A043	C.CAPACITOR CH 10V 10U	1	
		C311	F1J1A106A043	C.CAPACITOR CH 10V 10U	1	
		C312	F1G0J1050007	C.CAPACITOR CH 6.3V 1U	1	
		C320	F1G0J1050007	C.CAPACITOR CH 6.3V 1U	1	
		C321	F1G0J1050007	C.CAPACITOR CH 6.3V 1U	1	
		C322	F1J1A106A043	C.CAPACITOR CH 10V 10U	1	
		C323	F1G0J1050007	C.CAPACITOR CH 6.3V 1U	1	
		C603	F1H0J4750004	C.CAPACITOR CH 6.3V 4.7U	1	
		C703	F1J1A106A043	C.CAPACITOR CH 10V 10U	1	
		C704	F1G0J1050007	C.CAPACITOR CH 6.3V 1U	1	
		C705	F1G0J1050007	C.CAPACITOR CH 6.3V 1U	1	
		C707	F1G0J1050007	C.CAPACITOR CH 6.3V 1U	1	
		C708	F1J1A106A043	C.CAPACITOR CH 10V 10U	1	
		C709	F1J1A106A043	C.CAPACITOR CH 10V 10U	1	
		C711	F1G0J1050007	C.CAPACITOR CH 6.3V 1U	1	
		C713	F1G1H101A948	C.CAPACITOR CH 50V 100P	1	
		C714	F1G1H101A948	C.CAPACITOR CH 50V 100P	1	
		C715	F1G1C104A146	C.CAPACITOR CH 16V 0.1U	1	
		C716	F1G1E1030005	C.CAPACITOR CH 25V 0.01U	1	
		C719	F1G1E1030005	C.CAPACITOR CH 25V 0.01U	1	
		C720	F1G1E1030005	C.CAPACITOR CH 25V 0.01U	1	
		C721	F1G1E1030005	C.CAPACITOR CH 25V 0.01U	1	
		C722	F1G1E1030005	C.CAPACITOR CH 25V 0.01U	1	
		C723	F1G1E1030005	C.CAPACITOR CH 25V 0.01U	1	
		C724	F1G1E1030005	C.CAPACITOR CH 25V 0.01U	1	
		C725	F1G1E1030005	C.CAPACITOR CH 25V 0.01U	1	
		C726	F1G1E1030005	C.CAPACITOR CH 25V 0.01U	1	
		C727	F1G1E1030005	C.CAPACITOR CH 25V 0.01U	1	
		C741	F1G0J1050007	C.CAPACITOR CH 6.3V 1U	1	
		C742	F1G1H472A571	C.CAPACITOR CH 50V 4700P	1	
		C743	F1G1H472A571	C.CAPACITOR CH 50V 4700P	1	
		C751	F1J1A106A043	C.CAPACITOR CH 10V 10U	1	
		C753	F1G1C104A146	C.CAPACITOR CH 16V 0.1U	1	
		C754	F1G1H222A830	C.CAPACITOR CH 50V 2200P	1	
		C761	F1G1E1030005	C.CAPACITOR CH 25V 0.01U	1	
		C765	F1G0J1050007	C.CAPACITOR CH 6.3V 1U	1	
		C767	F1G1C104A146	C.CAPACITOR CH 16V 0.1U	1	
		C784	F1G1C104A146	C.CAPACITOR CH 16V 0.1U	1	
		C785	F1G1C104A146	C.CAPACITOR CH 16V 0.1U	1	
		C786	F1G1C104A146	C.CAPACITOR CH 16V 0.1U	1	
		C787	F1G1H471A830	C.CAPACITOR CH 50V 470P	1	
		C788	F1G1H471A830	C.CAPACITOR CH 50V 470P	1	
		C1005	F1H1C105A167	C.CAPACITOR CH 16V 1U	1	
		C1211	F1G1C223A146	C.CAPACITOR CH 16V 0.022U	1	
		C1212	F1G1H222A830	C.CAPACITOR CH 50V 2200P	1	
		C1213	F1J1C1060001	C.CAPACITOR CH 16V 10U	1	
		C1214	F1G1C104A146	C.CAPACITOR CH 16V 0.1U	1	
		C1215	F1J0J2260004	C.CAPACITOR CH 6.3V 22U	1	
		C1216	F1J0J2260004	C.CAPACITOR CH 6.3V 22U	1	
		C1221	F1G1C223A146	C.CAPACITOR CH 16V 0.022U	1	
		C1222	F1G1H102A830	C.CAPACITOR CH 50V 1000P	1	
		C1223	F1J1C1060001	C.CAPACITOR CH 16V 10U	1	
		C1224	F1G1C104A146	C.CAPACITOR CH 16V 0.1U	1	
		C1225	F1J0J2260004	C.CAPACITOR CH 6.3V 22U	1	
		C1226	F1J0J2260004	C.CAPACITOR CH 6.3V 22U	1	
		C1231	F1G1C223A146	C.CAPACITOR CH 16V 0.022U	1	
		C1232	F1G1H222A830	C.CAPACITOR CH 50V 2200P	1	
		C1233	F1J1C1060001	C.CAPACITOR CH 16V 10U	1	
		C1234	F1G1C104A146	C.CAPACITOR CH 16V 0.1U	1	

		C1235	F1J0J2260004	C.CAPACITOR CH 6.3V 22U	1	
--	--	-------	--------------	-------------------------	---	--

Model No. : HC-PV100GC/GK/GW Parts List

Change	Safety	Ref. No.	Part No.	Part Name & Description	Q'ty	Remarks
		C1236	F1J0J2260004	C.CAPACITOR CH 6.3V 22U	1	
		C1241	F1G0J1050007	C.CAPACITOR CH 6.3V 1U	1	
		C1242	F1G1E562A086	C.CAPACITOR CH 25V 5600P	1	
		C1243	F1J1C1060001	C.CAPACITOR CH 16V 10U	1	
		C1244	F1G1C104A146	C.CAPACITOR CH 16V 0.1U	1	
		C1245	F1J0J2260004	C.CAPACITOR CH 6.3V 22U	1	
		C1246	F1J0J2260004	C.CAPACITOR CH 6.3V 22U	1	
		C1251	F1G0J1050007	C.CAPACITOR CH 6.3V 1U	1	
		C1252	F1G1E562A086	C.CAPACITOR CH 25V 5600P	1	
		C1253	F1J1C1060001	C.CAPACITOR CH 16V 10U	1	
		C1254	F1G1C104A146	C.CAPACITOR CH 16V 0.1U	1	
		C1255	F1J0J2260004	C.CAPACITOR CH 6.3V 22U	1	
		C1256	F1J0J2260004	C.CAPACITOR CH 6.3V 22U	1	
		C1271	F1G1C223A146	C.CAPACITOR CH 16V 0.022U	1	
		C1272	F1G1H472A571	C.CAPACITOR CH 50V 4700P	1	
		C1273	F1J1C1060001	C.CAPACITOR CH 16V 10U	1	
		C1274	F1G1C104A146	C.CAPACITOR CH 16V 0.1U	1	
		C1275	F1J0J2260004	C.CAPACITOR CH 6.3V 22U	1	
		C1276	F1J0J2260004	C.CAPACITOR CH 6.3V 22U	1	
		C1291	F1G0J1050007	C.CAPACITOR CH 6.3V 1U	1	
		C1292	F1G1E682A144	C.CAPACITOR CH 25V 6800P	1	
		C1293	F1J1C1060001	C.CAPACITOR CH 16V 10U	1	
		C1295	F1G1C104A146	C.CAPACITOR CH 16V 0.1U	1	
		C1296	F1J0J2260004	C.CAPACITOR CH 6.3V 22U	1	
		C1297	F1J0J2260004	C.CAPACITOR CH 6.3V 22U	1	
		C1411	F1G0J1050007	C.CAPACITOR CH 6.3V 1U	1	
		C1413	F1J1A106A043	C.CAPACITOR CH 10V 10U	1	
		C1415	F1G0J1050007	C.CAPACITOR CH 6.3V 1U	1	
		C1416	F1G0J1050007	C.CAPACITOR CH 6.3V 1U	1	
		C1421	F1G0J1050007	C.CAPACITOR CH 6.3V 1U	1	
		C1432	F1G0J1050007	C.CAPACITOR CH 6.3V 1U	1	
		C1442	F1G0J1050007	C.CAPACITOR CH 6.3V 1U	1	
		C1451	F1G1C104A146	C.CAPACITOR CH 16V 0.1U	1	
		C1454	F1G0J1050007	C.CAPACITOR CH 6.3V 1U	1	
		C1455	F1H0J4750004	C.CAPACITOR CH 6.3V 4.7U	1	
		C1461	F1G0J1050007	C.CAPACITOR CH 6.3V 1U	1	
		C1491	F1G0J1050007	C.CAPACITOR CH 6.3V 1U	1	
		C1492	F1G0J224A001	C.CAPACITOR CH 6.3V 0.22U	1	
		C1493	F1G0J1050007	C.CAPACITOR CH 6.3V 1U	1	
		C1501	F1H1E105A116	C.CAPACITOR CH 25V 1U	1	
		C1502	F1G1C104A146	C.CAPACITOR CH 16V 0.1U	1	
		C1503	F1G1C104A146	C.CAPACITOR CH 16V 0.1U	1	
		C1504	F1G0J1050007	C.CAPACITOR CH 6.3V 1U	1	
		C1505	F1G1C104A146	C.CAPACITOR CH 16V 0.1U	1	
		C1522	F1G1C104A146	C.CAPACITOR CH 16V 0.1U	1	
		C1523	F1H1E105A116	C.CAPACITOR CH 25V 1U	1	
		C1524	F1G1C104A146	C.CAPACITOR CH 16V 0.1U	1	
		C1525	F1G1C104A146	C.CAPACITOR CH 16V 0.1U	1	
		C1526	F1G1A473A032	C.CAPACITOR CH 10V 0.047U	1	
		C1527	F1H1C105A167	C.CAPACITOR CH 16V 1U	1	
		C1528	F1H1C105A167	C.CAPACITOR CH 16V 1U	1	
		C1529	F1G1C104A146	C.CAPACITOR CH 16V 0.1U	1	
		C1531	F1G1C104A146	C.CAPACITOR CH 16V 0.1U	1	
		C1532	F1J1A106A043	C.CAPACITOR CH 10V 10U	1	
		C1533	F1J1A106A043	C.CAPACITOR CH 10V 10U	1	
		C1534	F1G1H101A948	C.CAPACITOR CH 50V 100P	1	
		C1535	F1G1C104A146	C.CAPACITOR CH 16V 0.1U	1	
		C1536	F1G1C104A146	C.CAPACITOR CH 16V 0.1U	1	
		C1537	F1J1C1060001	C.CAPACITOR CH 16V 10U	1	
		C1551	F1G1H222A830	C.CAPACITOR CH 50V 2200P	1	
		C1601	F1J1C475A059	C.CAPACITOR CH 16V 4.7U	1	

		C1602	F1G1C104A146	C.CAPACITOR CH 16V 0.1U	1	
--	--	-------	--------------	-------------------------	---	--

Model No. : HC-PV100GC/GK/GW Parts List

Change	Safety	Ref. No.	Part No.	Part Name & Description	Q'ty	Remarks
		C1603	F1J1C475A059	C.CAPACITOR CH 16V 4.7U	1	
		C1701	F1G1C223A146	C.CAPACITOR CH 16V 0.022U	1	
		C1702	F1J1C1060001	C.CAPACITOR CH 16V 10U	1	
		C1705	F1G1E1030005	C.CAPACITOR CH 25V 0.01U	1	
		C1706	F1G1C104A146	C.CAPACITOR CH 16V 0.1U	1	
		C1707	F1H1C105A167	C.CAPACITOR CH 16V 1U	1	
		C1709	F1K2A105A006	C.CAPACITOR CH 100V 1U	1	
		C1710	F1K2A105A006	C.CAPACITOR CH 100V 1U	1	
		C1711	F1K2A105A006	C.CAPACITOR CH 100V 1U	1	
		C1713	F1K2A105A006	C.CAPACITOR CH 100V 1U	1	
		C1714	F1K2A105A006	C.CAPACITOR CH 100V 1U	1	
		C1715	F1K2A105A006	C.CAPACITOR CH 100V 1U	1	
		C1719	F1G0J224A001	C.CAPACITOR CH 6.3V 0.22U	1	
		C1720	F1G0J1050007	C.CAPACITOR CH 6.3V 1U	1	
		C1801	F1J1C475A059	C.CAPACITOR CH 16V 4.7U	1	
		C1802	F1H1C105A167	C.CAPACITOR CH 16V 1U	1	
		C1803	F1J1H3340002	C.CAPACITOR CH 50V 0.33U	1	
		C1804	F1K1H475A256	C.CAPACITOR CH 50V 4.7U	1	
		C1901	F1H1C105A167	C.CAPACITOR CH 16V 1U	1	
		C2301	F1G1C104A146	C.CAPACITOR CH 16V 0.1U	1	
		C2302	F1G1C104A146	C.CAPACITOR CH 16V 0.1U	1	
		C2303	F1G1C104A146	C.CAPACITOR CH 16V 0.1U	1	
		C2304	F1G1C104A146	C.CAPACITOR CH 16V 0.1U	1	
		C2305	F1G1H6R0A833	C.CAPACITOR CH 50V 6P	1	
		C3002	F1H0J4750004	C.CAPACITOR CH 6.3V 4.7U	1	
		C3003	F1J1C1060001	C.CAPACITOR CH 16V 10U	1	
		C3004	F1J1H225A928	C.CAPACITOR CH 50V 2.2U	1	
		C3005	F1J1H225A928	C.CAPACITOR CH 50V 2.2U	1	
		C3006	F1G1C223A146	C.CAPACITOR CH 16V 0.022U	1	
		C3007	F1G1C104A146	C.CAPACITOR CH 16V 0.1U	1	
		C3303	F1H0J4750004	C.CAPACITOR CH 6.3V 4.7U	1	
		C3304	F1H0J4750004	C.CAPACITOR CH 6.3V 4.7U	1	
		C3305	F1G1E1030005	C.CAPACITOR CH 25V 0.01U	1	
		C3306	F1G1E1030005	C.CAPACITOR CH 25V 0.01U	1	
		C3309	F1H0J4750004	C.CAPACITOR CH 6.3V 4.7U	1	
		C3310	F1H0J4750004	C.CAPACITOR CH 6.3V 4.7U	1	
		C3401	F1J1A106A043	C.CAPACITOR CH 10V 10U	1	
		C3403	F1J1A106A043	C.CAPACITOR CH 10V 10U	1	
		C3404	F1G1C104A146	C.CAPACITOR CH 16V 0.1U	1	
		C3405	F1J1A106A043	C.CAPACITOR CH 10V 10U	1	
		C3406	F1G1C104A146	C.CAPACITOR CH 16V 0.1U	1	
		C3407	F1G1C104A146	C.CAPACITOR CH 16V 0.1U	1	
		C3408	F1G0J1050007	C.CAPACITOR CH 6.3V 1U	1	
		C3409	F1G1H102A830	C.CAPACITOR CH 50V 1000P	1	
		C3410	F1G1C104A146	C.CAPACITOR CH 16V 0.1U	1	
		C3411	F1G1C104A146	C.CAPACITOR CH 16V 0.1U	1	
		C3412	F1G1C104A146	C.CAPACITOR CH 16V 0.1U	1	
		C3413	F1J1A106A043	C.CAPACITOR CH 10V 10U	1	
		C3414	F1G1C104A146	C.CAPACITOR CH 16V 0.1U	1	
		C3415	F1J1A106A043	C.CAPACITOR CH 10V 10U	1	
		C3416	F1G1C104A146	C.CAPACITOR CH 16V 0.1U	1	
		C3417	F1G1C104A146	C.CAPACITOR CH 16V 0.1U	1	
		C3418	F1G1C104A146	C.CAPACITOR CH 16V 0.1U	1	
		C3419	F1G1C104A146	C.CAPACITOR CH 16V 0.1U	1	
		C3420	F1J0J2260004	C.CAPACITOR CH 6.3V 22U	1	
		C3421	F1G1C104A146	C.CAPACITOR CH 16V 0.1U	1	
		C3422	F1G1E1030005	C.CAPACITOR CH 25V 0.01U	1	
		C3423	F1H0J4750004	C.CAPACITOR CH 6.3V 4.7U	1	
		C3424	F1G1C104A146	C.CAPACITOR CH 16V 0.1U	1	
		C3425	F1G1C104A146	C.CAPACITOR CH 16V 0.1U	1	
		C3426	F1G1E682A144	C.CAPACITOR CH 25V 6800P	1	

		C3427	F1G1C104A146	C.CAPACITOR CH 16V 0.1U	1	
--	--	-------	--------------	-------------------------	---	--

Model No. : HC-PV100GC/GK/GW Parts List

Change	Safety	Ref. No.	Part No.	Part Name & Description	Q'ty	Remarks
		C3428	F1G1C104A146	C.CAPACITOR CH 16V 0.1U	1	
		C3429	F1G1C104A146	C.CAPACITOR CH 16V 0.1U	1	
		C3430	F1G1C104A146	C.CAPACITOR CH 16V 0.1U	1	
		C3431	F1G1C104A146	C.CAPACITOR CH 16V 0.1U	1	
		C3432	F1H0J4750004	C.CAPACITOR CH 6.3V 4.7U	1	
		C3433	F1G1C104A146	C.CAPACITOR CH 16V 0.1U	1	
		C3434	F1G1C104A146	C.CAPACITOR CH 16V 0.1U	1	
		C3435	F1J1A106A043	C.CAPACITOR CH 10V 10U	1	
		C3436	F1G1C104A146	C.CAPACITOR CH 16V 0.1U	1	
		C3437	F1G1C104A146	C.CAPACITOR CH 16V 0.1U	1	
		C3438	F1G1C104A146	C.CAPACITOR CH 16V 0.1U	1	
		C3439	F1J1A106A043	C.CAPACITOR CH 10V 10U	1	
		C3440	F1J0J2260004	C.CAPACITOR CH 6.3V 22U	1	
		C3441	F1G1E1030005	C.CAPACITOR CH 25V 0.01U	1	
		C3442	F1G1E1030005	C.CAPACITOR CH 25V 0.01U	1	
		C3443	F1G0J1050007	C.CAPACITOR CH 6.3V 1U	1	
		C3444	F1G1C104A146	C.CAPACITOR CH 16V 0.1U	1	
		C3445	F1G1E1030005	C.CAPACITOR CH 25V 0.01U	1	
		C3446	F1G1E1030005	C.CAPACITOR CH 25V 0.01U	1	
		C3447	F1G0J1050007	C.CAPACITOR CH 6.3V 1U	1	
		C3448	F1G1E1030005	C.CAPACITOR CH 25V 0.01U	1	
		C3449	F1G1C104A146	C.CAPACITOR CH 16V 0.1U	1	
		C3450	F1G1C104A146	C.CAPACITOR CH 16V 0.1U	1	
		C3451	F1G1C104A146	C.CAPACITOR CH 16V 0.1U	1	
		C3452	F1G1C104A146	C.CAPACITOR CH 16V 0.1U	1	
		C3453	F1G1E1030005	C.CAPACITOR CH 25V 0.01U	1	
		C3454	F1G1C104A146	C.CAPACITOR CH 16V 0.1U	1	
		C3455	F1G1E1030005	C.CAPACITOR CH 25V 0.01U	1	
		C3456	F1G1C104A146	C.CAPACITOR CH 16V 0.1U	1	
		C3457	F1G1E1030005	C.CAPACITOR CH 25V 0.01U	1	
		C3458	F1J0J2260004	C.CAPACITOR CH 6.3V 22U	1	
		C3459	F1G1C104A146	C.CAPACITOR CH 16V 0.1U	1	
		C3460	F1G1C104A146	C.CAPACITOR CH 16V 0.1U	1	
		C3461	F1G1E1030005	C.CAPACITOR CH 25V 0.01U	1	
		C3462	F1G1C104A146	C.CAPACITOR CH 16V 0.1U	1	
		C3463	F1G1C104A146	C.CAPACITOR CH 16V 0.1U	1	
		C3464	F1J1A106A043	C.CAPACITOR CH 10V 10U	1	
		C3465	F1G1C104A146	C.CAPACITOR CH 16V 0.1U	1	
		C3466	F1G0J1050007	C.CAPACITOR CH 6.3V 1U	1	
		C3467	F1G1E1030005	C.CAPACITOR CH 25V 0.01U	1	
		C3468	F1G1E1030005	C.CAPACITOR CH 25V 0.01U	1	
		C3469	F1J1A106A043	C.CAPACITOR CH 10V 10U	1	
		C3470	F1G1C104A146	C.CAPACITOR CH 16V 0.1U	1	
		C3471	F1G1H472A571	C.CAPACITOR CH 50V 4700P	1	
		C3472	F1G1C104A146	C.CAPACITOR CH 16V 0.1U	1	
		C3473	F1G1C104A146	C.CAPACITOR CH 16V 0.1U	1	
		C3474	F1G1H332A830	C.CAPACITOR CH 50V 3300P	1	
		C3475	F1G1E1030005	C.CAPACITOR CH 25V 0.01U	1	
		C3476	F1K0J476A068	C.CAPACITOR CH 6.3V 47U	1	
		C3477	F1J1A106A043	C.CAPACITOR CH 10V 10U	1	
		C3478	F1G1C104A146	C.CAPACITOR CH 16V 0.1U	1	
		C3479	F1J1A106A043	C.CAPACITOR CH 10V 10U	1	
		C3480	F1G0J1050007	C.CAPACITOR CH 6.3V 1U	1	
		C3481	F1G1C104A146	C.CAPACITOR CH 16V 0.1U	1	
		C3482	F1G1C104A146	C.CAPACITOR CH 16V 0.1U	1	
		C3483	F1H0J4750004	C.CAPACITOR CH 6.3V 4.7U	1	
		C3484	F1G1H332A830	C.CAPACITOR CH 50V 3300P	1	
		C3485	F1G1H332A830	C.CAPACITOR CH 50V 3300P	1	
		C3486	F1G1H332A830	C.CAPACITOR CH 50V 3300P	1	
		C3487	F1G0J1050007	C.CAPACITOR CH 6.3V 1U	1	
		C3488	F1G1C104A146	C.CAPACITOR CH 16V 0.1U	1	

		C3489	F1J1A106A043	C.CAPACITOR CH 10V 10U	1	
--	--	-------	--------------	------------------------	---	--

Model No. : HC-PV100GC/GK/GW Parts List

Change	Safety	Ref. No.	Part No.	Part Name & Description	Q'ty	Remarks
		C3490	F1J1A106A043	C.CAPACITOR CH 10V 10U	1	
		C3491	F1H0J4750004	C.CAPACITOR CH 6.3V 4.7U	1	
		C3493	F1J1A106A043	C.CAPACITOR CH 10V 10U	1	
		C3494	F1G1C104A146	C.CAPACITOR CH 16V 0.1U	1	
		C3495	F1G1C104A146	C.CAPACITOR CH 16V 0.1U	1	
		C3497	F1G1E1030005	C.CAPACITOR CH 25V 0.01U	1	
		C3499	F1G1C104A146	C.CAPACITOR CH 16V 0.1U	1	
		C3500	F1G1C104A146	C.CAPACITOR CH 16V 0.1U	1	
		C3501	F1G1C104A146	C.CAPACITOR CH 16V 0.1U	1	
		C3502	F1L0J1070012	C.CAPACITOR CH 6.3V 100U	1	
		C3503	F1J0J2260004	C.CAPACITOR CH 6.3V 22U	1	
		C3504	F1G1C104A146	C.CAPACITOR CH 16V 0.1U	1	
		C3505	F1K0J476A068	C.CAPACITOR CH 6.3V 47U	1	
		C3506	F1G1C104A146	C.CAPACITOR CH 16V 0.1U	1	
		C3707	F1J0J2260004	C.CAPACITOR CH 6.3V 22U	1	
		C3708	F1J0J2260004	C.CAPACITOR CH 6.3V 22U	1	
		C3709	F1J0J2260004	C.CAPACITOR CH 6.3V 22U	1	
		C3710	F1G0J1050007	C.CAPACITOR CH 6.3V 1U	1	
		C3711	F1G1C104A146	C.CAPACITOR CH 16V 0.1U	1	
		C3712	F1H0J2250008	C.CAPACITOR CH 6.3V 2.2U	1	
		C3713	F1H0J2250008	C.CAPACITOR CH 6.3V 2.2U	1	
		C3714	F1G0J224A001	C.CAPACITOR CH 6.3V 0.22U	1	
		C3715	F1G0J224A001	C.CAPACITOR CH 6.3V 0.22U	1	
		C3716	F1G0J1050007	C.CAPACITOR CH 6.3V 1U	1	
		C3717	F1G0J1050007	C.CAPACITOR CH 6.3V 1U	1	
		C3718	F1G1C104A146	C.CAPACITOR CH 16V 0.1U	1	
		C3731	F1J0J2260004	C.CAPACITOR CH 6.3V 22U	1	
		C3732	F1J0J2260004	C.CAPACITOR CH 6.3V 22U	1	
		C3733	F1J0J2260004	C.CAPACITOR CH 6.3V 22U	1	
		C3734	F1J0J2260004	C.CAPACITOR CH 6.3V 22U	1	
		C3903	F1G1C104A146	C.CAPACITOR CH 16V 0.1U	1	
		C3904	F1G1C104A146	C.CAPACITOR CH 16V 0.1U	1	
		C3905	F1L0J1070012	C.CAPACITOR CH 6.3V 100U	1	
		C3906	F1L0J1070012	C.CAPACITOR CH 6.3V 100U	1	
		C3907	F1G1E1030005	C.CAPACITOR CH 25V 0.01U	1	
		C3908	F1G1E1030005	C.CAPACITOR CH 25V 0.01U	1	
		C3909	F1G1E1030005	C.CAPACITOR CH 25V 0.01U	1	
		C3910	F1G1E1030005	C.CAPACITOR CH 25V 0.01U	1	
		C3923	F1G1C104A146	C.CAPACITOR CH 16V 0.1U	1	
		C3924	F1G1C104A146	C.CAPACITOR CH 16V 0.1U	1	
		C4001	F1G1H472A571	C.CAPACITOR CH 50V 4700P	1	
		C4002	F1G1H472A571	C.CAPACITOR CH 50V 4700P	1	
		C4004	F1G1E1030005	C.CAPACITOR CH 25V 0.01U	1	
		C4005	F1G1E1030005	C.CAPACITOR CH 25V 0.01U	1	
		C4006	F1G1E1030005	C.CAPACITOR CH 25V 0.01U	1	
		C4009	F1G1C104A146	C.CAPACITOR CH 16V 0.1U	1	
		C4201	F1G2A471A001	C.CAPACITOR CH 100V 470P	1	
		C4202	F1G2A471A001	C.CAPACITOR CH 100V 470P	1	
		C4203	F1G2A471A001	C.CAPACITOR CH 100V 470P	1	
		C4204	F1H1H103A219	C.CAPACITOR CH 50V 0.01U	1	
		C4205	F1G2A471A001	C.CAPACITOR CH 100V 470P	1	
		C4206	F1G2A471A001	C.CAPACITOR CH 100V 470P	1	
		C4207	F2JZZ1R00004	E.CAPACITOR CH 100V 1U	1	
		C4208	F2JZZ1R00004	E.CAPACITOR CH 100V 1U	1	
		C4209	F1J2A104A023	C.CAPACITOR CH 100V 0.1U	1	
		C4211	F2A1J3300032	E.CAPACITOR CH 63V 33U	1	
		C4301	F1G1C104A146	C.CAPACITOR CH 16V 0.1U	1	
		C4302	F1J1C1060001	C.CAPACITOR CH 16V 10U	1	
		C4305	F1G1H330A834	C.CAPACITOR CH 50V 33P	1	
		C4306	F1G1H330A834	C.CAPACITOR CH 50V 33P	1	
		C4307	F1G1C104A146	C.CAPACITOR CH 16V 0.1U	1	

		C4308	F1G1C104A146	C.CAPACITOR CH 16V 0.1U	1	
--	--	-------	--------------	-------------------------	---	--

Model No. : HC-PV100GC/GK/GW Parts List

Change	Safety	Ref. No.	Part No.	Part Name & Description	Q'ty	Remarks
		C4313	F1G1C104A146	C.CAPACITOR CH 16V 0.1U	1	
		C4314	F1J1C1060001	C.CAPACITOR CH 16V 10U	1	
		C4315	F1G1C104A146	C.CAPACITOR CH 16V 0.1U	1	
		C4316	F1G1C104A146	C.CAPACITOR CH 16V 0.1U	1	
		C4317	F1G1C104A146	C.CAPACITOR CH 16V 0.1U	1	
		C4318	F1H1C105A095	C.CAPACITOR CH 16V 1U	1	
		C4319	F1G1C104A146	C.CAPACITOR CH 16V 0.1U	1	
		C4320	F1G1C104A146	C.CAPACITOR CH 16V 0.1U	1	
		C4321	F1G1H471A830	C.CAPACITOR CH 50V 470P	1	
		C4322	F1G1H471A830	C.CAPACITOR CH 50V 470P	1	
		C4323	F1G1H470A834	C.CAPACITOR CH 50V 47P	1	
		C4324	F1G1H471A830	C.CAPACITOR CH 50V 470P	1	
		C4325	F1G1H470A834	C.CAPACITOR CH 50V 47P	1	
		C4326	F1G1H471A830	C.CAPACITOR CH 50V 470P	1	
		C4327	F1G0J1050007	C.CAPACITOR CH 6.3V 1U	1	
		C4328	F1G0J1050007	C.CAPACITOR CH 6.3V 1U	1	
		C4399	F1J1C1060001	C.CAPACITOR CH 16V 10U	1	
		C4401	F1G1C104A146	C.CAPACITOR CH 16V 0.1U	1	
		C4402	F1J1C1060001	C.CAPACITOR CH 16V 10U	1	
		C4405	F1G1H330A834	C.CAPACITOR CH 50V 33P	1	
		C4406	F1G1H330A834	C.CAPACITOR CH 50V 33P	1	
		C4407	F1G1C104A146	C.CAPACITOR CH 16V 0.1U	1	
		C4408	F1G1C104A146	C.CAPACITOR CH 16V 0.1U	1	
		C4413	F1G1C104A146	C.CAPACITOR CH 16V 0.1U	1	
		C4414	F1J1C1060001	C.CAPACITOR CH 16V 10U	1	
		C4415	F1G1C104A146	C.CAPACITOR CH 16V 0.1U	1	
		C4416	F1G1C104A146	C.CAPACITOR CH 16V 0.1U	1	
		C4417	F1G1C104A146	C.CAPACITOR CH 16V 0.1U	1	
		C4418	F1H1C105A095	C.CAPACITOR CH 16V 1U	1	
		C4419	F1G1C104A146	C.CAPACITOR CH 16V 0.1U	1	
		C4420	F1G1C104A146	C.CAPACITOR CH 16V 0.1U	1	
		C4421	F1G1H471A830	C.CAPACITOR CH 50V 470P	1	
		C4422	F1G1H471A830	C.CAPACITOR CH 50V 470P	1	
		C4423	F1G1H470A834	C.CAPACITOR CH 50V 47P	1	
		C4424	F1G1H471A830	C.CAPACITOR CH 50V 470P	1	
		C4425	F1G1H470A834	C.CAPACITOR CH 50V 47P	1	
		C4426	F1G1H471A830	C.CAPACITOR CH 50V 470P	1	
		C4427	F1G0J1050007	C.CAPACITOR CH 6.3V 1U	1	
		C4428	F1G0J1050007	C.CAPACITOR CH 6.3V 1U	1	
		C4499	F1J1C1060001	C.CAPACITOR CH 16V 10U	1	
		C4501	F1J1C1060001	C.CAPACITOR CH 16V 10U	1	
		C4502	F1J1C1060001	C.CAPACITOR CH 16V 10U	1	
		C4503	F1J1C1060001	C.CAPACITOR CH 16V 10U	1	
		C4504	F1J1C1060001	C.CAPACITOR CH 16V 10U	1	
		C4505	F1J1C1060001	C.CAPACITOR CH 16V 10U	1	
		C4506	F1J1C1060001	C.CAPACITOR CH 16V 10U	1	
		C4507	F1J1C1060001	C.CAPACITOR CH 16V 10U	1	
		C4508	F1J1C1060001	C.CAPACITOR CH 16V 10U	1	
		C4509	F1J1C1060001	C.CAPACITOR CH 16V 10U	1	
		C4510	F1J1C1060001	C.CAPACITOR CH 16V 10U	1	
		C4511	F1J1C1060001	C.CAPACITOR CH 16V 10U	1	
		C4512	F1J1C1060001	C.CAPACITOR CH 16V 10U	1	
		C4513	F1G1C104A146	C.CAPACITOR CH 16V 0.1U	1	
		C4514	F1G1C104A146	C.CAPACITOR CH 16V 0.1U	1	
		C4515	F1G1C104A146	C.CAPACITOR CH 16V 0.1U	1	
		C4516	F1G1C104A146	C.CAPACITOR CH 16V 0.1U	1	
		C4517	F1G1C104A146	C.CAPACITOR CH 16V 0.1U	1	
		C4518	F1G1C104A146	C.CAPACITOR CH 16V 0.1U	1	
		C4519	F1G1C104A146	C.CAPACITOR CH 16V 0.1U	1	
		C4520	F1G1C104A146	C.CAPACITOR CH 16V 0.1U	1	
		C4521	F1G1C104A146	C.CAPACITOR CH 16V 0.1U	1	

		C4522	F1J1A106A043	C.CAPACITOR CH 10V 10U	1	
--	--	-------	--------------	------------------------	---	--

Model No. : HC-PV100GC/GK/GW Parts List

Change	Safety	Ref. No.	Part No.	Part Name & Description	Q'ty	Remarks
		C4523	F1J1A106A043	C.CAPACITOR CH 10V 10U	1	
		C4524	F1G1C104A146	C.CAPACITOR CH 16V 0.1U	1	
		C4525	F1G1C104A146	C.CAPACITOR CH 16V 0.1U	1	
		C4526	F1J1A106A043	C.CAPACITOR CH 10V 10U	1	
		C4527	F1G1C104A146	C.CAPACITOR CH 16V 0.1U	1	
		C4528	F1J1C1060001	C.CAPACITOR CH 16V 10U	1	
		C4529	F1G1C104A146	C.CAPACITOR CH 16V 0.1U	1	
		C4531	F1G1C104A146	C.CAPACITOR CH 16V 0.1U	1	
		C4532	F1H1C105A167	C.CAPACITOR CH 16V 1U	1	
		C4533	F1H1C105A167	C.CAPACITOR CH 16V 1U	1	
		C4534	F1H1C105A167	C.CAPACITOR CH 16V 1U	1	
		C4603	F1G0J1050007	C.CAPACITOR CH 6.3V 1U	1	
		C4604	F1G0J1050007	C.CAPACITOR CH 6.3V 1U	1	
		C4605	F1G0J1050007	C.CAPACITOR CH 6.3V 1U	1	
		C4606	F1J0J2260004	C.CAPACITOR CH 6.3V 22U	1	
		C4607	F1J0J2260004	C.CAPACITOR CH 6.3V 22U	1	
		C4608	F1G1C104A146	C.CAPACITOR CH 16V 0.1U	1	
		C4610	F1G0J1050007	C.CAPACITOR CH 6.3V 1U	1	
		C4611	F1G1H101A948	C.CAPACITOR CH 50V 100P	1	
		C4613	F1G1H101A948	C.CAPACITOR CH 50V 100P	1	
		C4651	F1G0J1050007	C.CAPACITOR CH 6.3V 1U	1	
		C4654	F1G0J1050007	C.CAPACITOR CH 6.3V 1U	1	
		C4801	F1G1H471A830	C.CAPACITOR CH 50V 470P	1	
		C4802	F1G1H471A830	C.CAPACITOR CH 50V 470P	1	
		C4803	F1G1C333A146	C.CAPACITOR CH 16V 0.033U	1	
		C4804	F1G1C333A146	C.CAPACITOR CH 16V 0.033U	1	
		C4805	F1G1H102A830	C.CAPACITOR CH 50V 1000P	1	
		C4806	F1G1H102A830	C.CAPACITOR CH 50V 1000P	1	
		C4807	F1J0J2260004	C.CAPACITOR CH 6.3V 22U	1	
		C4808	F1G1C104A146	C.CAPACITOR CH 16V 0.1U	1	
		C4809	F1G1E1030005	C.CAPACITOR CH 25V 0.01U	1	
		C4810	F1G1E1030005	C.CAPACITOR CH 25V 0.01U	1	
		C4811	F1G1C333A146	C.CAPACITOR CH 16V 0.033U	1	
		C4812	F1G0J224A001	C.CAPACITOR CH 6.3V 0.22U	1	
		C4813	F1G1C104A146	C.CAPACITOR CH 16V 0.1U	1	
		C4814	F1G0J224A001	C.CAPACITOR CH 6.3V 0.22U	1	
		C4815	F1G1C333A146	C.CAPACITOR CH 16V 0.033U	1	
		C4816	F1G1H102A830	C.CAPACITOR CH 50V 1000P	1	
		C4817	F1G1H102A830	C.CAPACITOR CH 50V 1000P	1	
		C4818	F1J0J2260004	C.CAPACITOR CH 6.3V 22U	1	
		C4819	F1G1C104A146	C.CAPACITOR CH 16V 0.1U	1	
		C4820	F1G0J1050007	C.CAPACITOR CH 6.3V 1U	1	
		C4821	F1G0J1050007	C.CAPACITOR CH 6.3V 1U	1	
		C4822	F1G1H330A834	C.CAPACITOR CH 50V 33P	1	
		C4823	F1J0J2260004	C.CAPACITOR CH 6.3V 22U	1	
		C4824	F1G1H330A834	C.CAPACITOR CH 50V 33P	1	
		C4825	F1G0J1050007	C.CAPACITOR CH 6.3V 1U	1	
		C4826	F1G0J1050007	C.CAPACITOR CH 6.3V 1U	1	
		C4827	F1G0J1050007	C.CAPACITOR CH 6.3V 1U	1	
		C4828	F1G0J1050007	C.CAPACITOR CH 6.3V 1U	1	
		C4829	F1G1C104A146	C.CAPACITOR CH 16V 0.1U	1	
		C4830	F1G1H470A834	C.CAPACITOR CH 50V 47P	1	
		C4831	F1G1H470A834	C.CAPACITOR CH 50V 47P	1	
		C4832	F1G1H470A834	C.CAPACITOR CH 50V 47P	1	
		C4833	F1G1H470A834	C.CAPACITOR CH 50V 47P	1	
		C4834	F1G1H471A830	C.CAPACITOR CH 50V 470P	1	
		C4835	F1G1H471A830	C.CAPACITOR CH 50V 470P	1	
		C4836	F1G1H471A830	C.CAPACITOR CH 50V 470P	1	
		C4837	F1G1H471A830	C.CAPACITOR CH 50V 470P	1	
		C4838	F1G1H470A834	C.CAPACITOR CH 50V 47P	1	
		C4839	F1G1H470A834	C.CAPACITOR CH 50V 47P	1	

		C4840	F1G1H470A834	C.CAPACITOR CH 50V 47P	1	
--	--	-------	--------------	------------------------	---	--

Model No. : HC-PV100GC/GK/GW Parts List

Change	Safety	Ref. No.	Part No.	Part Name & Description	Q'ty	Remarks
		C4841	F1G1H470A834	C.CAPACITOR CH 50V 47P	1	
		C6001	F1H1C105A167	C.CAPACITOR CH 16V 1U	1	
		C6005	F1G1C104A146	C.CAPACITOR CH 16V 0.1U	1	
		C6006	F1G1C104A146	C.CAPACITOR CH 16V 0.1U	1	
		C6007	F1G1C104A146	C.CAPACITOR CH 16V 0.1U	1	
		C6008	F1G1C104A146	C.CAPACITOR CH 16V 0.1U	1	
		C6009	F1G1C104A146	C.CAPACITOR CH 16V 0.1U	1	
		C6010	F1G1C104A146	C.CAPACITOR CH 16V 0.1U	1	
		C6011	F1H1H104A748	C.CAPACITOR CH 50V 0.1U	1	
		C6013	F1G1H221A830	C.CAPACITOR CH 50V 220P	1	
		C6014	F1G1C104A146	C.CAPACITOR CH 16V 0.1U	1	
		C6015	F1J1A106A043	C.CAPACITOR CH 10V 10U	1	
		C6016	F1H2A103A002	C.CAPACITOR CH 100V 0.01U	1	
		C6020	F1J1A106A043	C.CAPACITOR CH 10V 10U	1	
		C6021	F1H1C105A167	C.CAPACITOR CH 16V 1U	1	
		C6022	F1H1C105A167	C.CAPACITOR CH 16V 1U	1	
		C6025	F1G1C104A146	C.CAPACITOR CH 16V 0.1U	1	
		C6034	F1G0J1050007	C.CAPACITOR CH 6.3V 1U	1	
		C6301	F1G1C104A146	C.CAPACITOR CH 16V 0.1U	1	
		C6302	F1J1A106A043	C.CAPACITOR CH 10V 10U	1	
		C6304	F1G1C104A146	C.CAPACITOR CH 16V 0.1U	1	
		C6305	F1G1C104A146	C.CAPACITOR CH 16V 0.1U	1	
		C6306	F1G1C104A146	C.CAPACITOR CH 16V 0.1U	1	
		C6307	F1G0J1050007	C.CAPACITOR CH 6.3V 1U	1	
		C6310	F1G0J1050007	C.CAPACITOR CH 6.3V 1U	1	
		C6401	F1G1C104A146	C.CAPACITOR CH 16V 0.1U	1	
		C6402	F1G1C104A146	C.CAPACITOR CH 16V 0.1U	1	
		C6702	F1G1C104A146	C.CAPACITOR CH 16V 0.1U	1	
		C6703	F1G1C104A146	C.CAPACITOR CH 16V 0.1U	1	
		C6704	F1H2A103A002	C.CAPACITOR CH 100V 0.01U	1	
		C6706	F1H1H103A219	C.CAPACITOR CH 50V 0.01U	1	
		C6707	F1G1C104A146	C.CAPACITOR CH 16V 0.1U	1	
		C6708	F1G1C104A146	C.CAPACITOR CH 16V 0.1U	1	
		C6709	F1G1C104A146	C.CAPACITOR CH 16V 0.1U	1	
		C6710	F1G1C104A146	C.CAPACITOR CH 16V 0.1U	1	
		C6715	F1G1H101A948	C.CAPACITOR CH 50V 100P	1	
		C6717	F1H1H104A748	C.CAPACITOR CH 50V 0.1U	1	
		C6721	F1G1C104A146	C.CAPACITOR CH 16V 0.1U	1	
		C6727	F1G1C104A146	C.CAPACITOR CH 16V 0.1U	1	
		C6851	F1G1E1030005	C.CAPACITOR CH 25V 0.01U	1	
		C6852	F1G1E1030005	C.CAPACITOR CH 25V 0.01U	1	
		C6853	F1H1E105A116	C.CAPACITOR CH 25V 1U	1	
		C6854	F1G1E1030005	C.CAPACITOR CH 25V 0.01U	1	
		C6855	F1G1E1030005	C.CAPACITOR CH 25V 0.01U	1	
		C6856	F1G1E1030005	C.CAPACITOR CH 25V 0.01U	1	
		C6857	F1G1E1030005	C.CAPACITOR CH 25V 0.01U	1	
		C6858	F1G1C104A146	C.CAPACITOR CH 16V 0.1U	1	
		C6859	F1G1C104A146	C.CAPACITOR CH 16V 0.1U	1	
		C6860	F1G0J1050007	C.CAPACITOR CH 6.3V 1U	1	
		C6901	F1G1C104A146	C.CAPACITOR CH 16V 0.1U	1	
		C6902	F1G1E1030005	C.CAPACITOR CH 25V 0.01U	1	
		C6904	F1G1E1030005	C.CAPACITOR CH 25V 0.01U	1	
		C6905	F1G1E1030005	C.CAPACITOR CH 25V 0.01U	1	
		C6906	F1G1E1030005	C.CAPACITOR CH 25V 0.01U	1	
		C6907	F1G1C104A146	C.CAPACITOR CH 16V 0.1U	1	
		C6908	F1G1E1030005	C.CAPACITOR CH 25V 0.01U	1	
		C6909	F1G1E1030005	C.CAPACITOR CH 25V 0.01U	1	
		C6910	F1G1E1030005	C.CAPACITOR CH 25V 0.01U	1	
		C6911	F1G1E1030005	C.CAPACITOR CH 25V 0.01U	1	
		C6912	F1G1E1030005	C.CAPACITOR CH 25V 0.01U	1	
		C6913	F1G1E1030005	C.CAPACITOR CH 25V 0.01U	1	

		C6914	F1G1E1030005	C.CAPACITOR CH 25V 0.01U	1	
--	--	-------	--------------	--------------------------	---	--

Model No. : HC-PV100GC/GK/GW Parts List

Change	Safety	Ref. No.	Part No.	Part Name & Description	Q'ty	Remarks
		C6915	F1G1C104A146	C.CAPACITOR CH 16V 0.1U	1	
		C6916	F1G1E1030005	C.CAPACITOR CH 25V 0.01U	1	
		C6917	F1G1E1030005	C.CAPACITOR CH 25V 0.01U	1	
		C6918	F1G1E1030005	C.CAPACITOR CH 25V 0.01U	1	
		C6919	F1G1E1030005	C.CAPACITOR CH 25V 0.01U	1	
		C6920	F1G1E1030005	C.CAPACITOR CH 25V 0.01U	1	
		C6921	F1G1E1030005	C.CAPACITOR CH 25V 0.01U	1	
		C6922	F1G1E1030005	C.CAPACITOR CH 25V 0.01U	1	
		C6923	F1G1E1030005	C.CAPACITOR CH 25V 0.01U	1	
		C6924	F1G1C104A146	C.CAPACITOR CH 16V 0.1U	1	
		C6925	F1G1C104A146	C.CAPACITOR CH 16V 0.1U	1	
		C6926	F1G1C104A146	C.CAPACITOR CH 16V 0.1U	1	
		D1412	DZ2J075M0L	DIODE	1	E.S.D.
		D1501	DB2S31100L	DIODE	1	E.S.D.
		D1502	DB2S31100L	DIODE	1	E.S.D.
		D1504	DB2S31100L	DIODE	1	E.S.D.
		D1521	B0JCPE000038	DIODE	1	E.S.D.
		D1601	DB2J31700L	DIODE	1	E.S.D.
		D1704	BOECKM000038	DIODE	1	E.S.D.
		D1706	B0ADCJ000097	DIODE	1	E.S.D.
		D1801	DB2J31700L	DIODE	1	E.S.D.
		D2301	DZ2J100M0L	DIODE	1	E.S.D.
		D2302	DB2S31100L	DIODE	1	E.S.D.
		D3001	DB2J41100L	DIODE	1	E.S.D.
		D3901	B3AAB0000322	LED	1	E.S.D.
		D3902	B3AAB0000322	LED	1	E.S.D.
		D4301	DA3J101F0L	DIODE	1	E.S.D.
		D4302	DA3J101F0L	DIODE	1	E.S.D.
		D4303	DA3J101F0L	DIODE	1	E.S.D.
		D4304	DA3J101F0L	DIODE	1	E.S.D.
		D4305	DB2S31100L	DIODE	1	E.S.D.
		D4401	DA3J101F0L	DIODE	1	E.S.D.
		D4402	DA3J101F0L	DIODE	1	E.S.D.
		D4403	DA3J101F0L	DIODE	1	E.S.D.
		D4404	DA3J101F0L	DIODE	1	E.S.D.
		D4405	DB2S31100L	DIODE	1	E.S.D.
		D6501	B3AFB0000842	LED	1	E.S.D.
		D6502	B3AFB0000842	LED	1	E.S.D.
		D6503	B3AFB0000842	LED	1	E.S.D.
		D6504	B3AFB0000842	LED	1	E.S.D.
		D6505	B3AFB0000842	LED	1	E.S.D.
		D6506	B3AFB0000842	LED	1	E.S.D.
		D6507	B3AFB0000842	LED	1	E.S.D.
		D6508	B3AFB0000842	LED	1	E.S.D.
		D6551	B3AAB0000343	LED	1	E.S.D.
		D6552	B3AEB0000139	LED	1	E.S.D.
		D6701	B3AAB0000343	LED	1	E.S.D.
		D6851	B3ABB0000226	LED	1	E.S.D.
		ET6001	K4AD01D00008	TERMINAL	1	
		ET6002	K4AD01D00010	TERMINAL	1	
		FL3401	EXC28CH900U	FILTER	1	
		FL3402	EXC28CH900U	FILTER	1	
		FL6004	EXC14CE900	FILTER	1	
		FL6005	EXC14CE900	FILTER	1	
		FL6006	EXC14CE900	FILTER	1	
		FL6007	EXC14CE900	FILTER	1	
		FL6851	J0ZZB0000196	FILTER	1	
		FP301	K1MY51BA0667	CONNECTOR 51P	1	
		FP4002	K1MN22A00065	CONNECTOR 22P	1	
		FP4401	K1MN14A00088	CONNECTOR 14P	1	
		FP6002	K1MY12BA0641	CONNECTOR 12P	1	

		FP6003	K1MN08A00072	CONNECTOR 8P	1	
--	--	--------	--------------	--------------	---	--

Model No. : HC-PV100GC/GK/GW Parts List

Change	Safety	Ref. No.	Part No.	Part Name & Description	Q'ty	Remarks
		FP6004	K1MY14BA0641	CONNECTOR 14P	1	
		FP6005	K1MY06BA0641	CONNECTOR 6P	1	
		FP6008	K1MN28BA0197	CONNECTOR 28P	1	
		FP6009	K1MY30BA0633	CONNECTOR 30P	1	
		FP6010	K1MY51AA0199	CONNECTOR 51P	1	
		FP6011	K1MY12BA0641	CONNECTOR 12P	1	
		FP6022	K1MN22A00065	CONNECTOR 22P	1	
		FP6301	K1MY12BA0641	CONNECTOR 12P	1	
		FP6401	K1MY51AA0199	CONNECTOR 51P	1	
		FP6402	K1MY51BA0667	CONNECTOR 51P	1	
		FP6501	K1MN08A00072	CONNECTOR 8P	1	
		FP6551	K1MN06A00065	CONNECTOR 6P	1	
		FP6708	K1MN28BA0197	CONNECTOR 28P	1	
		FP6710	K1MY06BA0641	CONNECTOR 6P	1	
		FP6711	K1MY08BA0641	CONNECTOR 8P	1	
		FP6712	K1MY10BA0641	CONNECTOR 10P	1	
		FP6713	K1MN30B00137	CONNECTOR 30P	1	
		FP6714	K1MY30BA0633	CONNECTOR 30P	1	
		FP6716	K1MY06BA0641	CONNECTOR 6P	1	
		FP6901	K1MN12A00075	CONNECTOR 12P	1	
		FP6902	K1MN06A00065	CONNECTOR 6P	1	
		FP6936	K1MN06A00065	CONNECTOR 6P	1	
		FP6937	K1MY04BA0641	CONNECTOR 4P	1	
		HS3901	K1NA09E00166	SD CARD SLOT	1	
		HS3902	K1NA09E00166	SD CARD SLOT	1	
		IC321	C0DBGYY02143	IC	1	E.S.D.
		IC601	C1CB00002847	IC	1	E.S.D.
		IC701	C1AB00003719	IC	1	E.S.D.
		IC703	C0DBGYY00909	IC	1	E.S.D.
		IC704	C0DBGYY00936	IC	1	E.S.D.
		IC706	C0GBC0000028	IC	1	E.S.D.
		IC751	EWTS9RCL1A	IC	1	E.S.D.
		IC761	C0ABGA000035	IC	1	E.S.D.
		IC763	C1AB00003450	IC	1	E.S.D.
		IC1211	C0DBAYY01300	IC	1	E.S.D.
		IC1221	C0DBAYY01300	IC	1	E.S.D.
		IC1231	C0DBAYY01644	IC	1	E.S.D.
		IC1241	C0DBAYY01645	IC	1	E.S.D.
		IC1251	C0DBAYY01645	IC	1	E.S.D.
		IC1271	C0DBAYY01644	IC	1	E.S.D.
		IC1291	C0DBAYY01645	IC	1	E.S.D.
		IC1411	C0DBGYY00977	IC	1	E.S.D.
		IC1412	C0DBZYY00723	IC	1	E.S.D.
		IC1413	C0DBGYY03536	IC	1	E.S.D.
		IC1414	C0DBGYY00977	IC	1	E.S.D.
		IC1421	C0DBGYY02589	IC	1	E.S.D.
		IC1431	C0ZBZ0002264	IC	1	E.S.D.
		IC1432	C0DBGYY05590	IC	1	E.S.D.
		IC1441	C0ZBZ0002264	IC	1	E.S.D.
		IC1442	C0DBGYY05584	IC	1	E.S.D.
		IC1451	C0DBGYY00014	IC	1	E.S.D.
		IC1452	C0ZBZ0002264	IC	1	E.S.D.
		IC1453	C0DBGYY05582	IC	1	E.S.D.
		IC1491	C0DBGYY02146	IC	1	E.S.D.
		IC1492	C0DBGYY03687	IC	1	E.S.D.
		IC1501	VUEALLPT088	IC	1	E.S.D.
		IC1502	C0JBAR000677	IC	1	E.S.D.
		IC1551	C0DBZYY00832	IC	1	E.S.D.
		IC1601	C0DBCYY00142	IC	1	E.S.D.
		IC1701	C0DBAYY00386	IC	1	E.S.D.
		IC1801	VUEALLPT083	IC	1	E.S.D.

		IC2301	C0DBGYY00014	IC	1	E.S.D.
--	--	--------	--------------	----	---	--------

Model No. : HC-PV100GC/GK/GW Parts List

Change	Safety	Ref. No.	Part No.	Part Name & Description	Q'ty	Remarks
		IC2302	C0EBK0000066	IC	1	E.S.D.
		IC2303	C1ZBZ0004142	IC	1	E.S.D.
		IC3001	C0DBAY01117	IC	1	E.S.D.
		IC3301	C0DBGY00779	IC	1	E.S.D.
		IC3302	C0DBGY00779	IC	1	E.S.D.
		IC3401	VSG1032	IC	1	E.S.D.
		IC3403	C0JBAS000401	IC	1	E.S.D.
		IC3404	TC58NYG0H16A	IC	1	E.S.D.
		IC3406	C0EBY0002365	IC	1	E.S.D.
		IC3407	C1AB00002395	IC	1	E.S.D.
		IC3408	C0JBAA000608	IC	1	E.S.D.
		IC3410	C0JBAF000785	IC	1	E.S.D.
		IC3411	C0JBAF000785	IC	1	E.S.D.
		IC3412	C0JBAF000785	IC	1	E.S.D.
		IC3414	C0EBY0002355	IC	1	E.S.D.
		IC3701	C1AB00004179	IC	1	E.S.D.
		IC3702	C0ZBZ0001730	IC	1	E.S.D.
		IC4301	C0ABBA000201	IC	1	E.S.D.
		IC4302	C0ABBA000201	IC	1	E.S.D.
		IC4303	C0DBGY02835	IC	1	E.S.D.
		IC4401	C0ABBA000201	IC	1	E.S.D.
		IC4402	C0ABBA000201	IC	1	E.S.D.
		IC4403	C0DBGY02835	IC	1	E.S.D.
		IC4501	C0ABBA000201	IC	1	E.S.D.
		IC4502	C0ABBA000201	IC	1	E.S.D.
		IC4503	C0ABBA000201	IC	1	E.S.D.
		IC4504	C0JBAR000677	IC	1	E.S.D.
		IC4505	C0JBAR000677	IC	1	E.S.D.
		IC4506	C0JBAR000677	IC	1	E.S.D.
		IC4507	C0JBAR000677	IC	1	E.S.D.
		IC4508	C0JBAR000677	IC	1	E.S.D.
		IC4509	C0JBAR000677	IC	1	E.S.D.
		IC4510	C0DBGY02835	IC	1	E.S.D.
		IC4601	C1AB00004182	IC	1	E.S.D.
		IC4801	C0ABBB000369	IC	1	E.S.D.
		IC4802	C0ABBB000369	IC	1	E.S.D.
		IC4803	C0ABBB000220	IC	1	E.S.D.
		IC4804	C0ABBB000220	IC	1	E.S.D.
		IC6301	EWTS9PDL1A	IC	1	E.S.D.
		IC6302	VUEALLPT053	IC	1	E.S.D.
		IC6710	B4ABC0000036	IC	1	E.S.D.
		IC6711	B4ZZ00000031	IC	1	E.S.D.
		IC6901	C0JBAQ000260	IC	1	E.S.D.
		IC6902	C0JBAQ000260	IC	1	E.S.D.
		IC6903	C0JBAQ000260	IC	1	E.S.D.
	⚠	IP6301	K5H6321A0011	IC PROTECTOR	1	
	⚠	IP6851	ERBRD5R00X	IC PROTECTOR	1	
		JK4001	K2HC103B0224	JACK	1	
		JK4002	K2HA304B0021	JACK	1	
		JK6001	K1FY119E0025	JACK	1	
		JK6002	K1FY104B0076	JACK	1	
		JK6003	K1FY105E0023	JACK	1	
		JK6301	K4ZZ04000049	JACK	1	
		JK6851	K2HC106B0010	JACK	1	
		JK6852	K2HDL1YYB0007	JACK	1	
		JK6853	K2ED2B000009	JACK	1	
		L301	G1C100MA0072	CHIP INDUCTOR 10UH	1	
		L311	G1C100MA0072	CHIP INDUCTOR 10UH	1	
		L321	G1C4R7JA0107	CHIP INDUCTOR 4.7UH	1	
		L701	G1C100MA0495	CHIP INDUCTOR 10UH	1	
		L751	G1C100MA0495	CHIP INDUCTOR 10UH	1	

		L1211	G1C150MA0569	CHIP INDUCTOR 15UH	1	
--	--	-------	--------------	--------------------	---	--

Model No. : HC-PV100GC/GK/GW Parts List

Change	Safety	Ref. No.	Part No.	Part Name & Description	Q'ty	Remarks
		L1221	G1C100MA0653	CHIP INDUCTOR 10UH	1	
		L1231	G1C4R7ZA0365	CHIP INDUCTOR 4.7UH	1	
		L1241	G1C1R5ZA0476	CHIP INDUCTOR 1.5UH	1	
		L1251	G1C3R3MA0909	CHIP INDUCTOR 3.3UH	1	
		L1271	G1C4R7MA0477	CHIP INDUCTOR 4.7UH	1	
		L1291	G1C2R2ZA0476	CHIP INDUCTOR 2.2UH	1	
		L1521	G1C100MA0909	CHIP INDUCTOR 10UH	1	
		L1601	G1C100MA0461	CHIP INDUCTOR 10UH	1	
		L1701	G1C100MA0569	CHIP INDUCTOR 10UH	1	
		L1702	G1C100K00019	CHIP INDUCTOR 10UH	1	
		L1801	G1C100MA0461	CHIP INDUCTOR 10UH	1	
		L3001	G1C100MA0461	CHIP INDUCTOR 10UH	1	
		L3401	G1C4R7MA0495	CHIP INDUCTOR 4.7UH	1	
		L3402	G1C4R7MA0495	CHIP INDUCTOR 4.7UH	1	
		L3403	G1C4R7MA0495	CHIP INDUCTOR 4.7UH	1	
		L3404	J0JGC0000059	FILTER	1	
		L3405	G1C4R7MA0408	CHIP INDUCTOR 4.7UH	1	
		L3406	G1C4R7MA0495	CHIP INDUCTOR 4.7UH	1	
		L3408	G1C4R7MA0408	CHIP INDUCTOR 4.7UH	1	
		L3409	G1C100MA0495	CHIP INDUCTOR 10UH	1	
		L3410	G1C4R7MA0495	CHIP INDUCTOR 4.7UH	1	
		L3411	G1C4R7MA0408	CHIP INDUCTOR 4.7UH	1	
		L3412	G1C4R7MA0495	CHIP INDUCTOR 4.7UH	1	
		L3702	G1C4R7MA0073	CHIP INDUCTOR 4.7UH	1	
		L4201	G1C100MA0495	CHIP INDUCTOR 10UH	1	
		L4202	G1C100MA0495	CHIP INDUCTOR 10UH	1	
		L4601	G1C100KA0115	CHIP INDUCTOR 10UH	1	
		LB331	J0JBC0000099	FILTER	1	
		LB4001	J0JCC0000276	FILTER	1	
		LB4002	J0JCC0000276	FILTER	1	
		LB4003	J0JCC0000276	FILTER	1	
		LB4004	J0JCC0000276	FILTER	1	
		LB4006	J0JCC0000276	FILTER	1	
		LB4007	J0JCC0000276	FILTER	1	
		LB4008	J0JCC0000276	FILTER	1	
		LB4201	J0JCC0000276	FILTER	1	
		LB4202	J0JCC0000276	FILTER	1	
		LB4203	J0JCC0000276	FILTER	1	
		LB6003	J0JCC0000276	FILTER	1	
		LB6004	J0JCC0000276	FILTER	1	
		LB6005	J0JCC0000015	FILTER	1	
		LB6301	J0JYC0000780	FILTER	1	
		LB6302	J0JYC0000780	FILTER	1	
		LB6303	J0JYC0000780	FILTER	1	
		LB6304	J0JYC0000780	FILTER	1	
		P4201	K1AB103A0011	CONNECTOR. AUDIO INPUT	1	
		P6001	K1KA12BA0014	CONNECTOR 12P	1	
		P6022	K1KA04BA0050	CONNECTOR 4P	1	
		P6301	K1KA02B00247	CONNECTOR 2P	1	
		P6502	K1KA02AA0142	CONNECTOR 2P	1	
		P6710	K1KA02BA0014	CONNECTOR 2P	1	
		PP3901	K1KA40BA0052	CONNECTOR 2P	1	
		PP4001	K1KY20AA0347	CONNECTOR 20P	1	
		PP6001	K1KB40AA0094	CONNECTOR 40P	1	
		PS6003	K1KY10AA0805	CONNECTOR 10P	1	
		PS6004	K1KY20AA0805	CONNECTOR 20P	1	
		PS6719	K1KY10AA0805	CONNECTOR 10P	1	
		PS6851	K1KB20AA0094	CONNECTOR 20P	1	
		Q773	B1ADGE000014	TRANSISTOR	1	E.S.D.
		Q774	B1ABCF000302	TRANSISTOR	1	E.S.D.
		Q1001	B1CHRD000092	TRANSISTOR	1	E.S.D.

		Q1413	MTM761230LBF	TRANSISTOR	1	E.S.D.
--	--	-------	--------------	------------	---	--------

Model No. : HC-PV100GC/GK/GW Parts List

Change	Safety	Ref. No.	Part No.	Part Name & Description	Q'ty	Remarks
		Q1421	B1HBDFA00005	TRANSISTOR	1	E.S.D.
		Q1461	B1ADGE000014	TRANSISTOR	1	E.S.D.
		Q1462	B1ABCF000302	TRANSISTOR	1	E.S.D.
		Q1501	B1CHQD000012	TRANSISTOR	1	E.S.D.
		Q1502	B1CFJD000007	TRANSISTOR	1	E.S.D.
		Q1503	B1ABCF000302	TRANSISTOR	1	E.S.D.
		Q1521	B1CHRD000092	TRANSISTOR	1	E.S.D.
		Q1522	B1CFQD000014	TRANSISTOR	1	E.S.D.
		Q1523	B1CHRD000092	TRANSISTOR	1	E.S.D.
		Q1701	B1CHRD000092	TRANSISTOR	1	E.S.D.
		Q1704	B1DFBL000007	TRANSISTOR	1	E.S.D.
		Q1901	B1CHRD000092	TRANSISTOR	1	E.S.D.
		Q2301	B1ADCF000235	TRANSISTOR	1	E.S.D.
		Q3301	B1CHMB000007	TRANSISTOR	1	E.S.D.
		Q3302	B1CHMB000007	TRANSISTOR	1	E.S.D.
		Q3303	B1ADGE000014	TRANSISTOR	1	E.S.D.
		Q3304	B1ADGE000014	TRANSISTOR	1	E.S.D.
		Q3401	B1CFGD000003	TRANSISTOR	1	E.S.D.
		Q4201	B1ABBL000006	TRANSISTOR	1	E.S.D.
		Q4202	B1ADBL000010	TRANSISTOR	1	E.S.D.
		Q4203	B1ABBL000006	TRANSISTOR	1	E.S.D.
		Q4302	B1CZHC000001	TRANSISTOR	1	E.S.D.
		Q4303	B1CZHC000001	TRANSISTOR	1	E.S.D.
		Q4304	B1CZHC000001	TRANSISTOR	1	E.S.D.
		Q4402	B1CZHC000001	TRANSISTOR	1	E.S.D.
		Q4403	B1CZHC000001	TRANSISTOR	1	E.S.D.
		Q4404	B1CZHC000001	TRANSISTOR	1	E.S.D.
		Q4801	B1ABCF000271	TRANSISTOR	1	E.S.D.
		Q6801	B1HFCFA00050	TRANSISTOR	1	E.S.D.
		Q6802	B1HFCFA00050	TRANSISTOR	1	E.S.D.
		Q6803	B1HFCFA00050	TRANSISTOR	1	E.S.D.
		Q6804	B1HFCFA00050	TRANSISTOR	1	E.S.D.
		Q6805	B1HFCFA00050	TRANSISTOR	1	E.S.D.
		Q6806	B1HFCFA00050	TRANSISTOR	1	E.S.D.
		QR773	B1GBCFYY0221	TRANSISTOR-RESISTOR	1	E.S.D.
		QR1001	B1GBCFYY0222	TRANSISTOR-RESISTOR	1	E.S.D.
		QR1413	B1GBCFYY0222	TRANSISTOR-RESISTOR	1	E.S.D.
		QR1501	B1GBCFYY0222	TRANSISTOR-RESISTOR	1	E.S.D.
		QR1502	B1GDGFYY0148	TRANSISTOR-RESISTOR	1	E.S.D.
		QR1503	B1GBCFYY0222	TRANSISTOR-RESISTOR	1	E.S.D.
		QR1521	B1GBCFYY0222	TRANSISTOR-RESISTOR	1	E.S.D.
		QR1542	B1GBCFYY0222	TRANSISTOR-RESISTOR	1	E.S.D.
		QR1551	B1GDGFYY0148	TRANSISTOR-RESISTOR	1	E.S.D.
		QR1552	B1GBCFYY0222	TRANSISTOR-RESISTOR	1	E.S.D.
		QR1705	B1GDGFYY0151	TRANSISTOR-RESISTOR	1	E.S.D.
		QR1706	B1GBCFYY0222	TRANSISTOR-RESISTOR	1	E.S.D.
		QR1901	B1GBCFYY0222	TRANSISTOR-RESISTOR	1	E.S.D.
		QR2301	B1GDGFYY0148	TRANSISTOR-RESISTOR	1	E.S.D.
		QR2302	B1GDGFYY0148	TRANSISTOR-RESISTOR	1	E.S.D.
		QR3303	B1GBCFYY0225	TRANSISTOR-RESISTOR	1	E.S.D.
		QR3304	B1GBCFYY0225	TRANSISTOR-RESISTOR	1	E.S.D.
		QR3401	B1GBCFYY0224	TRANSISTOR-RESISTOR	1	E.S.D.
		QR3402	B1GDGFYY0148	TRANSISTOR-RESISTOR	1	E.S.D.
		QR3405	B1GDGFYY0151	TRANSISTOR-RESISTOR	1	E.S.D.
		QR3406	B1GDGFYY0151	TRANSISTOR-RESISTOR	1	E.S.D.
		QR3407	B1GDGFYY0154	TRANSISTOR-RESISTOR	1	E.S.D.
		QR3408	B1GDGFYY0154	TRANSISTOR-RESISTOR	1	E.S.D.
		QR3409	B1GBCFYY0222	TRANSISTOR-RESISTOR	1	E.S.D.
		QR3410	B1GBCFYY0234	TRANSISTOR-RESISTOR	1	E.S.D.
		QR3411	B1GDGFYY0189	TRANSISTOR-RESISTOR	1	E.S.D.
		QR3412	B1GBCFYY0234	TRANSISTOR-RESISTOR	1	E.S.D.



		QR3413	B1GDCFYY0189	TRANSISTOR-RESISTOR	1	E.S.D.
--	--	--------	--------------	---------------------	---	--------

Model No. : HC-PV100GC/GK/GW Parts List

Change	Safety	Ref. No.	Part No.	Part Name & Description	Q'ty	Remarks
		QR3414	B1GDCFYY0148	TRANSISTOR-RESISTOR	1	E.S.D.
		QR3415	B1GDCFYY0151	TRANSISTOR-RESISTOR	1	E.S.D.
		QR3416	B1GDCFYY0151	TRANSISTOR-RESISTOR	1	E.S.D.
		QR3417	B1GBCFYY0222	TRANSISTOR-RESISTOR	1	E.S.D.
		QR3418	B1GDCFYY0151	TRANSISTOR-RESISTOR	1	E.S.D.
		QR3419	B1GDCFYY0151	TRANSISTOR-RESISTOR	1	E.S.D.
		QR4301	B1GDCFYY0087	TRANSISTOR-RESISTOR	1	E.S.D.
		QR4302	B1GDCFYY0087	TRANSISTOR-RESISTOR	1	E.S.D.
		QR4303	B1GDCFYY0087	TRANSISTOR-RESISTOR	1	E.S.D.
		QR4304	B1GBCFYY0135	TRANSISTOR-RESISTOR	1	E.S.D.
		QR4305	B1GBCFYY0135	TRANSISTOR-RESISTOR	1	E.S.D.
		QR4306	B1GBCFYY0135	TRANSISTOR-RESISTOR	1	E.S.D.
		QR4307	B1GBCFYY0135	TRANSISTOR-RESISTOR	1	E.S.D.
		QR4308	B1GBCFYY0135	TRANSISTOR-RESISTOR	1	E.S.D.
		QR4401	B1GDCFYY0087	TRANSISTOR-RESISTOR	1	E.S.D.
		QR4402	B1GDCFYY0087	TRANSISTOR-RESISTOR	1	E.S.D.
		QR4403	B1GDCFYY0087	TRANSISTOR-RESISTOR	1	E.S.D.
		QR4404	B1GBCFYY0135	TRANSISTOR-RESISTOR	1	E.S.D.
		QR4405	B1GBCFYY0135	TRANSISTOR-RESISTOR	1	E.S.D.
		QR4406	B1GBCFYY0135	TRANSISTOR-RESISTOR	1	E.S.D.
		QR4407	B1GBCFYY0135	TRANSISTOR-RESISTOR	1	E.S.D.
		QR4408	B1GBCFYY0135	TRANSISTOR-RESISTOR	1	E.S.D.
		QR4501	B1GBCFYY0219	TRANSISTOR-RESISTOR	1	E.S.D.
		QR4502	B1GBCFYY0219	TRANSISTOR-RESISTOR	1	E.S.D.
		QR4503	B1GBCFYY0219	TRANSISTOR-RESISTOR	1	E.S.D.
		QR4504	B1GBCFYY0219	TRANSISTOR-RESISTOR	1	E.S.D.
		QR4505	B1GBCFYY0219	TRANSISTOR-RESISTOR	1	E.S.D.
		QR4506	B1GBCFYY0219	TRANSISTOR-RESISTOR	1	E.S.D.
		QR6807	B1GBCFYY0274	TRANSISTOR-RESISTOR	1	E.S.D.
		R321	D0GA103JA039	M.RESISTOR CH 1/16W 10K	1	
		R331	D0GA390JA023	M.RESISTOR CH 1/16W 39	1	
		R601	D0GA470JA023	M.RESISTOR CH 1/16W 47	1	
		R602	D0GA470JA023	M.RESISTOR CH 1/16W 47	1	
		R712	ERJ2RHD103	M.RESISTOR CH 1/16W 10K	1	
		R713	ERJ2RHD103	M.RESISTOR CH 1/16W 10K	1	
		R714	D0GA103JA039	M.RESISTOR CH 1/16W 10K	1	
		R715	D0GA103JA039	M.RESISTOR CH 1/16W 10K	1	
		R716	D0GA102JA039	M.RESISTOR CH 1/16W 1K	1	
		R717	D0GA682JA023	M.RESISTOR CH 1/16W 6.8K	1	
		R729	D0GA473JA039	M.RESISTOR CH 1/16W 47K	1	
		R731	D0GA101JA039	M.RESISTOR CH 1/16W 100	1	
		R741	ERJ2RHD103	M.RESISTOR CH 1/16W 10K	1	
		R742	ERJ2RHD103	M.RESISTOR CH 1/16W 10K	1	
		R743	ERJ2RHD104	M.RESISTOR CH 1/16W 100K	1	
		R744	ERJ2RDK124	M.RESISTOR CH 1/16W 120K	1	
		R745	ERJ2RHD103	M.RESISTOR CH 1/16W 10K	1	
		R746	ERJ2RHD103	M.RESISTOR CH 1/16W 10K	1	
		R753	D0GA102JA039	M.RESISTOR CH 1/16W 1K	1	
		R754	D0GA102JA039	M.RESISTOR CH 1/16W 1K	1	
		R761	D0GA223JA023	M.RESISTOR CH 1/16W 22K	1	
		R765	ERJ2RHD273	M.RESISTOR CH 1/16W 27K	1	
		R766	ERJ2RHD153X	M.RESISTOR CH 1/16W 15K	1	
		R767	D0GA222JA023	M.RESISTOR CH 1/16W 2.2K	1	
		R768	ERJ2RHD333X	M.RESISTOR CH 1/16W 33K	1	
		R771	D0GA473JA039	M.RESISTOR CH 1/16W 47K	1	
		R772	D0GA471JA023	M.RESISTOR CH 1/16W 470	1	
		R775	D0GA221JA023	M.RESISTOR CH 1/16W 220	1	
		R776	D0GA473JA039	M.RESISTOR CH 1/16W 47K	1	
		R778	D0GA473JA039	M.RESISTOR CH 1/16W 47K	1	
		R779	D0GA221JA023	M.RESISTOR CH 1/16W 220	1	
		R785	D0GA221JA023	M.RESISTOR CH 1/16W 220	1	

	R786	DOGA332JA023	M.RESISTOR CH 1/16W 3.3K	1	
--	------	--------------	--------------------------	---	--

Model No. : HC-PV100GC/GK/GW Parts List

Change	Safety	Ref. No.	Part No.	Part Name & Description	Q'ty	Remarks
		R790	DOGA391JA023	M.RESISTOR CH 1/16W 390	1	
		R792	DOGA391JA023	M.RESISTOR CH 1/16W 390	1	
		R793	DOGA221JA023	M.RESISTOR CH 1/16W 220	1	
		R795	DOGA101JA039	M.RESISTOR CH 1/16W 100	1	
		R1001	DOGA683JA023	M.RESISTOR CH 1/16W 68K	1	
		R1002	DOGA104JA039	M.RESISTOR CH 1/16W 100K	1	
		R1003	DOGA104JA039	M.RESISTOR CH 1/16W 100K	1	
		R1211	DOGA102JA039	M.RESISTOR CH 1/16W 1K	1	
		R1213	ERJ2RHD104	M.RESISTOR CH 1/16W 100K	1	
		R1214	ERJ2RHD183	M.RESISTOR CH 1/16W 18K	1	
		R1215	ERJ2RHD223	M.RESISTOR CH 1/16W 22K	1	
		R1217	DOGA104JA039	M.RESISTOR CH 1/16W 100K	1	
		R1221	DOGA472JA023	M.RESISTOR CH 1/16W 4.7K	1	
		R1223	ERJ2RHD623	M.RESISTOR CH 1/16W 62K	1	
		R1224	ERJ2RHD622	M.RESISTOR CH 1/16W 6.2K	1	
		R1225	ERJ2RHD223	M.RESISTOR CH 1/16W 22K	1	
		R1227	DOGA104JA039	M.RESISTOR CH 1/16W 100K	1	
		R1231	DOGA222JA023	M.RESISTOR CH 1/16W 2.2K	1	
		R1233	ERJ2RHD273	M.RESISTOR CH 1/16W 27K	1	
		R1234	ERJ2RHD152	M.RESISTOR CH 1/16W 1.5K	1	
		R1235	ERJ2RHD223	M.RESISTOR CH 1/16W 22K	1	
		R1237	DOGA104JA039	M.RESISTOR CH 1/16W 100K	1	
		R1243	ERJ2RHD103	M.RESISTOR CH 1/16W 10K	1	
		R1244	ERJ2RHD332X	M.RESISTOR CH 1/16W 3.3K	1	
		R1245	ERJ2RHD223	M.RESISTOR CH 1/16W 22K	1	
		R1247	DOGA104JA039	M.RESISTOR CH 1/16W 100K	1	
		R1253	ERJ2RHD682X	M.RESISTOR CH 1/16W 6.8K	1	
		R1254	DOGA181JA023	M.RESISTOR CH 1/16W 180	1	
		R1255	ERJ2RHD223	M.RESISTOR CH 1/16W 22K	1	
		R1271	DOGA101JA039	M.RESISTOR CH 1/16W 100	1	
		R1273	ERJ2RHD103	M.RESISTOR CH 1/16W 10K	1	
		R1274	ERJ2RHD182	M.RESISTOR CH 1/16W 1.8K	1	
		R1275	ERJ2RHD223	M.RESISTOR CH 1/16W 22K	1	
		R1293	D1JBR179A023	FUSING RESISTOR 0.179	1	
		R1294	ERJ2RHD273	M.RESISTOR CH 1/16W 27K	1	
		R1295	ERJ2RHD392	M.RESISTOR CH 1/16W 3.9K	1	
		R1296	ERJ2RHD223	M.RESISTOR CH 1/16W 22K	1	
		R1297	DOGA471JA023	M.RESISTOR CH 1/16W 470	1	
		R1311	DOGA472JA023	M.RESISTOR CH 1/16W 4.7K	1	
		R1321	DOGA332JA023	M.RESISTOR CH 1/16W 3.3K	1	
		R1331	DOGA471JA023	M.RESISTOR CH 1/16W 470	1	
		R1341	DOGA122JA023	M.RESISTOR CH 1/16W 1.2K	1	
		R1351	DOGA102JA039	M.RESISTOR CH 1/16W 1K	1	
		R1371	DOGA122JA023	M.RESISTOR CH 1/16W 1.2K	1	
		R1417	DOGA104JA039	M.RESISTOR CH 1/16W 100K	1	
		R1418	DOGA163JA023	M.RESISTOR CH 1/16W 16K	1	
		R1419	DOGA102JA039	M.RESISTOR CH 1/16W 1K	1	
		R1420	DOGA473JA039	M.RESISTOR CH 1/16W 47K	1	
		R1421	DOGA472JA023	M.RESISTOR CH 1/16W 4.7K	1	
		R1423	DOGA273JA023	M.RESISTOR CH 1/16W 27K	1	
		R1424	DOGA103JA039	M.RESISTOR CH 1/16W 10K	1	
		R1425	DOGA680JA023	M.RESISTOR CH 1/16W 68	1	
		R1426	DOGA392JA023	M.RESISTOR CH 1/16W 3.9K	1	
		R1427	DOGA224JA023	M.RESISTOR CH 1/16W 220K	1	
		R1431	DOGA473JA039	M.RESISTOR CH 1/16W 47K	1	
		R1442	DOGA473JA039	M.RESISTOR CH 1/16W 47K	1	
		R1451	DOGA473JA039	M.RESISTOR CH 1/16W 47K	1	
		R1453	D1JBR179A023	FUSING RESISTOR 0.179	1	
		R1461	DOGA472JA023	M.RESISTOR CH 1/16W 4.7K	1	
		R1462	DOGA222JA023	M.RESISTOR CH 1/16W 2.2K	1	
		R1464	DOGA473JA039	M.RESISTOR CH 1/16W 47K	1	

	R1465	DOGA103JA039	M.RESISTOR CH 1/16W 10K	1	
--	-------	--------------	-------------------------	---	--

Model No. : HC-PV100GC/GK/GW Parts List

Change	Safety	Ref. No.	Part No.	Part Name & Description	Q'ty	Remarks
		R1466	DOGA332JA023	M.RESISTOR CH 1/16W 3.3K	1	
		R1493	DOGA472JA023	M.RESISTOR CH 1/16W 4.7K	1	
		R1494	DOGA222JA023	M.RESISTOR CH 1/16W 2.2K	1	
		R1501	DOGA104JA039	M.RESISTOR CH 1/16W 100K	1	
		R1503	DOGA100JA023	M.RESISTOR CH 1/16W 10	1	
		R1504	ERJ2RHD104	M.RESISTOR CH 1/16W 100K	1	
		R1505	ERJ2RHD303	M.RESISTOR CH 1/16W 30K	1	
		R1506	DOGA104JA039	M.RESISTOR CH 1/16W 100K	1	
		R1507	DOGA224JA023	M.RESISTOR CH 1/16W 220K	1	
		R1508	DOGA224JA023	M.RESISTOR CH 1/16W 220K	1	
		R1509	ERJ2RHD103	M.RESISTOR CH 1/16W 10K	1	
		R1511	ERJ2RKD334	M.RESISTOR CH 1/16W 330K	1	
		R1512	ERJ2RKD334	M.RESISTOR CH 1/16W 330K	1	
		R1521	DOGA104JA039	M.RESISTOR CH 1/16W 100K	1	
		R1522	ERJ6BWFRO33V	M.RESISTOR CH 1/3W 0.033	1	
		R1523	DOGA104JA039	M.RESISTOR CH 1/16W 100K	1	
		R1524	D1BDR047A139	M.RESISTOR CH 1/2W 0.047	1	
		R1525	DOGA472JA023	M.RESISTOR CH 1/16W 4.7K	1	
		R1526	DOGA100JA023	M.RESISTOR CH 1/16W 10	1	
		R1527	DOGA7R5JA023	M.RESISTOR CH 1/16W 7.5	1	
		R1528	DOGA473JA039	M.RESISTOR CH 1/16W 47K	1	
		R1529	DOGA104JA039	M.RESISTOR CH 1/16W 100K	1	
		R1530	DOGA472JA023	M.RESISTOR CH 1/16W 4.7K	1	
		R1551	ERJ2RKD224	M.RESISTOR CH 1/16W 220K	1	
		R1552	ERJ2RHD473	M.RESISTOR CH 1/16W 47K	1	
		R1560	DOGA473JA039	M.RESISTOR CH 1/16W 47K	1	
	⚠	R1601	D1JBR179A023	FUSING RESISTOR 0.179	1	
		R1602	DOGA472JA023	M.RESISTOR CH 1/16W 4.7K	1	
		R1603	ERJ2RHD823	M.RESISTOR CH 1/16W 82K	1	
		R1604	ERJ2RHD272	M.RESISTOR CH 1/16W 2.7K	1	
		R1605	ERJ2RHD103	M.RESISTOR CH 1/16W 10K	1	
		R1608	DOGA103JA039	M.RESISTOR CH 1/16W 10K	1	
		R1701	DOGA103JA039	M.RESISTOR CH 1/16W 10K	1	
		R1702	DOGA103JA039	M.RESISTOR CH 1/16W 10K	1	
	⚠	R1704	D1JBR179A023	FUSING RESISTOR 0.179	1	
		R1714	DOGA204JA023	M.RESISTOR CH 1/16W 200K	1	
		R1715	DOGA474JA023	M.RESISTOR CH 1/16W 470K	1	
		R1716	ERJ2RKD274	M.RESISTOR CH 1/16W 270K	1	
		R1718	DOGA104JA039	M.RESISTOR CH 1/16W 100K	1	
		R1720	ERJ2RKD274	M.RESISTOR CH 1/16W 270K	1	
		R1721	ERJ2RKD204	M.RESISTOR CH 1/16W 200K	1	
		R1722	ERJ2RHD103	M.RESISTOR CH 1/16W 10K	1	
		R1725	D0GB104JA065	M.RESISTOR CH 1/10W 100K	1	
		R1736	DOGA103JA039	M.RESISTOR CH 1/16W 10K	1	
		R1737	DOGA223JA023	M.RESISTOR CH 1/16W 22K	1	
	⚠	R1801	D1JBR179A023	FUSING RESISTOR 0.179	1	
		R1802	D0GB4R7JA065	M.RESISTOR CH 1/10W 4.7	1	
		R1803	ERJ2RHD203	M.RESISTOR CH 1/16W 20K	1	
		R1804	D0GF330JA048	M.RESISTOR CH 1/4W 33	1	
	⚠	R1806	D1JB2R70A023	FUSING RESISTOR 2.7	1	
	⚠	R1901	D1JBR084A023	FUSING RESISTOR 0.084	1	
		R1902	DOGA104JA039	M.RESISTOR CH 1/16W 100K	1	
		R1903	DOGA104JA039	M.RESISTOR CH 1/16W 100K	1	
	⚠	R2300	D1JB2R70A023	FUSING RESISTOR 2.7	1	
		R2301	DOGA102JA039	M.RESISTOR CH 1/16W 1K	1	
		R2302	DOGA102JA039	M.RESISTOR CH 1/16W 1K	1	
		R2303	DOGA473JA039	M.RESISTOR CH 1/16W 47K	1	
		R2304	DOGA683JA023	M.RESISTOR CH 1/16W 68K	1	
		R2305	DOGA104JA039	M.RESISTOR CH 1/16W 100K	1	
		R2306	DOGA104JA039	M.RESISTOR CH 1/16W 100K	1	
		R2308	DOGA105JA023	M.RESISTOR CH 1/16W 1M	1	

	R3001	DOGA105JA023	M.RESISTOR CH 1/16W 1M	1	
--	-------	--------------	------------------------	---	--

Model No. : HC-PV100GC/GK/GW Parts List

Change	Safety	Ref. No.	Part No.	Part Name & Description	Q'ty	Remarks
		R3002	D0GA105JA023	M.RESISTOR CH 1/16W 1M	1	
		R3003	D0GA683JA023	M.RESISTOR CH 1/16W 68K	1	
		R3006	D0GA102JA039	M.RESISTOR CH 1/16W 1K	1	
		R3007	ERJ2RHD563	M.RESISTOR CH 1/16W 56K	1	
		R3015	D0GA103JA039	M.RESISTOR CH 1/16W 10K	1	
		R3016	D0GA103JA039	M.RESISTOR CH 1/16W 10K	1	
		R3020	ERJ2RHD512	M.RESISTOR CH 1/16W 5.1K	1	
		R3021	ERJ2RHD512	M.RESISTOR CH 1/16W 5.1K	1	
		R3022	ERJ2RHD472	M.RESISTOR CH 1/16W 4.7K	1	
		R3023	ERJ2RHD472	M.RESISTOR CH 1/16W 4.7K	1	
		R3024	ERJ2RHD472	M.RESISTOR CH 1/16W 4.7K	1	
		R3025	ERJ2RHD472	M.RESISTOR CH 1/16W 4.7K	1	
		R3026	ERJ2RHD472	M.RESISTOR CH 1/16W 4.7K	1	
		R3027	ERJ2RHD472	M.RESISTOR CH 1/16W 4.7K	1	
		R3028	ERJ2RHD472	M.RESISTOR CH 1/16W 4.7K	1	
		R3029	ERJ2RHD472	M.RESISTOR CH 1/16W 4.7K	1	
		R3301	D0GA222JA023	M.RESISTOR CH 1/16W 2.2K	1	
		R3302	D0GA222JA023	M.RESISTOR CH 1/16W 2.2K	1	
		R3303	D0GA104JA039	M.RESISTOR CH 1/16W 100K	1	
		R3304	D0GA103JA039	M.RESISTOR CH 1/16W 10K	1	
		R3305	D0GA104JA039	M.RESISTOR CH 1/16W 100K	1	
		R3306	D0GA103JA039	M.RESISTOR CH 1/16W 10K	1	
		R3307	D0GA331JA023	M.RESISTOR CH 1/16W 330	1	
		R3308	D0GA331JA023	M.RESISTOR CH 1/16W 330	1	
		R3309	D0GA473JA039	M.RESISTOR CH 1/16W 47K	1	
		R3310	D0GA222JA023	M.RESISTOR CH 1/16W 2.2K	1	
		R3311	D0GA473JA039	M.RESISTOR CH 1/16W 47K	1	
		R3312	D0GA222JA023	M.RESISTOR CH 1/16W 2.2K	1	
		R3313	D0GA103JA039	M.RESISTOR CH 1/16W 10K	1	
		R3314	D0GA103JA039	M.RESISTOR CH 1/16W 10K	1	
		R3401	ERJ2RHD182	M.RESISTOR CH 1/16W 1.8K	1	
		R3402	D0GA751JA023	M.RESISTOR CH 1/16W 750	1	
		R3409	D0GA473JA039	M.RESISTOR CH 1/16W 47K	1	
		R3410	D0GA152JA023	M.RESISTOR CH 1/16W 1.5K	1	
		R3411	ERJ2RHD392	M.RESISTOR CH 1/16W 3.9K	1	
		R3413	ERJ2RHD182	M.RESISTOR CH 1/16W 1.8K	1	
		R3414	ERJ2RHD182	M.RESISTOR CH 1/16W 1.8K	1	
		R3418	D0GA102JA039	M.RESISTOR CH 1/16W 1K	1	
		R3420	D0GA105JA023	M.RESISTOR CH 1/16W 1M	1	
		R3421	D0GA103JA039	M.RESISTOR CH 1/16W 10K	1	
		R3423	D0GA103JA039	M.RESISTOR CH 1/16W 10K	1	
		R3424	D0GA471JA023	M.RESISTOR CH 1/16W 470	1	
		R3427	ERJ2RHD241	M.RESISTOR CH 1/16W 240	1	
		R3429	D0GA273JA023	M.RESISTOR CH 1/16W 27K	1	
		R3431	ERJ2RHD241	M.RESISTOR CH 1/16W 240	1	
		R3432	ERJ2RHD472	M.RESISTOR CH 1/16W 4.7K	1	
		R3433	D0GA472JA023	M.RESISTOR CH 1/16W 4.7K	1	
		R3434	D0GA102JA039	M.RESISTOR CH 1/16W 1K	1	
		R3436	D0GA472JA023	M.RESISTOR CH 1/16W 4.7K	1	
		R3437	D0GA182JA023	M.RESISTOR CH 1/16W 1.8K	1	
		R3438	D0GA182JA023	M.RESISTOR CH 1/16W 1.8K	1	
		R3439	ERJ2RHD241	M.RESISTOR CH 1/16W 240	1	
		R3441	D0GA102JA039	M.RESISTOR CH 1/16W 1K	1	
		R3442	D0GA220JA023	M.RESISTOR CH 1/16W 22	1	
		R3443	D0GA220JA023	M.RESISTOR CH 1/16W 22	1	
		R3444	ERJ2RHD241	M.RESISTOR CH 1/16W 240	1	
		R3445	D0GA330JA023	M.RESISTOR CH 1/16W 33	1	
		R3446	D0GA220JA023	M.RESISTOR CH 1/16W 22	1	
		R3447	D0GA751JA023	M.RESISTOR CH 1/16W 750	1	
		R3448	ERJ2RHD622	M.RESISTOR CH 1/16W 6.2K	1	
		R3450	ERJ2RHD182	M.RESISTOR CH 1/16W 1.8K	1	

	R3451	ERJ2RHD182	M.RESISTOR CH 1/16W 1.8K	1	
--	-------	------------	--------------------------	---	--

Model No. : HC-PV100GC/GK/GW Parts List

Change	Safety	Ref. No.	Part No.	Part Name & Description	Q'ty	Remarks
		R3452	D0GA471JA023	M.RESISTOR CH 1/16W 470	1	
		R3453	ERJ2RHD182	M.RESISTOR CH 1/16W 1.8K	1	
		R3454	ERJ2RHD182	M.RESISTOR CH 1/16W 1.8K	1	
		R3455	D0GA220JA023	M.RESISTOR CH 1/16W 22	1	
		R3456	D0GA220JA023	M.RESISTOR CH 1/16W 22	1	
		R3457	D0GA221JA023	M.RESISTOR CH 1/16W 220	1	
		R3458	D0GA102JA039	M.RESISTOR CH 1/16W 1K	1	
		R3459	D0GA680JA023	M.RESISTOR CH 1/16W 68	1	
		R3461	D0GA104JA039	M.RESISTOR CH 1/16W 100K	1	
		R3462	D0GA220JA023	M.RESISTOR CH 1/16W 22	1	
		R3463	D0GA104JA039	M.RESISTOR CH 1/16W 100K	1	
		R3464	D0GA102JA039	M.RESISTOR CH 1/16W 1K	1	
		R3465	ERJ2RHD182	M.RESISTOR CH 1/16W 1.8K	1	
		R3466	D0GA473JA039	M.RESISTOR CH 1/16W 47K	1	
		R3467	D0GA220JA023	M.RESISTOR CH 1/16W 22	1	
		R3468	D0GA471JA023	M.RESISTOR CH 1/16W 470	1	
		R3469	D0GA220JA023	M.RESISTOR CH 1/16W 22	1	
		R3470	ERJ2RHD201	M.RESISTOR CH 1/16W 200	1	
		R3471	D0GA103JA039	M.RESISTOR CH 1/16W 10K	1	
		R3472	ERJ2RHD682X	M.RESISTOR CH 1/16W 6.8K	1	
		R3476	ERJ2RHD201	M.RESISTOR CH 1/16W 200	1	
		R3477	D0GA152JA023	M.RESISTOR CH 1/16W 1.5K	1	
		R3478	D0GA102JA039	M.RESISTOR CH 1/16W 1K	1	
		R3479	D0GA471JA023	M.RESISTOR CH 1/16W 470	1	
		R3480	D0GA220JA023	M.RESISTOR CH 1/16W 22	1	
		R3481	D0GA102JA039	M.RESISTOR CH 1/16W 1K	1	
		R3484	D0GA220JA023	M.RESISTOR CH 1/16W 22	1	
		R3485	D0GA220JA023	M.RESISTOR CH 1/16W 22	1	
		R3486	D0GA270JA023	M.RESISTOR CH 1/16W 27	1	
		R3487	D0GA270JA023	M.RESISTOR CH 1/16W 27	1	
		R3488	ERJ2RHD123	M.RESISTOR CH 1/16W 12K	1	
		R3489	ERJ2RHD123	M.RESISTOR CH 1/16W 12K	1	
		R3490	ERJ2RHD123	M.RESISTOR CH 1/16W 12K	1	
		R3491	ERJ2RHD203	M.RESISTOR CH 1/16W 20K	1	
		R3492	ERJ2RHD203	M.RESISTOR CH 1/16W 20K	1	
		R3493	D0GA220JA023	M.RESISTOR CH 1/16W 22	1	
		R3494	ERJ2RHD203	M.RESISTOR CH 1/16W 20K	1	
		R3498	D0GA103JA039	M.RESISTOR CH 1/16W 10K	1	
		R3499	D0GAR00J0005	M.RESISTOR CH 1/16W 0	1	
		R3701	D0GA102JA039	M.RESISTOR CH 1/16W 1K	1	
		R3702	D0GA101JA039	M.RESISTOR CH 1/16W 100	1	
		R3703	D0GA101JA039	M.RESISTOR CH 1/16W 100	1	
		R3704	D0GA681JA023	M.RESISTOR CH 1/16W 680	1	
		R3705	D0GA681JA023	M.RESISTOR CH 1/16W 680	1	
		R3706	D0GA223JA023	M.RESISTOR CH 1/16W 22K	1	
		R3707	D0GA223JA023	M.RESISTOR CH 1/16W 22K	1	
		R3720	D0GA470JA023	M.RESISTOR CH 1/16W 47	1	
		R3721	D0GA470JA023	M.RESISTOR CH 1/16W 47	1	
		R3901	D0GA100JA023	M.RESISTOR CH 1/16W 10	1	
		R3902	D0GA100JA023	M.RESISTOR CH 1/16W 10	1	
		R3903	D0GA100JA023	M.RESISTOR CH 1/16W 10	1	
		R3904	D0GA100JA023	M.RESISTOR CH 1/16W 10	1	
		R3905	D0GA100JA023	M.RESISTOR CH 1/16W 10	1	
		R3906	D0GA100JA023	M.RESISTOR CH 1/16W 10	1	
		R3907	D0GA103JA039	M.RESISTOR CH 1/16W 10K	1	
		R3910	D0GA102JA039	M.RESISTOR CH 1/16W 1K	1	
		R3911	D0GA102JA039	M.RESISTOR CH 1/16W 1K	1	
		R3914	D0GAR00J0005	M.RESISTOR CH 1/16W 0	1	
		R3915	D0GAR00J0005	M.RESISTOR CH 1/16W 0	1	
		R3916	D0GAR00J0005	M.RESISTOR CH 1/16W 0	1	
		R3917	D0GAR00J0005	M.RESISTOR CH 1/16W 0	1	

		R3918	DOGA100JA023	M.RESISTOR CH 1/16W 10	1	
--	--	-------	--------------	------------------------	---	--

Model No. : HC-PV100GC/GK/GW Parts List

Change	Safety	Ref. No.	Part No.	Part Name & Description	Q'ty	Remarks
		R3919	DOGA100JA023	M.RESISTOR CH 1/16W 10	1	
		R3920	DOGA103JA039	M.RESISTOR CH 1/16W 10K	1	
		R3923	DOGA102JA039	M.RESISTOR CH 1/16W 1K	1	
		R3924	DOGA102JA039	M.RESISTOR CH 1/16W 1K	1	
		R3927	DOGA103JA039	M.RESISTOR CH 1/16W 10K	1	
		R3928	DOGA103JA039	M.RESISTOR CH 1/16W 10K	1	
		R3929	DOGA103JA039	M.RESISTOR CH 1/16W 10K	1	
		R3930	DOGA103JA039	M.RESISTOR CH 1/16W 10K	1	
		R3931	DOGA103JA039	M.RESISTOR CH 1/16W 10K	1	
		R3932	DOGA103JA039	M.RESISTOR CH 1/16W 10K	1	
		R3933	DOGA103JA039	M.RESISTOR CH 1/16W 10K	1	
		R3934	DOGA103JA039	M.RESISTOR CH 1/16W 10K	1	
		R4001	ERJ2RKD680	M.RESISTOR CH 1/16W 68	1	
		R4002	DOGA102JA039	M.RESISTOR CH 1/16W 1K	1	
		R4201	ERJ14YJ682	M.RESISTOR CH 1/2W 6.8K	1	
		R4202	ERJ14YJ682	M.RESISTOR CH 1/2W 6.8K	1	
		R4203	DOGA105JA023	M.RESISTOR CH 1/16W 1M	1	
		R4204	DOGA224JA023	M.RESISTOR CH 1/16W 220K	1	
		R4205	DOGA224JA023	M.RESISTOR CH 1/16W 220K	1	
		R4206	DOGA473JA039	M.RESISTOR CH 1/16W 47K	1	
		R4207	DOGA103JA039	M.RESISTOR CH 1/16W 10K	1	
		R4301	DOGA333JA023	M.RESISTOR CH 1/16W 33K	1	
		R4302	DOGA333JA023	M.RESISTOR CH 1/16W 33K	1	
		R4303	DOGD104JA052	M.RESISTOR CH 1/8W 100K	1	
		R4304	DOGD104JA052	M.RESISTOR CH 1/8W 100K	1	
		R4305	DOGA392JA023	M.RESISTOR CH 1/16W 3.9K	1	
		R4306	DOGA392JA023	M.RESISTOR CH 1/16W 3.9K	1	
		R4309	DOGA104JA039	M.RESISTOR CH 1/16W 100K	1	
		R4310	DOGA473JA039	M.RESISTOR CH 1/16W 47K	1	
		R4311	DOGA473JA039	M.RESISTOR CH 1/16W 47K	1	
		R4312	DOGA471JA023	M.RESISTOR CH 1/16W 470	1	
		R4313	DOGA103JA039	M.RESISTOR CH 1/16W 10K	1	
		R4314	DOGA103JA039	M.RESISTOR CH 1/16W 10K	1	
		R4315	DOGA103JA039	M.RESISTOR CH 1/16W 10K	1	
		R4321	DOGA103JA039	M.RESISTOR CH 1/16W 10K	1	
		R4322	DOGA103JA039	M.RESISTOR CH 1/16W 10K	1	
		R4323	DOGA103JA039	M.RESISTOR CH 1/16W 10K	1	
		R4324	DOGA103JA039	M.RESISTOR CH 1/16W 10K	1	
		R4325	DOGA104JA039	M.RESISTOR CH 1/16W 100K	1	
		R4326	DOGA104JA039	M.RESISTOR CH 1/16W 100K	1	
		R4329	DOGA391JA023	M.RESISTOR CH 1/16W 390	1	
		R4330	DOGA121JA023	M.RESISTOR CH 1/16W 120	1	
		R4331	DOGA122JA023	M.RESISTOR CH 1/16W 1.2K	1	
		R4332	DOGA105JA023	M.RESISTOR CH 1/16W 1M	1	
		R4333	DOGA121JA023	M.RESISTOR CH 1/16W 120	1	
		R4339	DOGA472JA023	M.RESISTOR CH 1/16W 4.7K	1	
		R4340	DOGA472JA023	M.RESISTOR CH 1/16W 4.7K	1	
		R4348	DOGA104JA039	M.RESISTOR CH 1/16W 100K	1	
		R4349	DOGA104JA039	M.RESISTOR CH 1/16W 100K	1	
		R4350	DOGA104JA039	M.RESISTOR CH 1/16W 100K	1	
		R4351	DOGA104JA039	M.RESISTOR CH 1/16W 100K	1	
		R4352	DOGA104JA039	M.RESISTOR CH 1/16W 100K	1	
		R4353	DOGA104JA039	M.RESISTOR CH 1/16W 100K	1	
		R4354	DOGA472JA023	M.RESISTOR CH 1/16W 4.7K	1	
		R4355	DOGA472JA023	M.RESISTOR CH 1/16W 4.7K	1	
		R4401	DOGA333JA023	M.RESISTOR CH 1/16W 33K	1	
		R4402	DOGA333JA023	M.RESISTOR CH 1/16W 33K	1	
		R4403	DOGD104JA052	M.RESISTOR CH 1/8W 100K	1	
		R4404	DOGD104JA052	M.RESISTOR CH 1/8W 100K	1	
		R4405	DOGA392JA023	M.RESISTOR CH 1/16W 3.9K	1	
		R4406	DOGA392JA023	M.RESISTOR CH 1/16W 3.9K	1	


	R4409	DOGA104JA039	M.RESISTOR CH 1/16W 100K	1	
--	-------	--------------	--------------------------	---	--

Model No. : HC-PV100GC/GK/GW Parts List

Change	Safety	Ref. No.	Part No.	Part Name & Description	Q'ty	Remarks
		R4410	DOGA473JA039	M.RESISTOR CH 1/16W 47K	1	
		R4411	DOGA473JA039	M.RESISTOR CH 1/16W 47K	1	
		R4412	DOGA471JA023	M.RESISTOR CH 1/16W 470	1	
		R4413	DOGA103JA039	M.RESISTOR CH 1/16W 10K	1	
		R4414	DOGA103JA039	M.RESISTOR CH 1/16W 10K	1	
		R4415	DOGA103JA039	M.RESISTOR CH 1/16W 10K	1	
		R4421	DOGA103JA039	M.RESISTOR CH 1/16W 10K	1	
		R4422	DOGA103JA039	M.RESISTOR CH 1/16W 10K	1	
		R4423	DOGA103JA039	M.RESISTOR CH 1/16W 10K	1	
		R4424	DOGA103JA039	M.RESISTOR CH 1/16W 10K	1	
		R4425	DOGA104JA039	M.RESISTOR CH 1/16W 100K	1	
		R4426	DOGA104JA039	M.RESISTOR CH 1/16W 100K	1	
		R4429	DOGA391JA023	M.RESISTOR CH 1/16W 390	1	
		R4430	DOGA121JA023	M.RESISTOR CH 1/16W 120	1	
		R4431	DOGA122JA023	M.RESISTOR CH 1/16W 1.2K	1	
		R4432	DOGA105JA023	M.RESISTOR CH 1/16W 1M	1	
		R4433	DOGA121JA023	M.RESISTOR CH 1/16W 120	1	
		R4439	DOGA472JA023	M.RESISTOR CH 1/16W 4.7K	1	
		R4440	DOGA472JA023	M.RESISTOR CH 1/16W 4.7K	1	
		R4448	DOGA104JA039	M.RESISTOR CH 1/16W 100K	1	
		R4449	DOGA104JA039	M.RESISTOR CH 1/16W 100K	1	
		R4450	DOGA104JA039	M.RESISTOR CH 1/16W 100K	1	
		R4451	DOGA104JA039	M.RESISTOR CH 1/16W 100K	1	
		R4452	DOGA104JA039	M.RESISTOR CH 1/16W 100K	1	
		R4453	DOGA104JA039	M.RESISTOR CH 1/16W 100K	1	
		R4454	DOGA472JA023	M.RESISTOR CH 1/16W 4.7K	1	
		R4455	DOGA472JA023	M.RESISTOR CH 1/16W 4.7K	1	
		R4501	DOGA472JA023	M.RESISTOR CH 1/16W 4.7K	1	
		R4502	DOGA472JA023	M.RESISTOR CH 1/16W 4.7K	1	
		R4503	DOGA472JA023	M.RESISTOR CH 1/16W 4.7K	1	
		R4504	DOGA472JA023	M.RESISTOR CH 1/16W 4.7K	1	
		R4505	DOGA472JA023	M.RESISTOR CH 1/16W 4.7K	1	
		R4506	DOGA472JA023	M.RESISTOR CH 1/16W 4.7K	1	
		R4507	DOGA472JA023	M.RESISTOR CH 1/16W 4.7K	1	
		R4508	DOGA472JA023	M.RESISTOR CH 1/16W 4.7K	1	
		R4509	DOGA472JA023	M.RESISTOR CH 1/16W 4.7K	1	
		R4510	DOGA472JA023	M.RESISTOR CH 1/16W 4.7K	1	
		R4511	DOGA472JA023	M.RESISTOR CH 1/16W 4.7K	1	
		R4512	DOGA472JA023	M.RESISTOR CH 1/16W 4.7K	1	
		R4513	DOGA472JA023	M.RESISTOR CH 1/16W 4.7K	1	
		R4514	DOGA472JA023	M.RESISTOR CH 1/16W 4.7K	1	
		R4515	DOGA472JA023	M.RESISTOR CH 1/16W 4.7K	1	
		R4516	DOGA472JA023	M.RESISTOR CH 1/16W 4.7K	1	
		R4517	DOGA472JA023	M.RESISTOR CH 1/16W 4.7K	1	
		R4518	DOGA472JA023	M.RESISTOR CH 1/16W 4.7K	1	
		R4519	DOGA472JA023	M.RESISTOR CH 1/16W 4.7K	1	
		R4520	DOGA472JA023	M.RESISTOR CH 1/16W 4.7K	1	
		R4521	DOGA472JA023	M.RESISTOR CH 1/16W 4.7K	1	
		R4522	DOGA472JA023	M.RESISTOR CH 1/16W 4.7K	1	
		R4523	DOGA472JA023	M.RESISTOR CH 1/16W 4.7K	1	
		R4524	DOGA472JA023	M.RESISTOR CH 1/16W 4.7K	1	
		R4525	DOGA104JA039	M.RESISTOR CH 1/16W 100K	1	
		R4526	DOGA104JA039	M.RESISTOR CH 1/16W 100K	1	
		R4527	DOGA104JA039	M.RESISTOR CH 1/16W 100K	1	
		R4528	DOGA104JA039	M.RESISTOR CH 1/16W 100K	1	
		R4529	DOGA104JA039	M.RESISTOR CH 1/16W 100K	1	
		R4530	DOGA104JA039	M.RESISTOR CH 1/16W 100K	1	
		R4531	DOGA104JA039	M.RESISTOR CH 1/16W 100K	1	
		R4532	DOGA104JA039	M.RESISTOR CH 1/16W 100K	1	
		R4533	DOGA104JA039	M.RESISTOR CH 1/16W 100K	1	
		R4534	DOGA104JA039	M.RESISTOR CH 1/16W 100K	1	

	R4535	DOGA104JA039	M.RESISTOR CH 1/16W 100K	1	
--	-------	--------------	--------------------------	---	--

Model No. : HC-PV100GC/GK/GW Parts List

Change	Safety	Ref. No.	Part No.	Part Name & Description	Q'ty	Remarks
		R4536	DOGA104JA039	M.RESISTOR CH 1/16W 100K	1	
		R4537	DOGA333JA023	M.RESISTOR CH 1/16W 33K	1	
		R4538	DOGA333JA023	M.RESISTOR CH 1/16W 33K	1	
		R4539	DOGA333JA023	M.RESISTOR CH 1/16W 33K	1	
		R4540	DOGA333JA023	M.RESISTOR CH 1/16W 33K	1	
		R4541	DOGA333JA023	M.RESISTOR CH 1/16W 33K	1	
		R4542	DOGA333JA023	M.RESISTOR CH 1/16W 33K	1	
		R4543	DOGA183JA023	M.RESISTOR CH 1/16W 18K	1	
		R4544	DOGA472JA023	M.RESISTOR CH 1/16W 4.7K	1	
		R4545	DOGA183JA023	M.RESISTOR CH 1/16W 18K	1	
		R4546	DOGA472JA023	M.RESISTOR CH 1/16W 4.7K	1	
		R4601	DOGA103JA039	M.RESISTOR CH 1/16W 10K	1	
		R4608	DOGA102JA039	M.RESISTOR CH 1/16W 1K	1	
		R4801	DOGD392JA052	M.RESISTOR CH 1/8W 3.9K	1	
		R4802	DOGD392JA052	M.RESISTOR CH 1/8W 3.9K	1	
		R4803	DOGA123JA023	M.RESISTOR CH 1/16W 12K	1	
		R4804	DOGA123JA023	M.RESISTOR CH 1/16W 12K	1	
		R4805	DOGA273JA023	M.RESISTOR CH 1/10W 27K	1	
		R4806	DOGA273JA023	M.RESISTOR CH 1/10W 27K	1	
		R4807	DOGA223JA023	M.RESISTOR CH 1/16W 22K	1	
		R4808	DOGA223JA023	M.RESISTOR CH 1/16W 22K	1	
		R4809	DOGA333JA023	M.RESISTOR CH 1/16W 33K	1	
		R4810	DOGA333JA023	M.RESISTOR CH 1/16W 33K	1	
		R4811	DOGA333JA023	M.RESISTOR CH 1/16W 33K	1	
		R4812	DOGA333JA023	M.RESISTOR CH 1/16W 33K	1	
		R4813	DOGA333JA023	M.RESISTOR CH 1/16W 33K	1	
		R4814	DOGA333JA023	M.RESISTOR CH 1/16W 33K	1	
		R4815	DOGA103JA039	M.RESISTOR CH 1/16W 10K	1	
		R4816	DOGA103JA039	M.RESISTOR CH 1/16W 10K	1	
		R4817	DOGA103JA039	M.RESISTOR CH 1/16W 10K	1	
		R4818	DOGA103JA039	M.RESISTOR CH 1/16W 10K	1	
		R4819	DOGA333JA023	M.RESISTOR CH 1/16W 33K	1	
		R4820	DOGA333JA023	M.RESISTOR CH 1/16W 33K	1	
		R4821	DOGA103JA039	M.RESISTOR CH 1/16W 10K	1	
		R4822	DOGA273JA023	M.RESISTOR CH 1/10W 27K	1	
		R4823	DOGA333JA023	M.RESISTOR CH 1/16W 33K	1	
		R4824	DOGA103JA039	M.RESISTOR CH 1/16W 10K	1	
		R4825	DOGA103JA039	M.RESISTOR CH 1/16W 10K	1	
		R4826	DOGA103JA039	M.RESISTOR CH 1/16W 10K	1	
		R4827	DOGA472JA023	M.RESISTOR CH 1/16W 4.7K	1	
		R6001	DOGD102JA052	M.RESISTOR CH 1/8W 1K	1	
		R6002	DOGA100JA023	M.RESISTOR CH 1/16W 10	1	
		R6003	D1JBR032A055	FUSING RESISTOR 0.032	1	
		R6004	DOGA100JA023	M.RESISTOR CH 1/16W 10	1	
		R6010	DOGA100JA023	M.RESISTOR CH 1/16W 10	1	
		R6011	DOGA100JA023	M.RESISTOR CH 1/16W 10	1	
		R6302	DOGBR00J0004	M.RESISTOR CH 1/10W 0	1	
		R6306	DOGA221JA023	M.RESISTOR CH 1/16W 220	1	
		R6307	DOGA221JA023	M.RESISTOR CH 1/16W 220	1	
		R6308	DOGA221JA023	M.RESISTOR CH 1/16W 220	1	
		R6309	DOGA221JA023	M.RESISTOR CH 1/16W 220	1	
		R6709	DOGA103JA039	M.RESISTOR CH 1/16W 10K	1	
		R6711	DOGA103JA039	M.RESISTOR CH 1/16W 10K	1	
		R6712	DOGA103JA039	M.RESISTOR CH 1/16W 10K	1	
		R6713	DOGA103JA039	M.RESISTOR CH 1/16W 10K	1	
		R6731	DOGA101JA039	M.RESISTOR CH 1/16W 100	1	
		R6732	DOGA101JA039	M.RESISTOR CH 1/16W 100	1	
		R6733	DOGA101JA039	M.RESISTOR CH 1/16W 100	1	
		R6851	DOGA331JA023	M.RESISTOR CH 1/16W 330	1	
		R6852	DOGA331JA023	M.RESISTOR CH 1/16W 330	1	
		R6853	DOGA331JA023	M.RESISTOR CH 1/16W 330	1	

	R6854	DOGA331JA023	M.RESISTOR CH 1/16W 330	1	
--	-------	--------------	-------------------------	---	--

Model No. : HC-PV100GC/GK/GW Parts List

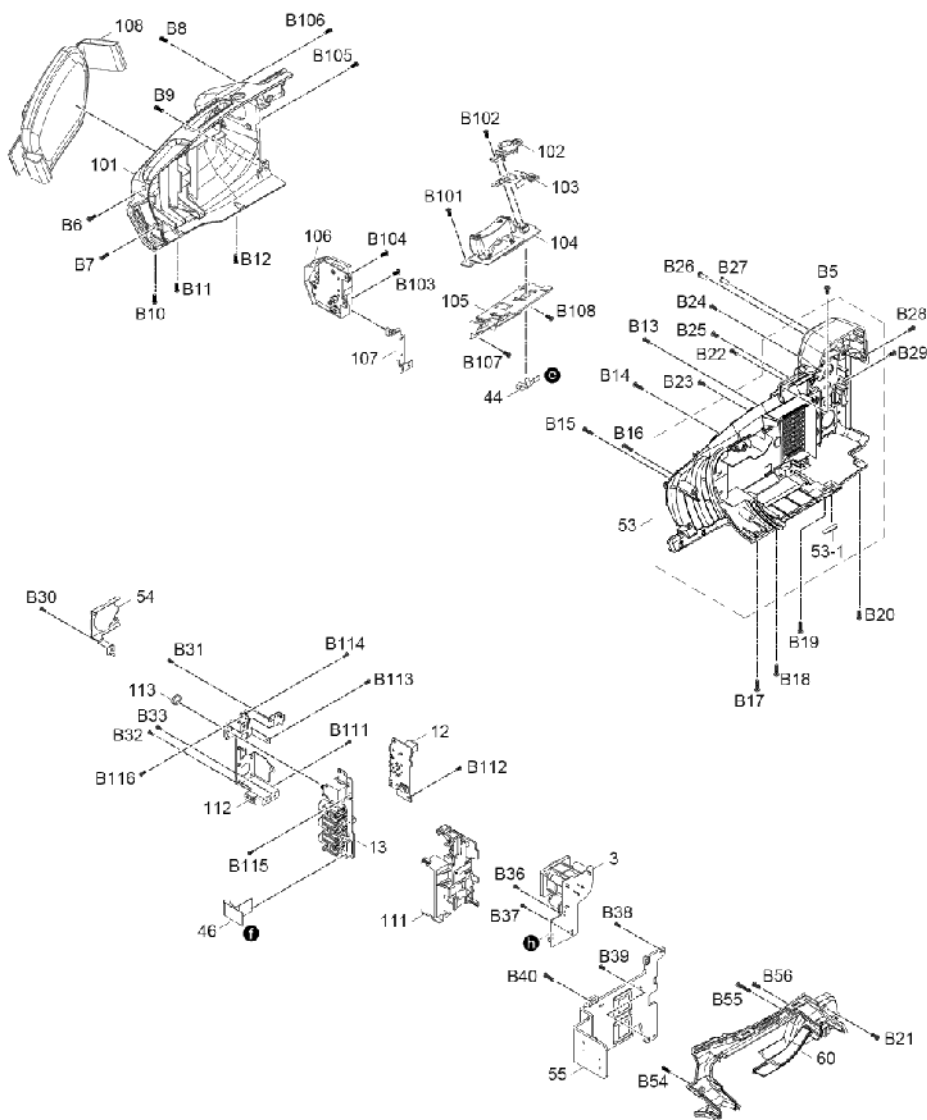
Change	Safety	Ref. No.	Part No.	Part Name & Description	Q'ty	Remarks
		R6855	D0GA331JA023	M.RESISTOR CH 1/16W 330	1	
		R6856	D0GA331JA023	M.RESISTOR CH 1/16W 330	1	
		R6857	D0GA153JA023	M.RESISTOR CH 1/16W 15K	1	
		R6858	D0GA153JA023	M.RESISTOR CH 1/16W 15K	1	
		R6859	D0GA153JA023	M.RESISTOR CH 1/16W 15K	1	
		R6860	ERJ2RHD183	M.RESISTOR CH 1/16W 18K	1	
		R6861	ERJ2RHD183	M.RESISTOR CH 1/16W 18K	1	
		R6862	ERJ2RHD183	M.RESISTOR CH 1/16W 18K	1	
		R6863	D0GA102JA039	M.RESISTOR CH 1/16W 1K	1	
		R6864	D0GA102JA039	M.RESISTOR CH 1/16W 1K	1	
		R6865	D0GA102JA039	M.RESISTOR CH 1/16W 1K	1	
		R6866	D0GA103JA039	M.RESISTOR CH 1/16W 10K	1	
		R6867	D0GA103JA039	M.RESISTOR CH 1/16W 10K	1	
		R6868	D0GA103JA039	M.RESISTOR CH 1/16W 10K	1	
		R6869	D0GA102JA039	M.RESISTOR CH 1/16W 1K	1	
		R6870	D0GA102JA039	M.RESISTOR CH 1/16W 1K	1	
		R6871	D0GA102JA039	M.RESISTOR CH 1/16W 1K	1	
		R6875	ERJ2RHD182	M.RESISTOR CH 1/16W 1.8K	1	
		R6876	ERJ2RHD182	M.RESISTOR CH 1/16W 1.8K	1	
		R6877	ERJ2RHD182	M.RESISTOR CH 1/16W 1.8K	1	
		R6879	D0GA101JA039	M.RESISTOR CH 1/16W 100	1	
		R6901	D0GA330JA023	M.RESISTOR CH 1/16W 33	1	
		R6902	D0GA330JA023	M.RESISTOR CH 1/16W 33	1	
		R6903	D0GA331JA023	M.RESISTOR CH 1/16W 330	1	
		R6904	D0GA330JA023	M.RESISTOR CH 1/16W 33	1	
		R6905	D0GA330JA023	M.RESISTOR CH 1/16W 33	1	
		R6906	D0GA331JA023	M.RESISTOR CH 1/16W 330	1	
		R6907	D0GA330JA023	M.RESISTOR CH 1/16W 33	1	
		R6908	D0GA330JA023	M.RESISTOR CH 1/16W 33	1	
		R6909	D0GA331JA023	M.RESISTOR CH 1/16W 330	1	
		R6910	D0GA222JA023	M.RESISTOR CH 1/16W 2.2K	1	
		RX3401	D1H84724A042	RESISTOR NETWORKS	1	
		RX3403	D1H84734A042	RESISTOR NETWORKS	1	
		RX3404	D1H81034A042	RESISTOR NETWORKS	1	
		RX3406	D1H81034A042	RESISTOR NETWORKS	1	
		RX3408	D1H84734A042	RESISTOR NETWORKS	1	
		RX3415	D1H81034A042	RESISTOR NETWORKS	1	
		RX3417	D1H81034A042	RESISTOR NETWORKS	1	
		RX3420	D1H81034A042	RESISTOR NETWORKS	1	
		RX6901	D1H81034A042	RESISTOR NETWORKS	1	
		RX6902	D1H81034A042	RESISTOR NETWORKS	1	
		RX6903	D1H81034A042	RESISTOR NETWORKS	1	
		RX6904	D1H81034A042	RESISTOR NETWORKS	1	
		RX6905	D1H81034A042	RESISTOR NETWORKS	1	
		RX6906	D1H81034A042	RESISTOR NETWORKS	1	
		S6701	K0F111A00589	SWITCH	1	
		S6702	K0D112B00142	SWITCH	1	
		S6901	K0F111A00589	SWITCH	1	
		S6902	K0F111A00589	SWITCH	1	
		S6903	K0F111A00589	SWITCH	1	
		S6904	K0F111A00589	SWITCH	1	
		S6905	K0D112B00142	SWITCH	1	
		S6906	K0F111A00589	SWITCH	1	
		S6907	K0F111A00589	SWITCH	1	
		S6908	K0F111A00589	SWITCH	1	
		S6909	K0F111A00589	SWITCH	1	
		S6910	K0F111A00589	SWITCH	1	
		S6911	K0F111A00589	SWITCH	1	
		S6912	VSS0549	SWITCH	1	
		S6913	VSS0549	SWITCH	1	
		S6914	VSS0549	SWITCH	1	

		S6915	VSS0549	SWITCH	1	
--	--	-------	---------	--------	---	--

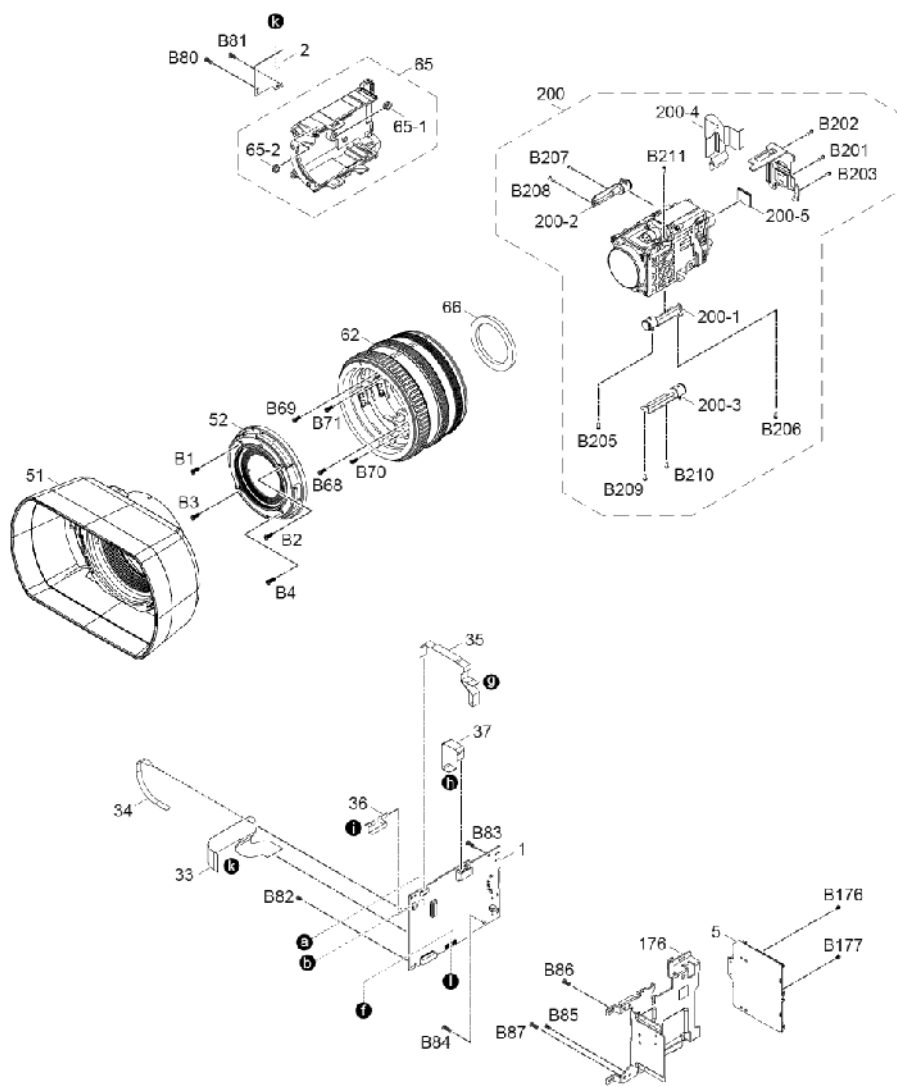
Model No. : HC-PV100GC/GK/GW Parts List

Change	Safety	Ref. No.	Part No.	Part Name & Description	Q'ty	Remarks
		VA4001	D4EDY1310001	VARISTOR	1	
		VA4003	D4EDY1310001	VARISTOR	1	
		VA4004	D4EDY1310001	VARISTOR	1	
		VA4006	D4EDY1310001	VARISTOR	1	
		VA4007	D4EDY1310001	VARISTOR	1	
		VA4008	D4ED16R80001	VARISTOR	1	
		VA6301	D4EDY1310001	VARISTOR	1	
		VA6302	D4EDY1310001	VARISTOR	1	
		VA6303	D4EDY1310001	VARISTOR	1	
		VA6705	D4EDY1310001	VARISTOR	1	
		VA6706	D4EDY1310001	VARISTOR	1	
		VA6851	D4EDY1310001	VARISTOR	1	
		VA6852	D4EDY1310001	VARISTOR	1	
		VA6853	D4EDY1310001	VARISTOR	1	
		VA6854	D4EDY1310001	VARISTOR	1	
		VA6855	D4EDY1310001	VARISTOR	1	
		VA6856	D4EDY1310001	VARISTOR	1	
		VR6901	D2BBA14Y0002	VOLUME CH1 AUDIO	1	
		VR6902	D2BBA14Y0002	VOLUME CH1 AUDIO	1	
		X2301	H0J327200230	CRYSTAL OSCILLATOR	1	
		X3402	H1A7205B0007	CRYSTAL OSCILLATOR	1	
		ZB6901	K3ZZ00500014	BATTERY HOLDER	1	

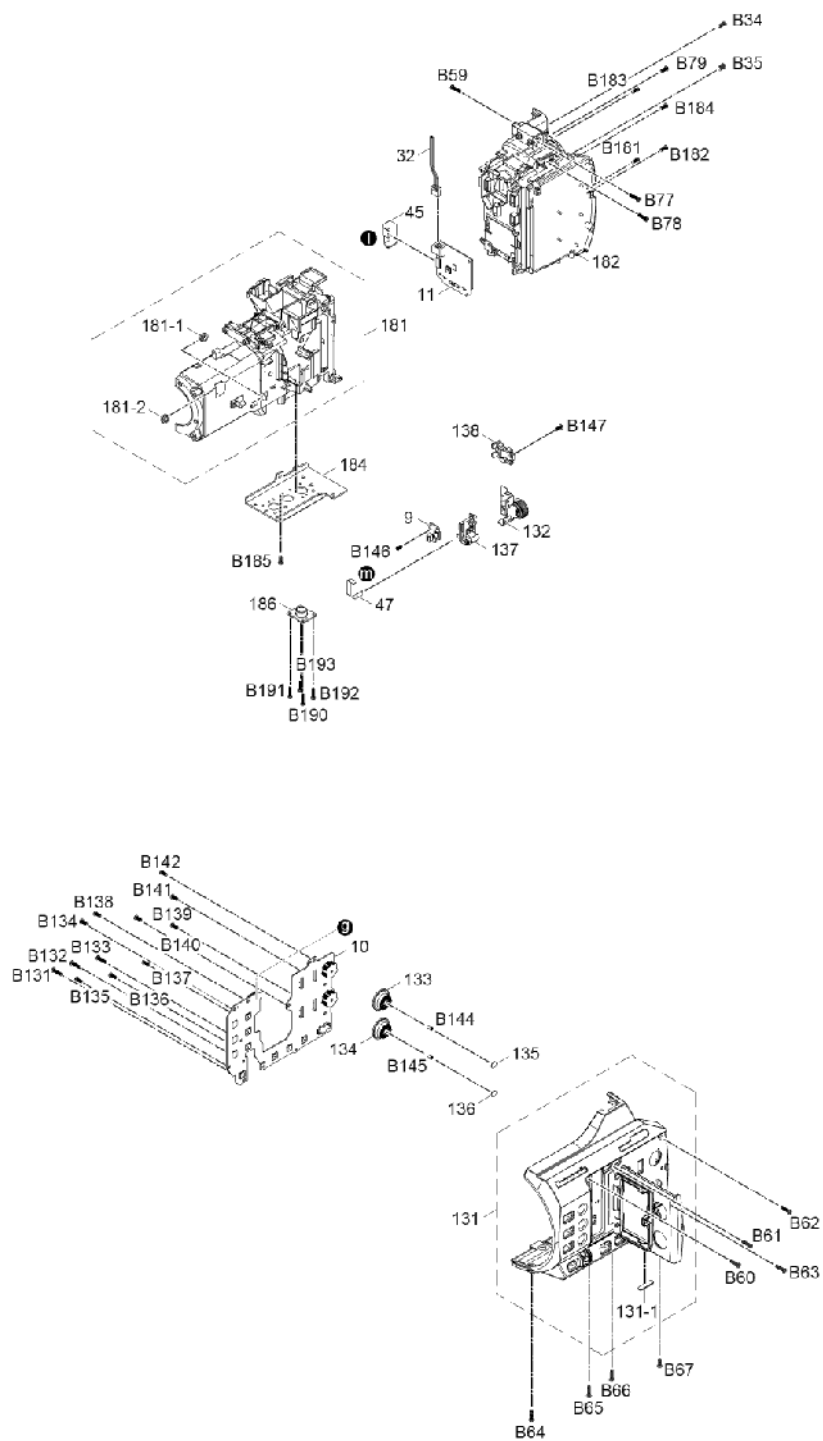
Model No. : HC-PV100GC/GK/GW Frame and Casing Section (2)



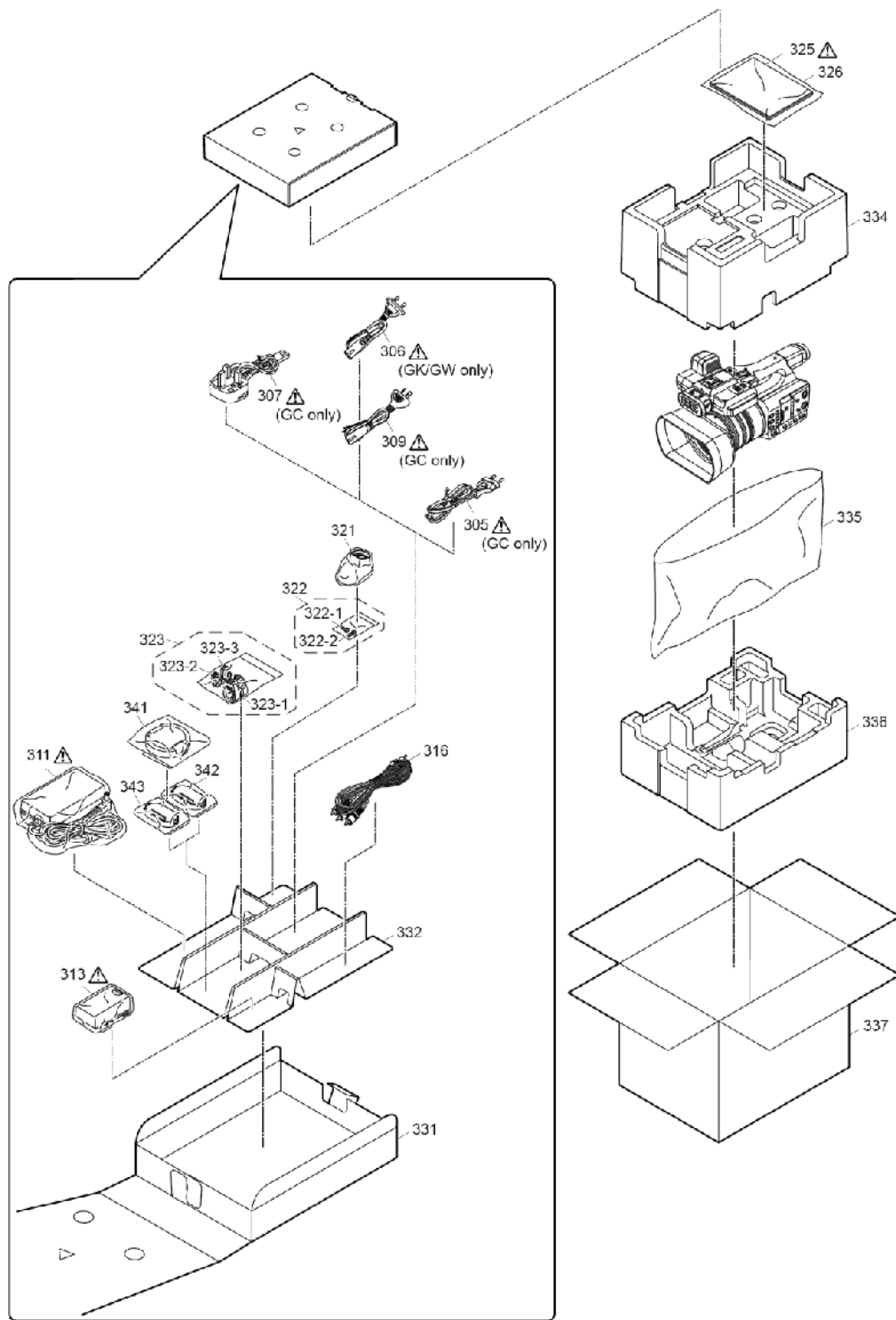
Model No. : HC-PV100GC/GK/GW Frame and Casing Section (3)



Model No. : HC-PV100GC/GK/GW Frame and Casing Section (4)



Model No. : HC-PV100GC/GK/GW Packing Parts and Accessories Section



Model No. : HC-PV100GC/GK/GW Parts List

Change	Safety	Ref. No.	Part No.	Part Name & Description	Q'ty	Remarks
		1	SEP0832AA	MAIN P.C.B.	1	(RTL)E.S.D.
		2	SEP0816AA	LENS RELAY P.C.B.	1	(RTL)
		3	SEP0818AA	XLR REAR P.C.B. UNIT	1	(RTL)E.S.D.
		4	SEP0831AA	RING LED P.C.B.	1	(RTL)E.S.D.
		5	SEP0817AA	SD HOLDER P.C.B.	1	(RTL)E.S.D.
		6	SEP0819AA	HANDLE OPERATION P.C.B.	1	(RTL)E.S.D.
		9	SEP0826AA	DIAL P.C.B.	1	(RTL)
		10	SEP0825AA	SIDE R OPERATION P.C.B.	1	(RTL)E.S.D.
		11	SEP0822AA	BATTERY CATCHER P.C.B.	1	(RTL)E.S.D.
		12	SEP0820AA	DC/REMOTE JACK P.C.B.	1	(RTL)E.S.D.
		13	SEP0821AA	AV JACK P.C.B.	1	(RTL)
		14	SEP0824AA	LED LIGHT P.C.B.	1	(RTL)E.S.D.
		31	STK0019A	MONITOR SLIM WIRE	1	
		32	SEE0240	DC BATT. WIRE	1	
		33	SEQ0173	LENS RELAY FPC UNIT	1	
		34	STJ0027	POWER SS FFC	1	
		35	STJ0034	CAM OP FFC	1	
		36	STJ0035	RING LED FFC	1	
		37	STJ0038	XLR REAR FFC	1	
		38	STJ0025	HANDLE OP A FFC	1	
		39	STJ0026	HANDLE OP B FFC	1	
		44	STJ0040	GRIP ZOOM FFC	1	
		45	STJ0030	GYRO FFC	1	
		46	STJ0028	JACK FFC	1	
		47	VWJ2284	LED FFC	1	
		48	STJ0195	LED LIGHT FFC	1	
		49	STJ0036	SUB SS ZOOM FFC	1	
		51	SYK1497	LENS HOOD UNIT	1	
		52	SGQ0129	LENS MASK	1	
		53	SYK1493	SIDE CASE L UNIT	1	
		53-1	VKA0397	SET LEG CUSHION	1	
		54	SMA0039	XLR ANGLE R	1	
		55	SYD0019	SUB RADIATION PLATE UNIT	1	
		56	SGQ0754	LED LIGHT COVER	1	
		58	SYK1488	XLR FRONT UNIT	1	
		59	VJF1256	CABLE CLAMPER	1	
		60	SYK1489	HANDLE CASE L UNIT	1	
		61	SKK0407K	ND CASE	1	
		62	SYK1610	MF UNIT	1	
		63	SMA0038	LED EARTH PLATE	1	
		64	SMA0363	RING LED UNIT	1	
		65	SYQ0090	LENS FRAME L UNIT	1	
		65-1	VMG1925	DAMPER RUBBER	1	
		65-2	VMG1925	DAMPER RUBBER	1	
		66	SGQ0130	DUST PROTECTOR RING	1	
		80	SMA0363	LED LIGHT ANGLE	1	
		101	SYK1496	GRIP UNIT	1	
		102	VGU0K86	PHOTO SHOT BUTTON	1	
		103	SMA0054	PHOTO EARTH PLATE	1	
		104	SYQ0797	ZOOM LEVER UNIT	1	
		105	VGQ0Z94	ZOOM BASE	1	
		106	SYQ0803	POWER SS UNIT	1	
		107	SMA0055	POWER SS EARTH PLATE	1	
		108	SYQ0844	GRIP BELT UNIT	1	
		111	SYQ0788	JACK PIECE UNIT	1	
		112	SMA0045	JACK FRAME	1	
		113	VHN0382	M6 NUT	1	
		121	SYK1485	HANDLE CASE T UNIT	1	
		122	SYQ0795	HA TOP ANGLE UNIT	1	
		123	VMP8492	SHOE ANGLE	1	
		125	VGU9988	REC BUTTON	1	

		131	SYK1492	SIDE CASE R UNIT	1	
--	--	-----	---------	------------------	---	--

Model No. : HC-PV100GC/GK/GW Parts List

Change	Safety	Ref. No.	Part No.	Part Name & Description	Q'ty	Remarks
		131-1	VKA0397	SET LEG CUSHION	1	
		132	KORE00300042	KURUPON UNIT	1	
		133	VGU0K96	AUDIO VR KNOB	1	
		134	VGU0K96	AUDIO VR KNOB	1	
		135	VGQ1A44	AUDIO VR SHEET	1	
		136	VGQ1A44	AUDIO VR SHEET	1	
		137	SGQ0763	KURUPON BUTTON	1	
		138	SGQ0764	KURUPON HOLDER	1	
		151	SGF0026	HANDLE FRAME	1	
		152	SKK0103K	HANDLE PIECE	1	
		153	SKK0395K	HANDLE CASE R	1	
		154	SKK0396K	TOP CASE	1	
		155	SMA0041	DUCT EARTH PLATE	1	
		156	SKK0399K	HANDLE CASE B	1	
		157	L0AA02A00148	SPEAKER	1	
		158	VMP0B84	SPEAKER ANGLE	1	
		159	SKK0111K	MIC CASE B	1	
		160	SGQ0262	MIC CUSHION C	1	
		161	SGQ0216	MIC CUSHION B	1	
		162	SGQ0215	MIC CUSHION A	1	
		163	L0CBAY000164	MICROPHONE	1	
		164	SYK1615	EVF UNIT	1	
		165	VGQ1A20	EVF WIRE GUIDE	1	
		166	SYQ0245-C	HANDLE SLIDE UNIT	1	
		167	SYK1483	LCD UNIT	1	
		168	SKK0401K	LCD CASE T	1	
		169	SYQ0843	LCD HINGE UNIT	1	
		176	SJD0011	MAIN RADIATION PLATE	1	
		181	SYQ0086	MAINFRAME UNIT	1	
		181-1	VMG1925	DAMPER RUBBER	1	
		181-2	VMG1925	DAMPER RUBBER	1	
		182	SYK1479	REAR CASE UNIT	1	
		184	SGF0025	TRIPOD FRAME	1	
		186	VGQ1H85	TRIPOD	1	
		196	SKK0403K	MIC CASE A	1	
		197	SGL0040	LED LIGHT LENS	1	
		198	SMA0364	LED LIGHT EARTH PLATE	1	
		B1	XQN2+BJ6FJK	SCREW	1	
		B2	XQN2+BJ6FJK	SCREW	1	
		B3	XQN2+BJ6FJK	SCREW	1	
		B4	XQN2+BJ6FJK	SCREW	1	
		B5	XQN2+B5FJK	SCREW	1	
		B6	XQN2+BJ6FJK	SCREW	1	
		B7	XQN2+BJ6FJK	SCREW	1	
		B8	XQN2+BJ6FJK	SCREW	1	
		B9	XQN2+BJ6FJK	SCREW	1	
		B10	XQN2+BJ6FJK	SCREW	1	
		B11	XQN2+BJ6FJK	SCREW	1	
		B12	XQN2+BJ6FJK	SCREW	1	
		B13	XQN2+BJ4FN	SCREW	1	
		B14	XQN2+BJ12FJK	SCREW	1	
		B15	XQN2+BJ8FJK	SCREW	1	
		B16	XQN2+BJ8FJK	SCREW	1	
		B17	XQN2+BJ8FJK	SCREW	1	
		B18	XQN2+BJ8FJK	SCREW	1	
		B19	XQN2+BJ8FJK	SCREW	1	
		B20	XQN2+BJ6FJK	SCREW	1	
		B21	XQN2+BJ5FJK	SCREW	1	
		B22	XQN2+BJ5FJK	SCREW	1	
		B23	XQN2+BJ5FJK	SCREW	1	
		B24	XQN2+B5FJK	SCREW	1	

		B25	XQN2+B5FJK	SCREW	1	
--	--	-----	------------	-------	---	--

Model No. : HC-PV100GC/GK/GW Parts List

Change	Safety	Ref. No.	Part No.	Part Name & Description	Q'ty	Remarks
		B26	XQN26+B6FJK	SCREW	1	
		B27	XQN26+B6FJK	SCREW	1	
		B28	XQN2+BJ5FJK	SCREW	1	
		B29	XQN2+BJ5FJK	SCREW	1	
		B30	VHD1907	SCREW	1	
		B31	VHD1907	SCREW	1	
		B32	VHD1907	SCREW	1	
		B33	VHD1907	SCREW	1	
		B34	XQN2+BJ5FJK	SCREW	1	
		B35	SHD0036	SCREW	1	
		B36	VHD1907	SCREW	1	
		B37	VHD1907	SCREW	1	
		B38	VHD1907	SCREW	1	
		B39	VHD1907	SCREW	1	
		B40	XQN2+BJ8FJK	SCREW	1	
		B41	XQN2+BJ5FJK	SCREW	1	
		B42	XQN2+BJ8FJK	SCREW	1	
		B43	XQN2+BJ8FJK	SCREW	1	
		B44	XQN2+B6FJK	SCREW	1	
		B45	XQN2+B6FJK	SCREW	1	
		B46	XQN2+B8FJK	SCREW	1	
		B47	XQN2+B8FJK	SCREW	1	
		B48	XQN2+B8FJK	SCREW	1	
		B49	XQN2+B8FJK	SCREW	1	
		B50	XQN2+B8FJK	SCREW	1	
		B51	XQN2+B8FJK	SCREW	1	
		B52	XQN2+B8FJK	SCREW	1	
		B53	XQN2+B8FJK	SCREW	1	
		B54	XQN2+B6FJK	SCREW	1	
		B55	XQN2+BJ12FJK	SCREW	1	
		B56	XQN2+BJ6FJK	SCREW	1	
		B57	XQN2+BJ6FJK	SCREW	1	
		B58	XQN2+BJ6FJK	SCREW	1	
		B59	XQN2+BJ6FJK	SCREW	1	
		B60	XQN2+BJ8FJK	SCREW	1	
		B61	XQN2+B8FJK	SCREW	1	
		B62	XQN2+BJ8FJK	SCREW	1	
		B63	XQN2+BJ8FJK	SCREW	1	
		B64	XQN2+BJ8FJK	SCREW	1	
		B65	XQN2+BJ8FJK	SCREW	1	
		B66	XQN2+BJ8FJK	SCREW	1	
		B67	XQN2+BJ6FJK	SCREW	1	
		B68	XQN2+BJ5FJK	SCREW	1	
		B69	XQN2+BJ5FJK	SCREW	1	
		B70	XQN2+BJ5FJK	SCREW	1	
		B71	XQN2+BJ5FJK	SCREW	1	
		B72	XQN2+BJ8FJK	SCREW	1	
		B73	XQN2+BJ8FJK	SCREW	1	
		B74	XQN2+BJ8FJK	SCREW	1	
		B75	XQN2+BJ8FJK	SCREW	1	
		B76	XQN2+BJ8FJK	SCREW	1	
		B77	XQN2+BJ8FJK	SCREW	1	
		B78	XQN2+BJ8FJK	SCREW	1	
		B79	XQN2+B5FJK	SCREW	1	
		B80	XQN2+BJ5FJK	SCREW	1	
		B81	XQN2+BJ5FJK	SCREW	1	
		B82	VHD1907	SCREW	1	
		B83	XQN2+BJ6FJK	SCREW	1	
		B84	XQN2+BJ6FJK	SCREW	1	
		B85	VHD1907	SCREW	1	
		B86	XQN2+BJ6FJK	SCREW	1	

		B87	XQN2+BJ6FJK	SCREW	1	
--	--	-----	-------------	-------	---	--

Model No. : HC-PV100GC/GK/GW Parts List

Change	Safety	Ref. No.	Part No.	Part Name & Description	Q'ty	Remarks
		B88	XQN2+BJ5FJK	SCREW	1	
		B89	XQN2+BJ5FJK	SCREW	1	
		B91	XQN16+BJ8FN	SCREW	1	
		B92	XQN16+BJ8FN	SCREW	1	
		B93	XQN16+BJ8FN	SCREW	1	
		B94	XQN16+BJ8FN	SCREW	1	
		B101	XQN2+BJ5FJK	SCREW	1	
		B102	XQN2+BJ5FJK	SCREW	1	
		B103	VHD1907	SCREW	1	
		B104	VHD1907	SCREW	1	
		B105	XQN2+BJ5FJK	SCREW	1	
		B106	XQN2+BJ5FJK	SCREW	1	
		B107	XQN2+BJ5FJK	SCREW	1	
		B108	XQN2+BJ5FJK	SCREW	1	
		B111	XQN16+BJ4FN	SCREW	1	
		B112	XQN16+BJ4FN	SCREW	1	
		B113	XQN16+BJ4FN	SCREW	1	
		B114	XQN16+BJ4FN	SCREW	1	
		B115	XQN16+BJ4FN	SCREW	1	
		B116	XQN16+BJ4FN	SCREW	1	
		B123	XQS2+A12FN	SCREW	1	
		B124	XQS2+A12FN	SCREW	1	
		B125	XQS2+A12FN	SCREW	1	
		B127	XQN2+BJ6FJK	SCREW	1	
		B131	XQN2+BJ8FN	SCREW	1	
		B132	XQN2+BJ8FN	SCREW	1	
		B133	XQN2+BJ8FN	SCREW	1	
		B134	XQN2+BJ5FJK	SCREW	1	
		B135	XQN2+BJ5FJK	SCREW	1	
		B136	XQN2+BJ5FJK	SCREW	1	
		B137	XQN2+BJ5FJK	SCREW	1	
		B138	XQN2+BJ5FJK	SCREW	1	
		B139	XQN2+BJ5FJK	SCREW	1	
		B140	XQN2+BJ5FJK	SCREW	1	
		B141	XQN2+BJ5FJK	SCREW	1	
		B142	XQN2+BJ5FJK	SCREW	1	
		B144	XQN14+B4FN	SCREW	1	
		B145	XQN14+B4FN	SCREW	1	
		B146	XQN16+BJ4FN	SCREW	1	
		B147	VHD1919	SCREW	1	
		B151	XQN16+BJ4FN	SCREW	1	
		B154	VHD1687	SCREW	1	
		B155	VHD1687	SCREW	1	
		B156	XQN14+BJ4FJK	SCREW	1	
		B157	XQN14+BJ4FJK	SCREW	1	
		B158	VHD1907	SCREW	1	
		B159	VHD1907	SCREW	1	
		B160	VHD1907	SCREW	1	
		B162	XQN2+B5FJK	SCREW	1	
		B163	XQN2+B5FJK	SCREW	1	
		B164	XQN2+B5FJK	SCREW	1	
		B165	XQN16+BJ6FN	SCREW	1	
		B166	VHD2578	SCREW	1	
		B167	XQN2+BJ5FN	SCREW	1	
		B168	XQN2+BJ5FN	SCREW	1	
		B169	XQN2+BJ5FN	SCREW	1	
		B170	XQN2+BJ5FN	SCREW	1	
		B171	XQN2+B5FJK	SCREW	1	
		B172	XQN2+B5FJK	SCREW	1	
		B176	VHD1919	SCREW	1	
		B177	VHD1919	SCREW	1	

		B181	XQN2+BJ5FJK	SCREW	1	
--	--	------	-------------	-------	---	--

Model No. : HC-PV100GC/GK/GW Parts List

Change	Safety	Ref. No.	Part No.	Part Name & Description	Q'ty	Remarks
		B182	XQN2+BJ5FJK	SCREW	1	
		B183	XQN2+BJ5FJK	SCREW	1	
		B184	XQN2+BJ5FJK	SCREW	1	
		B185	XQN2+BJ5FJK	SCREW	1	
		B190	XQN16+CJ8FN	SCREW	1	
		B191	XQN16+CJ8FN	SCREW	1	
		B192	XQN16+CJ8FN	SCREW	1	
		B193	XQN16+CJ8FN	SCREW	1	
		B196	XQN16+BJ4FN	SCREW	1	
		200	SXW0300	CAMERA LENS UNIT	1	
		200-1	L6HAYYYB0011	2ND STEPPING MOTOR	1	
		200-2	L6HAYYYC0056	3RD STEPPING MOTOR	1	
		200-3	L6HAYYYB0012	4TH STEPPING MOTOR	1	
		200-4	STJ0023	MOS FPC	1	
		200-5	SMT0022	MOS CUSHION	1	
		B201	VHD2072	SCREW	1	
		B202	VHD2072	SCREW	1	
		B203	VHD2072	SCREW	1	
		B205	VHD2072	SCREW	1	
		B206	VHD2072	SCREW	1	
		B207	VHD2072	SCREW	1	
		B208	VHD2072	SCREW	1	
		B209	VHD2072	SCREW	1	
		B210	VHD2072	SCREW	1	
		B211	VHD2072	SCREW	1	
	⚠	305	K2CQ2YY00117	AC CABLE	1	GC
	⚠	306	K2CA2YY00130	AC CABLE	1	GK
	⚠	306	K2CP2YY00083	AC CABLE	1	GW
	⚠	307	K2CT2YY00095	AC CABLE	1	GC
	⚠	309	K2CJ2YY00052	AC CABLE	1	GC
	⚠	311	SAE0011AE	AC ADAPTOR	1	
	⚠	313	-----	BATTERY PACK	1	GK
	⚠	313	-----	BATTERY PACK	1	GC, GW
		316	K2KYYYY00048	AV CABLE	1	
		321	SYA0019	EYE CUP	1	
		322	VYC1144	MIC HOLDER ADAPTOR UNIT	1	
		322-1	XSB4+12FJK	SCREW	1	
		322-2	XSB4+12FJK	SCREW	1	
		323	SYA0021	MIC HOLDER UNIT	1	
		323-1	VYC1146	MIC HOLDER	1	
		323-2	VJF1468	XLR CAP	1	
		323-3	VJF1468	XLR CAP	1	
	⚠	325	SQT1407	OPERATING INSTRUCTIONS(ENGLISH)	1	GC, GW
	⚠	325	SQT1408	OPERATING INSTRUCTIONS(CHINESE)	1	GK
	⚠	325	SQT1447	OPERATING INSTRUCTIONS(ARABIC)	1	GC
		326	VPF1545	BAG. POLYETHYLENE	1	
		331	VPK5717	ACCESSRI BOX	1	
		332	VPN7699	PARTITION	1	
		334	SPN0540	CUSHION(TOP)	1	
		335	VPF1486	PROTECT BAG	1	
		336	SPN0541	CUSHION(BOTTOM)	1	
		337	SPG0838	PACKING CASE	1	GC
		337	SYQ0839	PACKING CASE UNIT	1	GK
		337	SYQ0883	PACKING CASE UNIT	1	GW
		341	SYA0073	LENS CAP	1	
		342	SYA0071	DIFFUSION FILTER	1	
		343	SYA0072	COLOR CONVERSION FILTER	1	