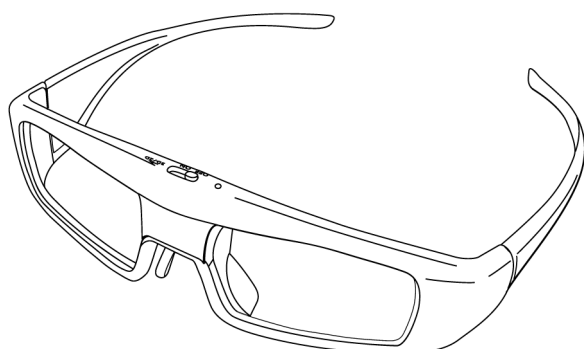


# Service Manual

3D Eyewear




Model No. **TY-EW3D3LW**  
**TY-EW3D3MW**  
**TY-EW3D3SW**  
**TY-EW3D3LU**  
**TY-EW3D3MU**  
**TY-EW3D3SU**  
**TY-EW3D3LE**  
**TY-EW3D3ME**  
**TY-EW3D3SE**  
**TY-EW3D3LC**  
**TY-EW3D3MC**  
**TY-EW3D3SC**

## WARNING

This service information is designed for experienced repair technicians only and is not designed for use by the general public. It does not contain warnings or cautions to advise non-technical individuals of potential dangers in attempting to service a product. Products powered by electricity should be serviced or repaired only by experienced professional technicians. Any attempt to service or repair the product or products dealt with in this service information by anyone else could result in serious injury or death.

## IMPORTANT SAFETY NOTICE

There are special components used in this equipment which are important for safety. These parts are marked by  in the Schematic Diagrams, Circuit Board Diagrams, Exploded Views and Replacement Parts List. It is essential that these critical parts should be replaced with manufacturer's specified parts to prevent shock, fire or other hazards. Do not modify the original design without permission of manufacturer.

## TABLE OF CONTENTS

	PAGE	PAGE
1 Specifications .....	2	
2 Exploded View and Replacement Parts List .....	3	

# Panasonic®

© Panasonic Corporation 2011.  
 Unauthorized copying and distribution is a violation of law.

# 1 Specifications

TY-EW3D3LW/MW/SW, TY-EW3D3LU/MU/SU, TY-EW3D3LE/ME/SE, TY-EW3D3LC/MC/SC				
Lens type		Liquid Crystal Shutter		
Usage temperature range		0 °C - 40 °C (32°F - 104°F)		
Charging power supply		DC 5 V ( supplied by USB terminal of a Panasonic TV)		
Battery		Lithium-ion polymer rechargeable battery DC 3.7 V, 40 mAh Operation time <sup>*1</sup> : Approx. 25 hours Charging time <sup>*1</sup> : Approx. 30 minutes Quick charge ( 2 minutes charge enables approx. 3 hours use)		
Viewing range <sup>*2</sup>		Transmitter for 3D Eyewear Within 10.5' (3.2 m) from front surface (Within ± 35° horizontal, ± 20° vertical)		
Materials		Main body: Resin Lens section: Liquid crystal glass		
Dimensions (not including nose pad part)	Models	TY-EW3D3LW TY-EW3D3LU TY-EW3D3LE TY-EW3D3LC	TY-EW3D3MW TY-EW3D3MU TY-EW3D3ME TY-EW3D3MC	TY-EW3D3SW TY-EW3D3SU TY-EW3D3SE TY-EW3D3SC
	Width	6.72" (170.6 mm)	6.61" (167.7 mm)	6.32" (160.5 mm)
	Height	1.67" (42.2 mm)	1.67" (42.2 mm)	1.67" (42.2 mm)
	Overall length	6.73" (170.7 mm)	6.73" (170.7 mm)	6.60" (167.6 mm)
Mass		Approx. 0.96 oz (Approx. 27 g)	Approx. 0.92 oz (Approx. 26 g)	Approx. 0.92 oz (Approx. 26 g)

## \*1 Operation time/charging time

- The battery deteriorates after repeated use, and the operation time eventually becomes short. The figures above are at shipping from the factory, and are not a guarantee of performance.

## \*2 Viewing range

- The location of the 3D Eyewear transmitter differs depending on the model of television.
- There are differences in the viewing range of the 3D Eyewear among individuals.
- The 3D Eyewear may not operate correctly at the outside of the viewing range.

## Information on Disposal in other Countries outside the European Union



This symbol is only valid in the European Union.  
If you wish to discard this product, please contact your local authorities or dealer and ask for the correct method of disposal.

## Environment care information for users in China

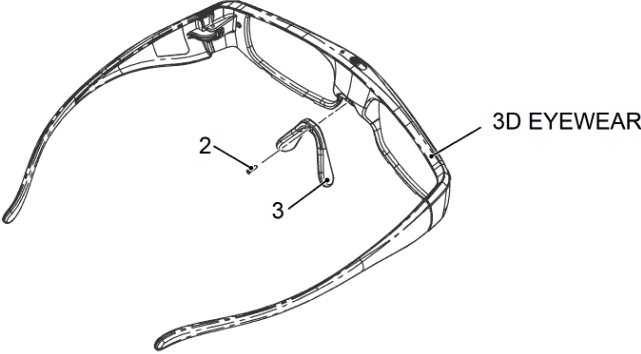


This symbol is only valid in China.

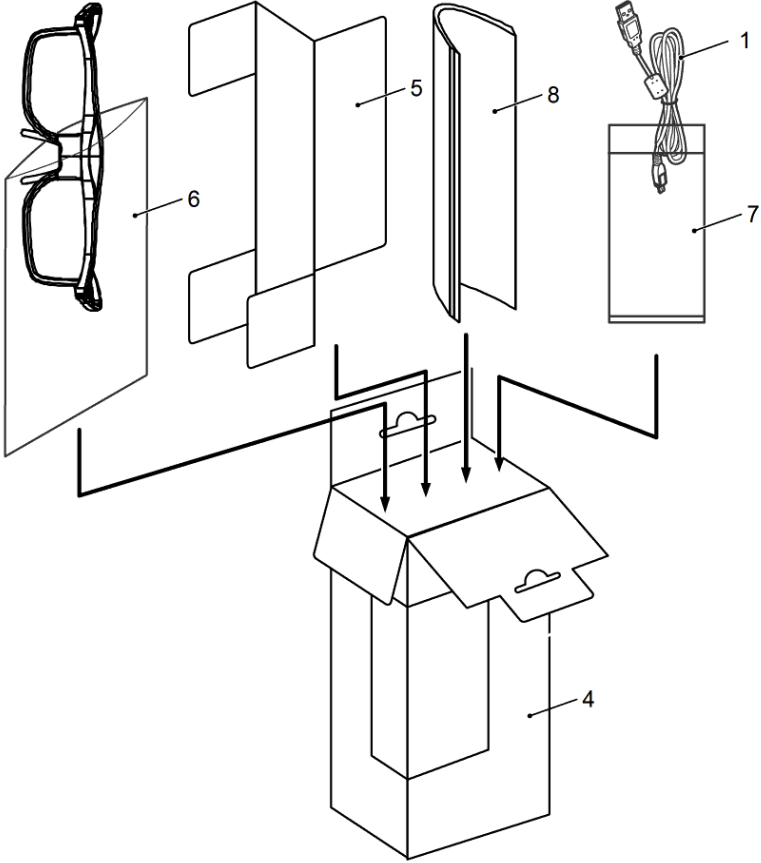
## 2 Exploded View and Replacement Parts List

Please click the radio button for “Diagrams II / Parts List” on the menu bar.

## Exploded View



## Packing and Accessories



**Model No. : TY-EW3D3LW/MW/SW,TY-EW3D3LU/MU/SU,TY-EW3D3LE/ME/SE,TY-EW3D3LC/MC/SC    Parts List**

Safety	Ref. No.	Part No.	Part Name & Description	Q'ty	Remarks
	1	K2KYYYY00164	CHARGE CABLE	1	
	2	THEC147N	SCREW (NOSE PAD)	1	
	3	TKKH5125	NOSE PAD	1	
	4	TPCC94201	CARTON BOX	1	TY-EW3D3SW
	4	TPCC94301	CARTON BOX	1	TY-EW3D3MW
	4	TPCC94401	CARTON BOX	1	TY-EW3D3LW
	4	TPCC93601	CARTON BOX	1	TY-EW3D3SU
	4	TPCC93701	CARTON BOX	1	TY-EW3D3MU
	4	TPCC93801	CARTON BOX	1	TY-EW3D3LU
	4	TPCC93901	CARTON BOX	1	TY-EW3D3SE
	4	TPCC94001	CARTON BOX	1	TY-EW3D3ME
	4	TPCC94101	CARTON BOX	1	TY-EW3D3LE
	4	TPCC94501	CARTON BOX	1	TY-EW3D3SC
	4	TPCC94601	CARTON BOX	1	TY-EW3D3MC
	4	TPCC94701	CARTON BOX	1	TY-EW3D3LC
	5	TPDF2647	PARTITION	1	
	6	TQFE130	POLY BAG (3D EYEWEAR)	1	TY-EW3D3SW , TY-EW3D3MW, TY-EW3D3LW, TY-EW3D3SU, TY-EW3D3MU, TY-EW3D3LU, TY-EW3D3SE, TY-EW3D3ME, TY-EW3D3LE
	6	TQFE131	POLY BAG (3D EYEWEAR)	1	TY-EW3D3SC, TY-EW3D3MC, TY-EW3D3LC
	7	TQFE164	POLY BAG (CHARGE CABLE)	1	TY-EW3D3SW , TY-EW3D3MW, TY-EW3D3LW, TY-EW3D3SU, TY-EW3D3MU, TY-EW3D3LU, TY-EW3D3SE, TY-EW3D3ME, TY-EW3D3LE
	7	TQFE165	POLY BAG (CHARGE CABLE)	1	TY-EW3D3SC, TY-EW3D3MC, TY-EW3D3LC
	8	TQZJ388	INSTRUCTION BOOK	1	TY-EW3D3SW, TY-EW3D3MW, TY-EW3D3LW
	8	TQZJ386	INSTRUCTION BOOK	1	TY-EW3D3SU, TY-EW3D3MU, TY-EW3D3LU
	8	TQZJ387	INSTRUCTION BOOK	1	TY-EW3D3SE, TY-EW3D3ME, TY-EW3D3LE
	8	TQZJ389	INSTRUCTION BOOK	1	TY-EW3D3SC, TY-EW3D3MC, TY-EW3D3LC