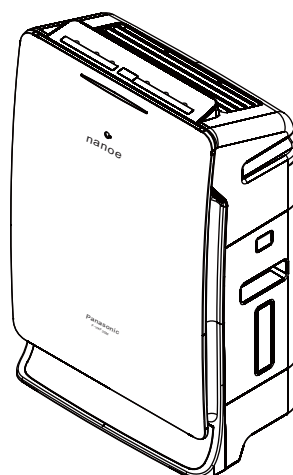


Service Manual

Humidifying Air Purifier

Middle East Market

F-VXF35M



WARNING

This service information is designed for experienced repair technicians only and is not designed for use by the general public. It does not contain warnings or cautions to advise non-technical individuals of potential dangers in attempting to service a product. Products powered by electricity should be serviced or repaired only by experienced professional technicians. Any attempt to service or repair the product or products dealt with in this service information by anyone else could result in serious injury or death.

IMPORTANT SAFETY NOTICE

There are special components used in this equipment which are important for safety. These parts are marked by ⚠ in the Schematic Diagrams, Exploded Views and Replacement Parts List. It is essential that these critical parts should be replaced with manufacturer's specified parts to prevent shock, fire or other hazards. Do not modify the original design without permission of manufacture.

We suggest to handle such parts after the static electricity prevention.

It is forbidden to touch the PCB parts by bare hands during the repairing process.

CONTENTS

	PAGE
1. Specifications	1
2. Parts Identification	2~3
3. Wiring Diagram	4
4. Parts List	5~7

1. Specifications

Model number	F-VXF35M					
Power supply	220V~ 50Hz		220V~ 60Hz		240V~ 50Hz	
Operation mode	Clean Air			Clean/Humid.		
Air Volume settings	Hi	Med	Lo	Hi	Med	Lo
Power Consumption (W) ※1	41	9	5	40	11	8
Humidifying amount (mL/h) ※2	— ※3	— ※3	— ※3	350	170	100
Air Volume (m³/min)	3.5	1.6	0.9	3.4	1.6	0.9
Floor area capacity	Up to 26m ² in a standard household room			Up to 16m ² in a standard household room		
Capacity of the tank	About 2.1L					
Power cord length	2.0m					
Product dimensions	360mmx [200mm+(Foot:5mm)]x560mm(WXDXH)					
Product weight	7.8kg					

※1 The power consumption is about 0.75 W when the operation is set to "Off".(With the power plug inserted)

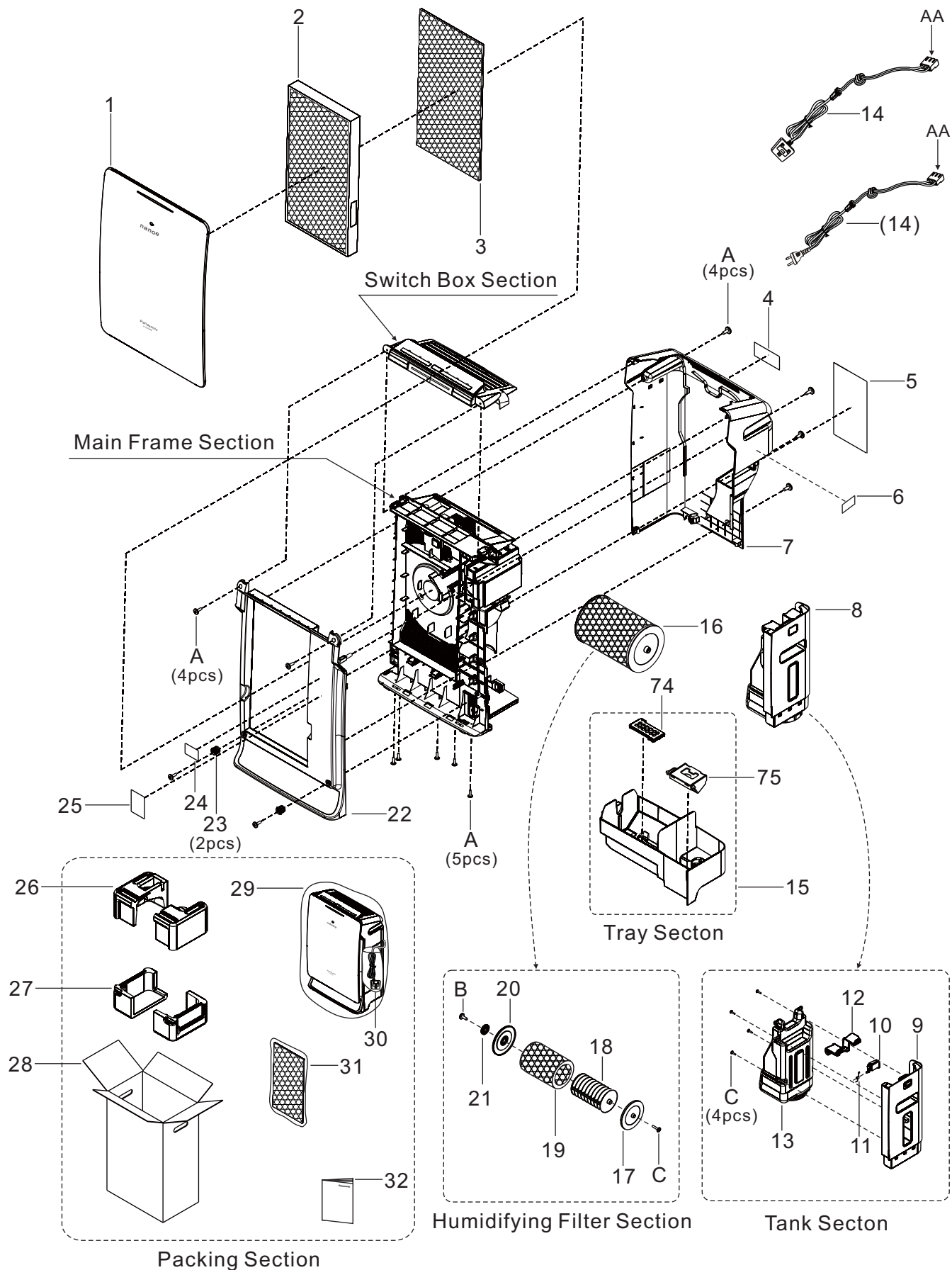
※2 The humidifying amount may vary with the indoor temperature and humidity.(Please refer to operating Instructions P.22)

※3 If there is water in the tank, the unit uses its water to humidify a little.(The water in the tank will be reduced little)

2. Parts Identification

F-VXF35M

Main Body Section

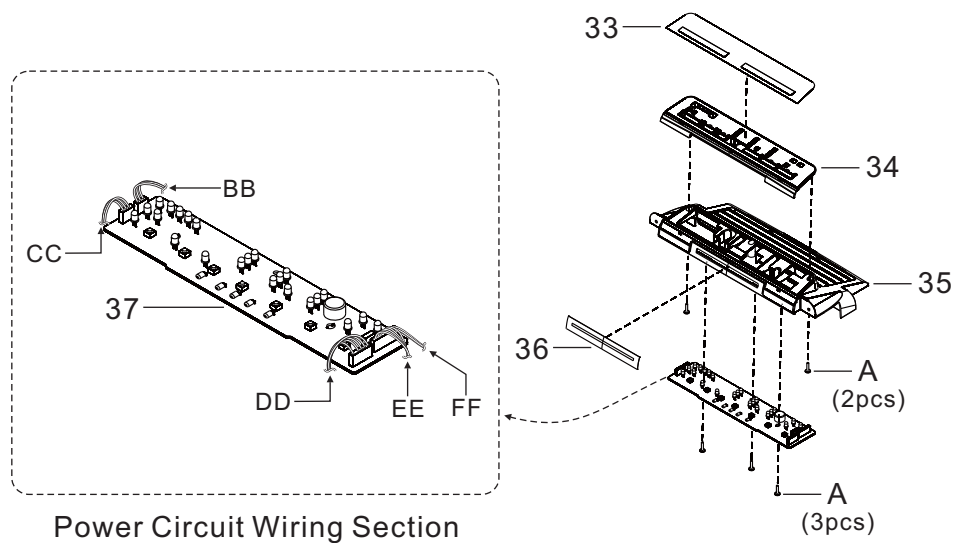


Remark: The double same letter which displayed behind the Lead Assy. Means they were linked together.

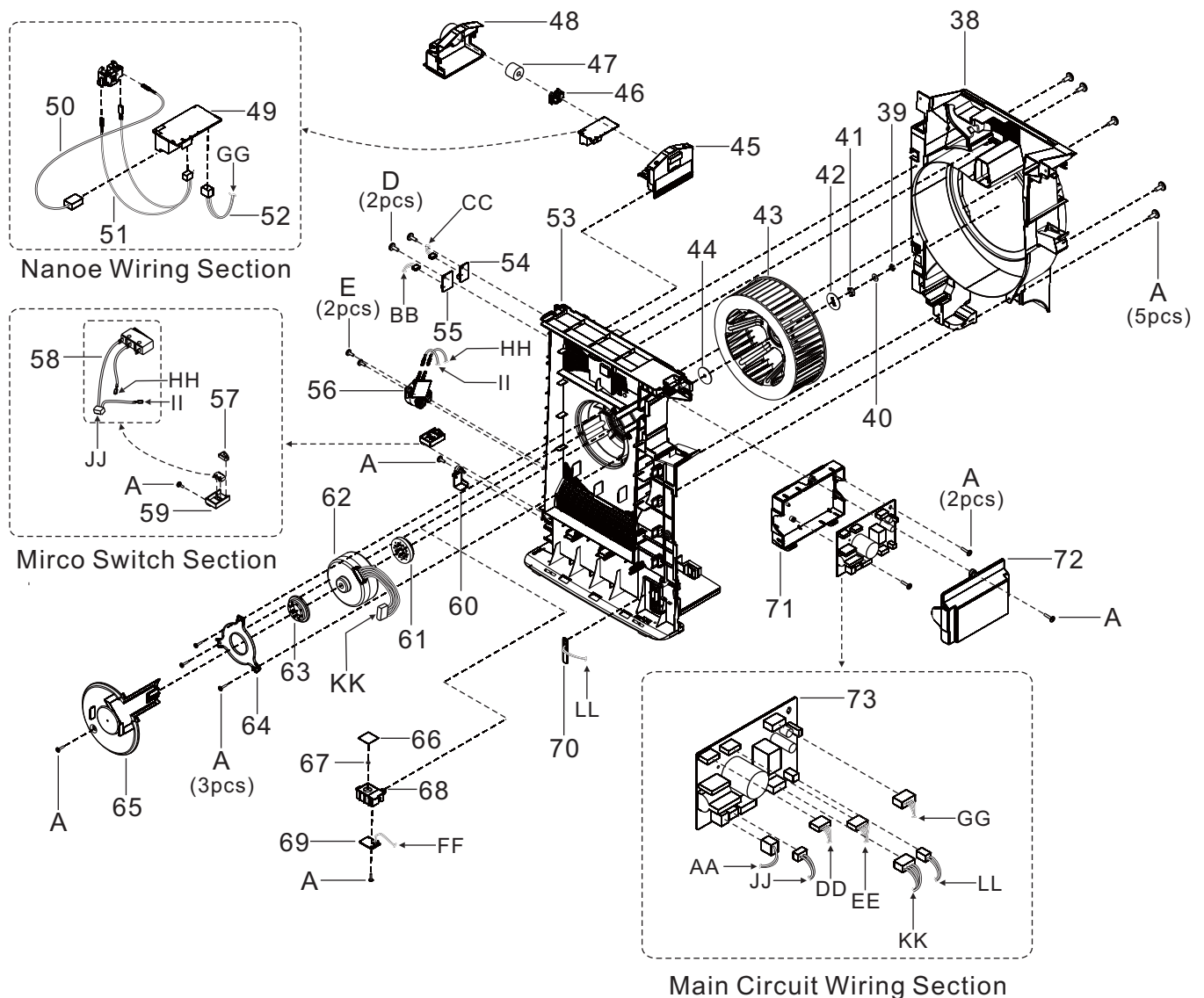
2. Parts Identification

F-VXF35M

Switch Box Section



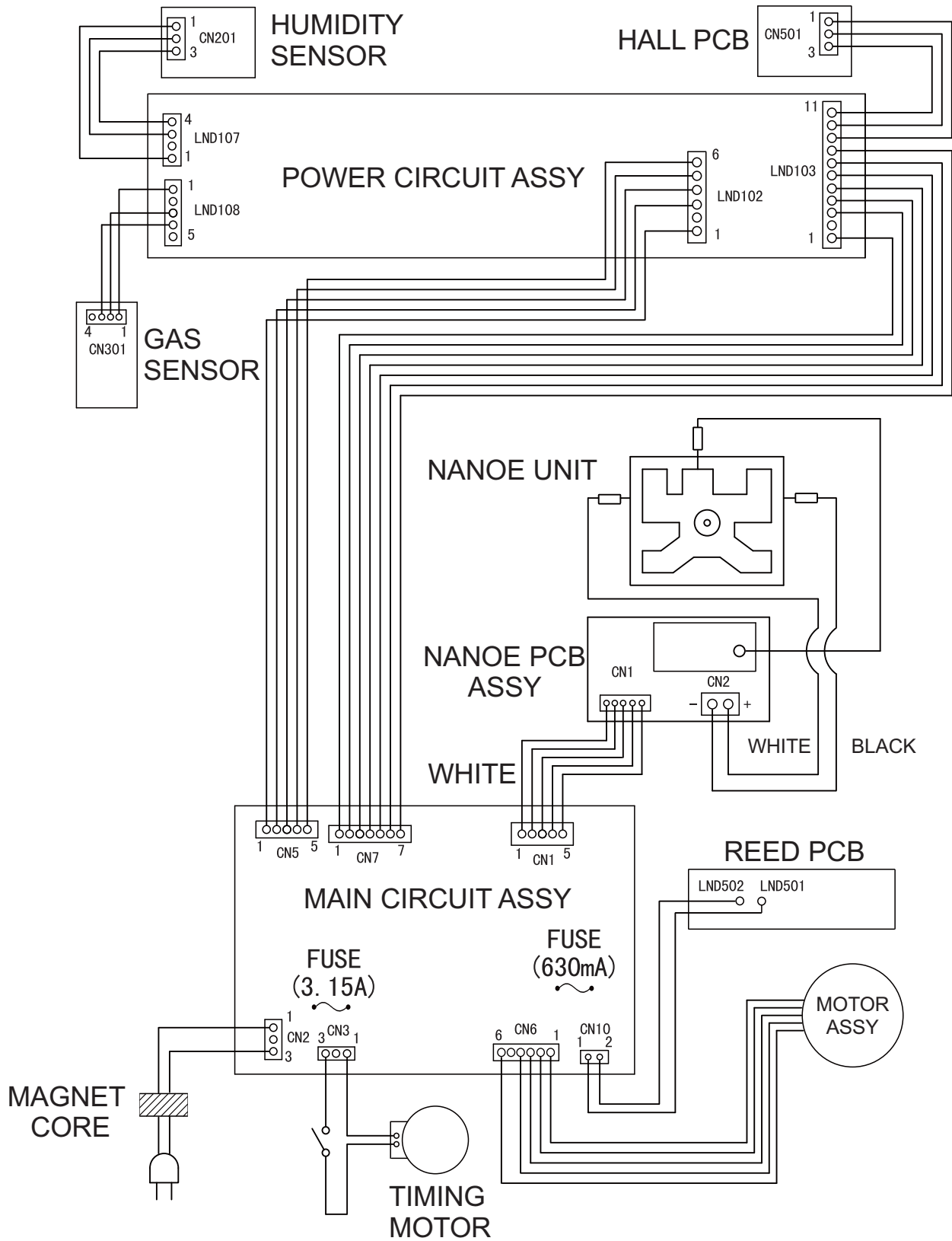
Main Frame Section



Remark: The double same letter which displayed behind the Lead Assy. Means they were linked together.

3. Wiring Diagram



F-VXF35M



4. Parts List

F-VXF35M

Main Body Section

No.	Part No.	Part Name	Q'ty	Remark
1	FFE01041101S	Front Panel Assy	1	
2	FFE41801001S	Replacement Composite Air Filter	1	
3	FFE41701001S	Replacement Deodorizing Filter	1	
4	FFE00751101S	Warning Label	1	For S'ARABIA/UAE/KUWAIT/JORDAN Market
(4)	FFE00761101S	Warning Label	1	For IRAN Market
5	FFE00501101S	Name Plate	1	For S'ARABIA Market
(5)	FFE00511101S	Name Plate	1	For IRAN/UAE Market
(5)	FFE00521101S	Name Plate	1	For KUWAIT Market
6	FFE00811101S	Tank Label	1	For S'ARABIA/UAE/KUWAIT/JORDAN Market
(6)	FFE00821101S	Tank Label	1	For IRAN Market
7	FFE01141101S	Rear Case Assy	1	
8	FFE00001101S	Tank Section	1	
9	FFE05031101S	Tank Cover	1	
10	FFE06080902S	Tank Hook	1	
11	FFE01160801S	Handle Spring	1	
12	FFE05041101S	Tank Stand	1	
13	FFE05011101S	Tank Unit	1	
14	FFE16001101S	Cord Assy	1	For S'ARABIA/UAE/KUWAIT/JORDAN Market 
(14)	FFE16101101S	Cord Assy	1	For IRAN Market 
15	FFE00001102S	Tray Section	1	
16	FFE00000903S	H.Filter Section	1	
17	FFE05300901S	Filter Frame Cover	1	
18	FFE05100901S	Filter Frame	1	
19	FFE05331101S	H.filter	1	
20	FFE05200901S	Filter Frame Cap	1	
21	FFE30030901S	Gear B	1	
22	FFE01021101S	Front Case Assy	1	Blue
(22)	FFE01021102S	Front Case Assy	1	Pink
23	FFE33011001S	Grille Gum	2	
24	FFE00791101S	Brand Label	1	Sticked On Front Case Assy
25	FFE00761102S	Filter Label	1	For S'ARABIA/UAE/KUWAIT/JORDAN Market
(25)	FFE00771101S	Filter Label	1	For IRAN Market
26	FFE80101101S	Top Pack	1	
27	FFE80201101S	Bottom Pack	1	
28	FFE80011362S	Carton Case Assy (Blue)	1	Include Pos Label,For S'ARABIA Market
(28)	FFE80011363S	Carton Case Assy (Pink)	1	Include Pos Label,For S'ARABIA Market
(28)	FFE80021309S	Carton Case Assy (Blue)	1	Include Pos Label,For IRAN Market
(28)	FFE80021310S	Carton Case Assy (Pink)	1	Include Pos Label,For IRAN Market
(28)	FFE80011366S	Carton Case Assy (Blue)	1	Include Pos Label,For KUWAIT Market
(28)	FFE80011367S	Carton Case Assy (Pink)	1	Include Pos Label,For KUWAIT Market
(28)	FFE80021311S	Carton Case Assy (Blue)	1	Include Pos Label,For UAE/JORDAN Market
(28)	FFE80021312S	Carton Case Assy (Pink)	1	Include Pos Label,For UAE/JORDAN Market
29	FFE21310901S	Poly Cover	1	
30	FFE01110801S	Poly Cover	1	
31	FFE21260901S	Poly Cover	1	For D.Filter Assy Packing
32	FFE89511101S	Operating Instruction	1	For S'ARABIA/UAE/KUWAIT/JORDAN Market
(32)	FFE89521101S	Operating Instruction	1	For IRAN Market

4. Parts List

F-VXF35M

Main Body Section

No.	Part No.	Part Name	Q'ty	Remark
74	FFE05551101S	Germproof Set	1	
75	FFE01181301S	Float Assy	1	
A	XTB4+12CFJ	Bind Tap Screw	13	
B	XTT4+10CZ	Truss Tap Screw	1	
C	XTB4+12CZ	Bind Tap Screw	5	

Switch Box Section

No.	Part No.	Part Name	Q'ty	Remark
33	FFE04121101S	Switch Panel	1	Blue
(33)	FFE04121102S	Switch Panel	1	Pink
34	FFE04021101S	Switch Plate	1	Blue
(34)	FFE04021102S	Switch Plate	1	Pink
35	FFE04011101S	Switch Box	1	
36	FFE04201101S	Led Panel	1	
37	FFE49201402S	Main Circuit Assy	1	⚠
A	XTB4+12CFJ	Bind Tap Screw	5	

Main Frame Section

No.	Part No.	Part Name	Q'ty	Remark
38	FFE02011101S	Fan Casing	1	
39	FFE07201101S	Nut	1	For Fixing Blade Assy
40	FFE06090801S	Undee Washer	1	For Fixing Blade Assy
41	FFE21100803S	Blade Fix Ring	1	For Fixing Blade Assy
42	FFE20050801S	Blade Plate(A)	1	
43	FFE02041101S	Blade Assy	1	
44	FFE20030902S	Blade Plate	1	For Fixing Blade Assy
45	FFE02071101S	Nanoe Case	1	
46	FFE15001101S	Nanoe Unit	1	⚠
47	FFE02091101S	Nanoe Silencer	1	
48	FFE02081101S	Nanoe Cover	1	
49	FFE48041101S	Nanoe PCB Assy	1	⚠
50	FFE09061101S	High Voltage Lead	1	⚠
51	FFE09071101S	Peltier Lead	1	⚠
52	FFE09051101S	Nanoe Lead	1	⚠
53	FFE01131101S	Main Frame Assy	1	
54	FFE49401402S	Odor Sensor	1	⚠
55	FFE49501402S	Humidity Sensor	1	⚠
56	FFE02221101S	Timing Motor Set	1	⚠
57	FFE35500501S	Switch Lever	1	
58	FFE12901101S	Micro Switch Assy	1	⚠
59	FFE12500901S	Micro Switch Cover	1	
60	FFE02000801S	Magnet Hold	1	
61	FFE08110801S	Holder Gum(A)	1	

4. Parts List

F-VXF35M

Main Frame Section

No.	Part No.	Part Name	Q'ty	Remark
62	FFE23001102S	Motor Assy	1	⚠
63	FFE08120801S	Holder Gum(B)	1	
64	FFE08010801S	Motor Holder	1	
65	FFE02021101S	Motor Cover	1	
66	FFE36200901S	Hall Panel	1	
67	FFE05070901S	Hall IC Magnet	1	
68	FFE13011101S	Hall PCB Box	1	
69	FFE49701402S	Hall PCB	1	⚠
70	FFE49601402S	Reed Switch PCB Assy	1	⚠
71	FFE01111101S	PCB Box	1	
72	FFE01121101S	PCB Cover	1	
73	FFE49101402S	Power Circuit Assy	1	⚠
A	XTB4+12CFJ	Bind Tap Screw	14	
D	XTB3+14CFJ	Bind Tap Screw	2	
E	XTT4+14CFJ	Truss Tap Screw	2	