

Parts Change Notice

**CU-A12PKD CU-A12PKH CU-A12PKH-8 CU-A12PKY CU-A12PKYP
CU-AE9PKE CU-A7GKD CU-A7HKD CU-A7JKD CU-A9EKH CU-
A9GKD CU-A9GKH CU-A9HKD CU-A9HKH CU-A9JKD CU-A9JKH
CU-A9KKD CU-A9KKD-2 CU-A9KKH CU-A9KKH-8 CU-A9MKD CU-
A9MKH CU-A9MKH-8 CU-A9NKD CU-A9NKH CU-A9NKH-8 CU-
A9PKD CU-A9PKH CU-A9PKH-8 U-A7JKD U-A9JKD**

Please revise the original parts list in the Service Manual to conform to the change(s) shown herein.
If new part numbers are shown, be sure to use then ordering parts.

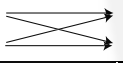
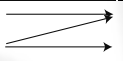
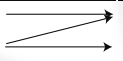
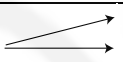
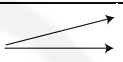



Reason for Change

* The circled item indicates the reason. If no marking, see the Notes in the bottom column.

<input type="checkbox"/>	1. Improve performance
<input type="checkbox"/>	2. Change of material or dimension
<input type="checkbox"/>	3. To meet approved specification
<input checked="" type="checkbox"/>	4. Standardization
<input type="checkbox"/>	5. Addition
<input type="checkbox"/>	6. Deletion
<input type="checkbox"/>	7. Correction
<input type="checkbox"/>	8. Other

Interchangeability Code

** The circled item indicates the interchangeability. If no marking, see the Notes in the bottom column.

Parts	Set Production	
<input type="checkbox"/> A	Original  Early New  Late	Original or new parts may be used in early or late production set. Use original parts until exhausted, then stock new parts.
<input type="checkbox"/> B	Original  Early New  Late	Original parts may be used in early production sets only. New parts may be used in early or late production sets. Use original parts where possible, then stock new parts.
<input checked="" type="checkbox"/> C	Original  Early New  Late	New parts only may be used in early or late production sets. Stock new parts.
<input type="checkbox"/> D	Original  Early New  Late	Original parts may be used in early production sets only. New parts may be used in late production sets only. Stock both original and new parts.
<input type="checkbox"/> E	Other	

Part Number

Model No.	Ref. No.	Original Part No.	New Part No.	Notes	Part Name & Descriptions
CU-A12PKD	11	CWH56000J	CWH561096	4, C	NUT-COMPRESSOR MOUNT
CU-A12PKH	11	CWH56000J	CWH561096	4, C	NUT-COMPRESSOR MOUNT
CU-A12PKH-8	11	CWH56000J	CWH561096	4, C	NUT-COMPRESSOR MOUNT
CU-A12PKY	11	CWH56000J	CWH561096	4, C	NUT-COMPRESSOR MOUNT
CU-A12PKYP	11	CWH56000J	CWH561096	4, C	NUT-COMPRESSOR MOUNT
CU-AE9PKE	11	CWH56000J	CWH561096	4, C	NUT-COMPRESSOR MOUNT
CU-A7GKD	11	CWH56000J	CWH561096	4, C	NUT-COMPRESSOR MOUNT
CU-A7HKD	11	CWH56000J	CWH561096	4, C	NUT-COMPRESSOR MOUNT
CU-A7JKD	11	CWH56000J	CWH561096	4, C	NUT-COMPRESSOR MOUNT
CU-A9EKH	11	CWH56000J	CWH561096	4, C	NUT-COMPRESSOR MOUNT
CU-A9GKD	11	CWH56000J	CWH561096	4, C	NUT-COMPRESSOR MOUNT
CU-A9GKH	11	CWH56000J	CWH561096	4, C	NUT-COMPRESSOR MOUNT

Model No.	Ref. No.	Original Part No.	New Part No.	Notes	Part Name & Descriptions
CU-A9HKD	11	CWH56000J	CWH561096	4, C	NUT-COMPRESSOR MOUNT
CU-A9HKKH	11	CWH56000J	CWH561096	4, C	NUT-COMPRESSOR MOUNT
CU-A9JKD	11	CWH56000J	CWH561096	4, C	NUT-COMPRESSOR MOUNT
CU-A9JKH	11	CWH56000J	CWH561096	4, C	NUT-COMPRESSOR MOUNT
CU-A9KKD	11	CWH56000J	CWH561096	4, C	NUT-COMPRESSOR MOUNT
CU-A9KKD-2	11	CWH56000J	CWH561096	4, C	NUT-COMPRESSOR MOUNT
CU-A9KKH	11	CWH56000J	CWH561096	4, C	NUT-COMPRESSOR MOUNT
CU-A9KKH-8	11	CWH56000J	CWH561096	4, C	NUT-COMPRESSOR MOUNT
CU-A9MKD	11	CWH56000J	CWH561096	4, C	NUT-COMPRESSOR MOUNT
CU-A9MKH	11	CWH56000J	CWH561096	4, C	NUT-COMPRESSOR MOUNT
CU-A9MKH-8	11	CWH56000J	CWH561096	4, C	NUT-COMPRESSOR MOUNT
CU-A9NKD	11	CWH56000J	CWH561096	4, C	NUT-COMPRESSOR MOUNT
CU-A9NKH	11	CWH56000J	CWH561096	4, C	NUT-COMPRESSOR MOUNT
CU-A9NKH-8	11	CWH56000J	CWH561096	4, C	NUT-COMPRESSOR MOUNT
CU-A9PKD	11	CWH56000J	CWH561096	4, C	NUT-COMPRESSOR MOUNT
CU-A9PKH	11	CWH56000J	CWH561096	4, C	NUT-COMPRESSOR MOUNT
CU-A9PKH-8	11	CWH56000J	CWH561096	4, C	NUT-COMPRESSOR MOUNT
U-A7JKD	11	CWH56000J	CWH561096	4, C	NUT-COMPRESSOR MOUNT
U-A9JKD	11	CWH56000J	CWH561096	4, C	NUT-COMPRESSOR MOUNT

File this Parts Change Notice with your copy of the Service Manual.